



Mark Ortlieb
General Attorney
State Regulatory & Legislative Matters

AT&T Michigan
221 N. Washington Sq.
1st Floor
Lansing, MI 48933

517.334.3425 Phone
517.334.3429 Fax

mo2753@att.com

November 3, 2011

Ms. Mary Jo Kunkle
Executive Secretary
Michigan Public Service Commission
6545 Mercantile Way, P.O. Box 30221
Lansing, MI 48911

Re: MPSC Case No. U-16913, Interconnection Agreement Between AT&T Michigan and Buckeye Telesystem, Inc.

Dear Ms. Kunkle:

Attached for filing is the joint application requesting approval of the Interconnection Agreement by and between AT&T Michigan and Buckeye Telesystem, Inc. In accordance with the Commission's request, AT&T Michigan makes this filing electronically by posting the attached Agreement and related pleadings onto the Commission's web site at:

<http://efile.mpsc.cis.state.mi.us/efile/>

Additional copies of the Agreement and all Commission approved amendments are available on the above web site as well as AT&T Michigan's website. Amendments are posted at the end of the Agreement, so only one document will appear under the associated link. Documents may be viewed at:

https://clec.att.com/clec_cms/clec/clec.html

Very truly yours,

A handwritten signature in black ink, appearing to read "Mark R. Ortlieb", with a stylized flourish at the end.

Attachment
cc: Kerri Wiley

STATE OF MICHIGAN
BEFORE THE MICHIGAN PUBLIC SERVICE COMMISSION

In Re the request for Commission approval of)	
An interconnection agreement between)	
Buckeye Telesystem, Inc.)	Case No. U-16913
and Michigan Bell Telephone Company d/b/a)	
AT&T Michigan)	
_____)	

JOINT APPLICATION

AT&T Michigan¹ and Buckeye Telesystem, Inc. hereby jointly apply to the Michigan Public Service Commission (Commission) pursuant to §203(1) of the Michigan Telecommunications Act (MTA), as amended, MCL 484.2203(1), and Sections 252(e)(1) and 252(i) of the Telecommunications Act of 1996 (the Act), 47 U.S.C. §§252(e)(1) and 252(i), for approval of interconnection agreement executed as of November 1, 2011 by and between AT&T Michigan and Buckeye Telesystem, Inc. (Agreement). A copy of the Agreement is attached hereto as Exhibit A. In support of this application, AT&T Michigan and Buckeye Telesystem, Inc. state as follows:

1. AT&T Michigan is a Michigan corporation engaged in providing communications services to the public in its various exchanges and zones throughout the State of Michigan.
2. Buckeye Telesystem, Inc. is a corporation with offices located in Toledo, Ohio.
3. Pursuant to Section 252(i) of the Act, Buckeye Telesystem, Inc. requested to adopt the interconnection agreement dated May 13, 2009 by and between AT&T Michigan and Midwestern Telecommunications, Inc. (Adopted Agreement) that was approved by the Commission in an order issued on September 15, 2009 in Case No. U-15976 (“the MFN Agreement”).
4. In entering into this MFN Agreement, the Parties acknowledge and agree that neither Party waives, and each Party expressly reserves, any of its rights, remedies or arguments

¹ Michigan Bell Telephone Company (previously referred to as “Michigan Bell” or “SBC Michigan”) operates under the name “AT&T Michigan” pursuant to an assumed name filing with the State of Michigan.


it may have at law or under the intervening law or regulatory change provisions in this MFN Agreement (including intervening law rights asserted by either Party via written notice as to the Separate Agreement), with respect to any orders, decisions, legislation or proceedings and any remands by the FCC, state utility commission, court, legislature or other governmental body including, without limitation, any such orders, decisions, legislation, proceedings, and remands which were issued, released or became effective prior to the Effective Date of this MFN Agreement, or which the Parties have not yet fully incorporated into this Agreement or which may be the subject of further government review.

5. Pursuant to MTA §203(1) and §§252(e)(1) and 252(i) of the Act, AT&T Michigan and Buckeye Telesystem, Inc. jointly request expedited approval of the joint application without any public hearing or formal solicitation of comments.² The joint application and the Agreement provide the Commission with sufficient information to approve the Agreement and amendments under the standards of §§252(e)(1) and (2) of the Act.

² No hearing is required under MTA §203 or §252 of the Act. Under §252(e)(4) of the Act, the Agreement is deemed approved if the state commission does not act to approve or reject the Agreement within 90 days after submission.

WHEREFORE, AT&T Michigan and Buckeye Telesystem, Inc. jointly request Commission approval of the Agreement pursuant to MTA §203(1) and §§252(e)(1) and 252(i) of the Act as soon as possible.


Buckeye Telesystem, Inc.


Name John Martin
Address 4818 Angola Rd
Toledo, OH 43615
Phone 419-724-3860

Dated: Oct. 20, 2011

Respectfully submitted,

Counsel for AT&T Michigan


Mark R. Ortlieb (P34962)
221 N. Washington Square
Lansing, Michigan 48933
(517) 334-3425

NOVEMBER 3, 2011

Exhibit A
Case No. U-16913

INTERCONNECTION AGREEMENT UNDER SECTIONS 251 AND 252
OF THE TELECOMMUNICATIONS ACT OF 1996

Executed as of November 1, 2011

by and between

AT&T MICHIGAN

and

BUCKEYE TELESYSTEM, INC.

**INTERCONNECTION AGREEMENT
UNDER SECTIONS 251 AND 252
OF THE
TELECOMMUNICATIONS ACT OF 1996**

This Interconnection Agreement (the "MFN Agreement"), is being entered into by and between Michigan Bell Telephone Company¹ d/b/a AT&T Michigan ("AT&T Michigan"), and Buckeye Telesystem, Inc. ("CLEC"), (each a "Party" and, collectively, the "Parties"), pursuant to Sections 251 and 252 of the Telecommunications Act of 1996 ("the Act").

RECITALS

WHEREAS, pursuant to Section 252(i) of the Act, CLEC has requested to adopt the Interconnection Agreement by and between AT&T Michigan and Midwestern Telecommunications, Inc. for the State of Michigan, which was approved by the Michigan Public Service Commission ("the Commission") under Section 252(e) of the Act on September 15, 2009 in docket number U-15976, including any Commission approved amendments to such Agreement (the "Separate Agreement"), which is incorporated herein by reference; and

NOW, THEREFORE, in consideration of the mutual provisions contained herein and other good and valuable consideration, the receipt and sufficiency of which are hereby acknowledged, CLEC and AT&T Michigan hereby agree as follows:

1.0 Incorporation of Recitals and Separate Agreement by Reference

- 1.1 The foregoing Recitals are hereby incorporated into and made a part of this MFN Agreement.
- 1.2 Except as expressly stated herein, the Separate Agreement (including any and all applicable Appendices, Schedules, Exhibits, Attachments and Commission approved Amendments thereto) is incorporated herein by this reference and forms an integral part of the MFN Agreement.

2.0 Modifications to Separate Agreement

- 2.1 References in the Separate Agreement to "CLEC" or to "Other" shall for purposes of the MFN Agreement be deemed to refer to CLEC.
- 2.2 References in the Separate Agreement to the "Effective Date," the date of effectiveness thereof and like provisions shall for purposes of this MFN Agreement be deemed to refer to the date which is ten (10) days following Commission approval of the MFN Agreement or, absent Commission approval, the date the MFN Agreement is deemed approved under Section 252(e)(4) of the Act. In addition, this MFN Agreement shall expire on May 15, 2012.
- 2.3 The Notices Section in the Separate Agreement is hereby revised to reflect that Notices should be sent to CLEC under this MFN Agreement at the following address:

NOTICE CONTACT	CLEC CONTACT
NAME/TITLE	Kerri Wiley, Carrier Relations Manager
STREET ADDRESS	4818 Angola Rd
CITY, STATE, ZIP CODE	Toledo, OH 43615
FACSIMILE NUMBER	419-730-7328

- 2.4 The Notices Section in the Separate Agreement is hereby revised to reflect that Notices should be sent to AT&T Michigan under this MFN Agreement at the following address:


¹ Michigan Bell Telephone Company (previously referred to as "Michigan Bell" or "SBC Michigan") now operates under the name "AT&T Michigan" pursuant to an assumed name filing with the State of Michigan.

NOTICE CONTACT	<u>AT&T-13STATE</u> CONTACT
NAME/TITLE	Contract Management ATTN: Notices Manager
STREET ADDRESS	311 S. Akard, 9 th Floor Four AT&T Plaza
CITY, STATE, ZIP CODE	Dallas, TX 75202-5398
FACSIMILE NUMBER	214-464-2006

3.0 Clarifications

- 3.1 In entering into this MFN Agreement, the Parties acknowledge and agree that neither Party waives, and each Party expressly reserves, any of its rights, remedies or arguments it may have at law or under the intervening law or regulatory change provisions in this MFN Agreement (including intervening law rights asserted by either Party via written notice as to the Separate Agreement), with respect to any orders, decisions, legislation or proceedings and any remands by the FCC, state utility commission, court, legislature or other governmental body including, without limitation, any such orders, decisions, legislation, proceedings, and remands which were issued, released or became effective prior to the Effective Date of this MFN Agreement, or which the Parties have not yet fully incorporated into this Agreement or which may be the subject of further government review.
- 3.2 It is AT&T Michigan's position that this MFN Agreement (including all attachments thereto) and every interconnection, service and network element provided hereunder, is subject to all rates, terms and conditions contained in the MFN Agreement (including all attachments/appendices thereto), and that all of such provisions are integrally related and non-severable.

Buckeye Telesystem, Inc.

By: 

Printed: John Martin

Title: President
(Print or Type)

Date: Oct. 20, 2011

Michigan Bell Telephone Company d/b/a AT&T
Michigan by AT&T Services, Inc., its authorized agent

By: 

Printed: Patrick Doherty

Title: Director - Regulatory

Date: 11-1-11

Resale OCN # 7608

CLEC OCN # 085D

ACNA - TOV

**at&t****WHOLESALE AGREEMENT*****Customer Name: Midwestern Telecommunications, Inc.***

Midwestern Telecommunications, Inc. ICA CA IL IN OH MI TN WI	3
Table of Contents	4
General Terms and Conditions	7
Signature Page	58
Attachment 02 - ISP - Network Interconnection	59
Attachment 03 - Structure Access	102
Attachment 04 - Local Number Portability and Numbering	135
Attachment 05 - 911 - E911	143
Attachment 06 - Customer Information Services	151
Attachment 07 - Operations Support Systems	164
Attachment 08 - Bona Fide Request	178
Attachment 09 - Performance Measurements	182
Attachment 10SW - ABT-Billing-Collecting-Remitting and Clearinghouse	186
Attachment 10W - ABT-Data Exchange	192
Attachment 10MWSE - ABT-Non-Intercompany Settlements	200
Attachment 11 - Daily Usage File	204
Attachment 12 - Collocation	207
Attachment 13 - 251c3 UNES	242
Attachment 14 - xDSL Loops	267
Attachment 15 - Coordinated Hot Cut	272
Attachment 16 - Resale	276
Pricing Schedule	282
CA Pricing Schedule - UNE Rec ISP	287
CA Pricing Schedule - UNE Non-Rec	294
CA Pricing Schedule - Collocation	298
IL Pricing Schedule - UNE ISP	304
IL Pricing Schedule - Collocation	310
IN Pricing Schedule - UNE ISP	316
IN Pricing Schedule - Collocation	323
MI Pricing Schedule - UNE ISP	329

Note: This page is not part of the actual signed contract/amendment, but is present for record keeping purposes only.



at&t

WHOLESALE AGREEMENT

MI Pricing Schedule - Collocation	335
OH Pricing Schedule - UNE ISP	341
OH Pricing Schedule - Collocation	348
WI Pricing Schedule - UNE ISP	354
WI Pricing Schedule - Collocation	362
SE Region Pricing Schedules - ISP	368

CLEC Agreement with:
Midwestern Telecommunications, Inc.



TABLE OF CONTENTS

General Terms and Conditions

1. Introduction
2. Definitions
3. Interpretation, Construction and Severability
4. Notice of Changes – Section 251(C)(5)
5. Responsibilities of the Parties
6. Insurance
7. Assignment
8. Effective Date, Term and Termination
9. End User Fraud
10. Assurance of Payment
11. Billing and Payment of Charges
12. Nonpayment and Procedures for Disconnection
13. Dispute Resolution
14. Audits
15. Disclaimer of Representations and Warranties
16. Limitation of Liability
17. Indemnity
18. Performance Measures
19. Intellectual Property/License
20. Notices
21. Publicity and Use of Trademarks or Service Marks
22. Confidentiality
23. Intervening Law
24. Governing Law
25. Regulatory Approval
26. Changes in End User Local Exchange Service Provider Selection
27. Compliance and Certification
28. Law Enforcement
29. Relationship of the Parties/Independent Contractor
30. No Third Party Beneficiaries; Disclaimer of Agency
31. Subcontracting
32. Responsibility for Environmental Contamination



- 33. Force Majeure
- 34. Taxes
- 35. Non Waiver
- 36. Network Maintenance and Management
- 37. End User Inquiries
- 38. Expenses
- 39. Conflict of Interest
- 40. Survival
- 41. Scope of Agreement
- 42. Amendments and Modifications
- 43. Authority
- 44. Counterparts
- 45. Entire Agreement



Attachment 02 – ISP - Network Interconnection
Attachment 03 – Structure Access
Attachment 04 – Local Number Portability and Numbering
Attachment 05 – 911-E911
Attachment 06 – Customer Information Services
Attachment 07 – Operations Support Systems
Attachment 08 – Bona Fide Request
Attachment 09 – Performance Measurements
Attachment 10SW – ABT – Billing-Collecting-Remitting and Clearinghouse
Attachment 10W – ABT – Data Exchange 9 (DEX)
Attachment 10MWSE – ABT – Non-Intercompany Settlements (NICS)
Attachment 11 – Daily Usage File
Attachment 12 – Collocation
Attachment 13 – 251 (C)(3) UNES
Attachment 14 – xDSL Loops
Attachment 15 – Coordinated Hot Cut
Attachment 16 – Resale
Pricing Schedule



GENERAL TERMS AND CONDITIONS

Table of Contents

1.0	INTRODUCTION.....	5
2.0	DEFINITIONS.....	5
3.0	INTERPRETATION, CONSTRUCTION AND SEVERABILITY	15
4.0	NOTICE OF CHANGES - SECTION 251(C)(5)	18
5.0	RESPONSIBILITIES OF THE PARTIES.....	19
6.0	INSURANCE.....	19
7.0	ASSIGNMENT OR CORPORATE NAME CHANGE	21
8.0	EFFECTIVE DATE, TERM AND TERMINATION	22
9.0	END USER FRAUD.....	24
10.0	ASSURANCE OF PAYMENT	24
11.0	BILLING AND PAYMENT OF CHARGES.....	27
12.0	NONPAYMENT AND PROCEDURES FOR DISCONNECTION.....	29
13.0	DISPUTE RESOLUTION.....	32
14.0	AUDITS.....	34
15.0	DISCLAIMER OF REPRESENTATIONS AND WARRANTIES.....	36
16.0	LIMITATION OF LIABILITY.....	36
17.0	INDEMNITY	37
18.0	PERFORMANCE MEASURES.....	40
19.0	INTELLECTUAL PROPERTY/ LICENSE.....	40
20.0	NOTICES.....	40
21.0	PUBLICITY AND USE OF TRADEMARKS OR SERVICE MARKS.....	41
22.0	CONFIDENTIALITY	41
23.0	INTERVENING LAW	42
24.0	GOVERNING LAW	42
25.0	REGULATORY APPROVAL.....	43
26.0	CHANGES IN END USER LOCAL EXCHANGE SERVICE PROVIDER SELECTION.....	43
27.0	COMPLIANCE AND CERTIFICATION	43
28.0	LAW ENFORCEMENT	44
29.0	RELATIONSHIP OF THE PARTIES/INDEPENDENT CONTRACTOR.....	44
30.0	NO THIRD PARTY BENEFICIARIES; DISCLAIMER OF AGENCY.....	45
31.0	SUBCONTRACTING.....	45
32.0	RESPONSIBILITY FOR ENVIRONMENTAL CONTAMINATION.....	45
33.0	FORCE MAJEURE	46
34.0	TAXES	46
35.0	NON WAIVER	48



36.0	NETWORK MAINTENANCE AND MANAGEMENT	48
37.0	END USER INQUIRIES.....	49
38.0	EXPENSES.....	49
39.0	CONFLICT OF INTEREST	50
40.0	SURVIVAL.....	50
41.0	SCOPE OF AGREEMENT.....	50
42.0	AMENDMENTS AND MODIFICATIONS.....	50
43.0	AUTHORITY	50
44.0	COUNTERPARTS	51
45.0	ENTIRE AGREEMENT	51

**INTERCONNECTION AND/OR RESALE AGREEMENT
UNDER SECTIONS 251 AND 252 OF THE TELECOMMUNICATIONS ACT OF 1996**

This Interconnection and/or Resale Agreement under Sections 251 and 252 of the Telecommunications Act of 1996 (the Agreement), by and between one or more of the AT&T Inc. owned ILECs: BellSouth Telecommunications, Inc. d/b/a AT&T Alabama, AT&T Florida, AT&T Georgia, AT&T Kentucky, AT&T Louisiana, AT&T Mississippi, AT&T North Carolina, AT&T South Carolina, and AT&T Tennessee; Illinois Bell Telephone Company d/b/a AT&T Illinois, Indiana Bell Telephone Company Incorporated d/b/a AT&T Indiana, Michigan Bell Telephone Company d/b/a AT&T Michigan, Nevada Bell Telephone Company d/b/a AT&T Nevada, The Ohio Bell Telephone Company d/b/a AT&T Ohio, Pacific Bell Telephone Company d/b/a AT&T California, The Southern New England Telephone Company d/b/a AT&T Connecticut, Southwestern Bell Telephone Company d/b/a AT&T Arkansas, AT&T Kansas, AT&T Missouri, AT&T Oklahoma, AT&T Texas and Wisconsin Bell, Inc. d/b/a AT&T Wisconsin, (only to the extent that the agent for each such AT&T-owned ILEC executes this Agreement for such AT&T Inc. owned ILEC and only to the extent that such AT&T Inc. owned ILEC provides Telephone Exchange Services as an ILEC in each of the State(s) listed below) and Midwestern Telecommunications, Inc. ("CLEC" also referenced as "Midwestern Telecommunications"), an Illinois corporation, shall apply to the State(s) of California, Illinois, Indiana, Michigan, Ohio, Tennessee and Wisconsin.

WHEREAS, CLEC represents that it is, or intends to become, a provider of Telephone Exchange Service to residential and business End Users offered exclusively over its own Telephone Exchange Service facilities or predominantly over its own Telephone Exchange Service facilities in combination with the use of 251(c)(3) Unbundled Network Elements purchased from other entity(ies) and the Resale of Telecommunications Services of other carriers.

WHEREAS, the Parties want to Interconnect their networks at mutually agreed upon Points of Interconnection to provide Telephone Exchange Services and Exchange Access to residential and business End Users over their respective Telephone Exchange Service facilities in the state or states which are subject to this Agreement; and

WHEREAS, the Parties are entering into this Agreement to set forth the respective obligations of the Parties and the terms and conditions under which the Parties will Interconnect their networks and facilities and provide to each other services as required by the Telecommunications Act of 1996 as specifically set forth herein; and

WHEREAS, for purposes of this Agreement, CLEC intends to operate where one or more of the AT&T Inc. entities, hereinafter referred to as, BellSouth Telecommunications, Inc. d/b/a AT&T Alabama, AT&T Florida, AT&T Georgia, AT&T Kentucky, AT&T Louisiana, AT&T Mississippi, AT&T North Carolina, AT&T South Carolina, and AT&T Tennessee; Illinois Bell Telephone Company d/b/a AT&T Illinois, Indiana Bell Telephone Company Incorporated d/b/a AT&T Indiana, Michigan Bell Telephone Company d/b/a AT&T Michigan, Nevada Bell Telephone Company d/b/a AT&T Nevada, The Ohio Bell Telephone Company d/b/a AT&T Ohio, Pacific Bell Telephone Company d/b/a AT&T California, The Southern New England Telephone Company d/b/a AT&T Connecticut, Southwestern Bell Telephone Company d/b/a AT&T Arkansas, AT&T Kansas, AT&T Missouri, AT&T Oklahoma, AT&T Texas and Wisconsin Bell, Inc. d/b/a AT&T Wisconsin, the Incumbent Local Exchange Carrier(s) and CLEC, a Competitive Local Exchange Carrier, has or, prior to the provisioning of any Interconnection, access to 251(c)(3) Unbundled Network Elements, Telecommunications Services or any other functions, facilities, products or services hereunder, will have been granted authority to provide certain local Telephone Exchange Services in the foregoing ILEC Service areas by the appropriate State Commission(s);

NOW, THEREFORE, the Parties hereby agree as follows:

1.0 Introduction

- 1.1 This Agreement is composed of the foregoing recitals, the General Terms and Conditions (GT&C), set forth below, and certain Attachments, Schedules, Exhibits and Addenda immediately following this GT&C, all of which are hereby incorporated in this Agreement by this reference and constitute a part of this Agreement.

2.0 Definitions

- 2.1 "Act" means the Communications Act of 1934 [47 U.S.C. 153], as amended by the Telecommunications Act of 1996, Public Law 104-104, 110 Stat. 56 (1996) codified throughout 47 U.S.C.
- 2.2 "Access Compensation" means the compensation paid by one Party to the other Party for the origination/termination of intraLATA and interLATA toll calls to/from its End Users. Access Compensation is in accordance with the LEC's tariffed access rates and as addressed in Attachment 02 - Network Interconnection.
- 2.3 "Access Service Request (ASR)" means the industry standard form used by the Parties to add, establish, change or disconnect trunks for the purposes of Interconnection.
- 2.4 "Accessible Letter(s)" means the correspondence used to communicate pertinent information regarding **AT&T-22STATE** to the CLEC community.
- 2.5 "Affiliate" is As Defined in the Act.
- 2.6 "Alternate Billing Service (ABS)" or "Alternately Billed Traffic (ABT)", as described in Attachment 10 - ABT, means the service that allows End Users to bill calls to accounts that may not be associated with the originating line. There are three types of ABS/ABT calls: calling card, collect and third number billed calls.
- 2.7 "Applicable Law" means all laws, statutes, common law, regulations, ordinances, codes, rules, guidelines, orders, permits, tariffs and approvals, including those relating to the environment or health and safety, of any Governmental Authority that apply to the Parties or the subject matter of this Agreement.
- 2.8 "As Defined in the Act" means as specifically defined by the Act.
- 2.9 "As Described in the Act" means as described in or required by the Act.
- 2.10 "AT&T Inc (**AT&T**)" means the holding company which directly or indirectly owns the following ILECs: BellSouth Telecommunications, Inc. d/b/a AT&T Alabama, AT&T Florida, AT&T Georgia, AT&T Kentucky, AT&T Louisiana, AT&T Mississippi, AT&T North Carolina, AT&T South Carolina and AT&T Tennessee; Illinois Bell Telephone Company d/b/a AT&T Illinois, Indiana Bell Telephone Company Incorporated d/b/a AT&T Indiana, Michigan Bell Telephone Company d/b/a AT&T Michigan, Nevada Bell Telephone Company d/b/a AT&T Nevada, The Ohio Bell Telephone Company d/b/a AT&T Ohio, Pacific Bell Telephone Company d/b/a AT&T California, The Southern New England Telephone Company d/b/a AT&T Connecticut; Southwestern Bell Telephone Company d/b/a AT&T Arkansas, AT&T Kansas, AT&T Missouri, AT&T Oklahoma and/or AT&T Texas, and/or Wisconsin Bell, Inc. d/b/a AT&T Wisconsin. As used in this Agreement, AT&T refers to the AT&T Inc. ILECs only.
- 2.11 "**AT&T-22STATE**" means the AT&T-owned ILEC(s) doing business in Alabama, Arkansas, California, Connecticut, Florida, Georgia, Illinois, Indiana, Kansas, Kentucky, Louisiana, Michigan, Mississippi, Missouri, Nevada, North Carolina, Ohio, Oklahoma, South Carolina, Tennessee, Texas and Wisconsin.
- 2.12 "**AT&T-21STATE**" means the AT&T-owned ILEC(s) doing business in Alabama, Arkansas, California, Florida, Georgia, Illinois, Indiana, Kansas, Kentucky, Louisiana, Michigan, Mississippi, Missouri, Nevada, North Carolina, Ohio, Oklahoma, South Carolina, Tennessee, Texas and Wisconsin.
- 2.13 "**AT&T-13STATE**" means the AT&T-owned ILEC(s) doing business in Arkansas, California, Connecticut, Illinois, Indiana, Kansas, Michigan, Missouri, Nevada, Ohio, Oklahoma, Texas and Wisconsin.
- 2.14 "**AT&T-12STATE**" means the AT&T-owned ILEC(s) doing business in Arkansas, California, Illinois, Indiana, Kansas, Michigan, Missouri, Nevada, Ohio, Oklahoma, Texas and Wisconsin.

- 2.15 **"AT&T-10STATE"** means the AT&T-owned ILEC(s) doing business in Arkansas, Illinois, Indiana, Kansas, Michigan, Missouri, Ohio, Oklahoma, Texas and Wisconsin.
- 2.16 **"AT&T-8STATE"** means the AT&T-owned ILEC(s) doing business in Arkansas, California, Connecticut, Kansas, Missouri, Nevada, Oklahoma and Texas.
- 2.17 **"AT&T-7STATE"** means the AT&T-owned ILEC(s) doing business in Arkansas, California, Kansas, Missouri, Nevada, Oklahoma and Texas.
- 2.18 **"AT&T-4STATE"** means the AT&T-owned ILEC(s) doing business in Arkansas, Kansas, Missouri and Oklahoma.
- 2.19 **"AT&T ALABAMA"** means the AT&T-owned ILEC doing business in Alabama.
- 2.20 **"AT&T ARKANSAS"** means the AT&T-owned ILEC doing business in Arkansas.
- 2.21 **"AT&T CALIFORNIA"** means the AT&T-owned ILEC doing business in California.
- 2.22 **"AT&T CONNECTICUT"** means the AT&T-owned ILEC doing business in Connecticut.
- 2.23 **"AT&T FLORIDA"** means the AT&T-owned ILEC doing business in Florida.
- 2.24 **"AT&T GEORGIA"** means the AT&T-owned ILEC doing business in Georgia.
- 2.25 **"AT&T ILLINOIS"** means the AT&T-owned ILEC doing business in Illinois.
- 2.26 **"AT&T INDIANA"** means the AT&T-owned ILEC doing business in Indiana.
- 2.27 **"AT&T KANSAS"** means the AT&T-owned ILEC doing business in Kansas.
- 2.28 **"AT&T KENTUCKY"** means the AT&T-owned ILEC doing business in Kentucky.
- 2.29 **"AT&T LOUISIANA"** means the AT&T-owned ILEC doing business in Louisiana.
- 2.30 **"AT&T MICHIGAN"** means the AT&T-owned ILEC doing business in Michigan.
- 2.31 **"AT&T MIDWEST REGION 5-STATE"** means the AT&T-owned ILEC(s) doing business in Illinois, Indiana, Michigan, Ohio and Wisconsin.
- 2.32 **"AT&T MISSISSIPPI"** means the AT&T-owned ILEC doing business in Mississippi.
- 2.33 **"AT&T MISSOURI"** means the AT&T-owned ILEC doing business in Missouri.
- 2.34 **"AT&T NEVADA"** means the AT&T-owned ILEC doing business in Nevada.
- 2.35 **"AT&T NORTH CAROLINA"** means the AT&T-owned ILEC doing business in North Carolina.
- 2.36 **"AT&T OHIO"** means the AT&T-owned ILEC doing business in Ohio.
- 2.37 **"AT&T OKLAHOMA"** means the AT&T-owned ILEC doing business in Oklahoma.
- 2.38 **"AT&T SOUTH CAROLINA"** means the AT&T-owned ILEC doing business in South Carolina.
- 2.39 **"AT&T SOUTHEAST REGION 9-STATE"** means the AT&T-owned ILECS doing business in Alabama, Florida, Georgia, Kentucky, Louisiana, Mississippi, North Carolina, South Carolina and Tennessee.
- 2.40 **"AT&T SOUTHWEST REGION 5-STATE"** means the AT&T-owned ILEC(s) doing business in Arkansas, Kansas, Missouri, Oklahoma and Texas.
- 2.41 **"AT&T TENNESSEE"** means the AT&T-owned ILEC doing business in Tennessee.
- 2.42 **"AT&T TEXAS"** means the AT&T-owned ILEC doing business in Texas.
- 2.43 **"AT&T WEST REGION 2-STATE"** means the AT&T-owned ILEC(s) doing business in California and Nevada.
- 2.44 **"AT&T WISCONSIN"** means the AT&T-owned ILEC doing business in Wisconsin.

- 2.45 "Audited Party" means the Party being audited by the Auditing Party.
- 2.46 "Auditing Party" means the Party conducting an audit of the Audited Party's books, records, data and other documents.
- 2.47 "Automated Message Accounting (AMA)" means the structure that is inherent in switch technology that initially records Telecommunication message information. AMA format is contained in the Automated Message Accounting document published by Telcordia (formerly known as Bellcore) as GR-1100-CORE, which defines and amends the industry standard for message recording.
- 2.48 "Bill Due Date" means thirty (30) calendar days from the bill date.
- 2.49 "Billed Party" means the recipient Party of a bill rendered from the Billing Party.
- 2.50 "Billing Party" means the Party rendering a bill.
- 2.51 "Bona Fide Request (BFR)" means the process described in Attachment 08 – Bona Fide Request (BFR).
- 2.52 "Business Day" means Monday through Friday, excluding holidays on which the applicable **AT&T-22STATE** ILEC does not provision new retail services and products.
- 2.53 "Busy Line Verification (BLV)" means a service whereby an End User requests an operator to confirm the busy status of a line.
- 2.54 "CABS" means the Carrier Access Billing System.
- 2.55 "Calling Name Delivery Service (CNDS)" means a service that enables a terminating End User to identify the calling Party by a displayed name before a call is answered. The calling Party's name is retrieved from a calling name database and delivered to the End User's premise between the first and second ring for display on compatible End User premises equipment.
- 2.56 "Cash Deposit" means a cash security deposit in U.S. dollars held by **AT&T-22STATE**.
- 2.57 "Central Automatic Message Accounting (CAMA) Trunk" means a trunk that uses Multi-Frequency (MF) signaling to transmit calls from CLEC's switch to an **AT&T-22STATE** E911 Selective Router.
- 2.58 "Centralized Message Distribution System (CMDS)" means the industry-wide data collection system, which handles the daily exchange of message details between CMDS participating telephone companies (also known as CMDS Direct Participants). **AT&T-22STATE** is a CMDS Direct Participant.
- 2.59 "Central Office Switch (CO)" means the switching entity within the public switched Telecommunications network, including but not limited to:
- 2.59.1 "End Office Switch" or "End Office" means the switching machine that directly terminates traffic to and receives traffic from purchasers of local Exchange Services. An End Office Switch does not include a PBX.
- 2.59.2 "Tandem Office Switch" or "Tandem(s)" are used to connect and switch trunk circuits between and among other Central Office Switches. A Tandem Switch does not include a PBX.
- 2.60 "Charge Number" means the CCS signaling parameter that refers to the number transmitted through the network identifying the billing number of the calling Party.
- 2.61 "Claim" means any pending or threatened claim, action, proceeding or suit.
- 2.62 "Commercial Mobile Radio Service(s) (CMRS)" is As Defined in the Act and FCC rules.
- 2.63 "Commission" means the applicable State agency with regulatory authority over Telecommunications. The following is a list of the appropriate State agencies:
- 2.63.1 the Alabama Public Service Commission (APSC);

- 2.63.2 the Arkansas Public Service Commission (AR-PSC);
- 2.63.3 the Public Utilities Commission of the State of California (CA-PUC);
- 2.63.4 the Connecticut Department of Public Utility Control (DPUC);
- 2.63.5 the Florida Public Service Commission (FPSC);
- 2.63.6 the Georgia Public Service Commission (GPSC);
- 2.63.7 the Illinois Commerce Commission (IL-CC);
- 2.63.8 the Indiana Utility Regulatory Commission (IN-URC);
- 2.63.9 the Kansas Corporation Commission (KS-CC);
- 2.63.10 the Kentucky Public Service Commission (KPSC);
- 2.63.11 the Louisiana Public Service Commission (LPSC);
- 2.63.12 the Michigan Public Service Commission (MI-PSC);
- 2.63.13 the Mississippi Public Service Commission (MPSC);
- 2.63.14 the Missouri Public Service Commission (MO-PSC);
- 2.63.15 the Public Utilities Commission of Nevada (NV-PUC);
- 2.63.16 the North Carolina Utilities Commission (NCUC);
- 2.63.17 the Public Utilities Commission of Ohio (PUC-OH);
- 2.63.18 the Oklahoma Corporation Commission (OK-CC);
- 2.63.19 the Public Service Commission of South Carolina (PSCSC);
- 2.63.20 the Tennessee Regulatory Authority (TRA);
- 2.63.21 the Public Utility Commission of Texas (PUC-TX); and
- 2.63.22 the Public Service Commission of Wisconsin (PSC-WI).
- 2.64 "Common Channel Signaling (CCS)" means an out-of-band, packet-switched, signaling network used to transport supervision signals, control signals, and data messages. It is a special network, fully separate from the transmission path of the public switched network. Unless otherwise agreed by the Parties, the CCS protocol used by the Parties shall be SS7.
- 2.65 "Common Language Location Identifier (CLLI)" means the codes that provide a unique 11-character representation of a network interconnection point. The first 8 characters identify the city, state and building location, while the last three (3) characters identify the network component.
- 2.66 "Competitive Local Exchange Carrier (CLEC)" means a telephone company certificated by the Commission to provide local Exchange Service within **AT&T-22STATE**'s franchised area.
- 2.67 "Customer Usage Data" means the Telecommunications Services usage data of CLEC End User measured in minutes, sub-minute increments, message units, or otherwise, that is recorded by **AT&T-22STATE** and forwarded to CLEC.
- 2.68 "Customer Name and Address Information (CNA)" means the name, service address and telephone numbers of a Party's End Users for a particular Exchange Area. CNA includes non-published listings, coin telephone information and published listings.
- 2.69 "Daily Usage File" or "DUF" or "Usage Extract" means a service which provides End User usage call records as described in Attachment 11 - Daily Usage File.

- 2.70 "Delaying Event" means any failure of a Party to perform any of its obligations set forth in this Agreement, caused in whole or in part by:
- 2.70.1 the failure of the other Party to perform any of its obligations set forth in this Agreement, including but not limited to a Party's failure to provide the other Party with accurate and complete Service Orders;
 - 2.70.2 any delay, act or failure to act by the other Party or its End User, agent or subcontractor; or
 - 2.70.3 any Force Majeure Event.
- 2.71 "Dialing Parity" means As Defined in the Act. As used in this Agreement, Dialing Parity refers to both Local Dialing Parity and Toll Dialing Parity.
- 2.72 "Digital Signal Level" means one of several transmission rates in the time division multiplex hierarchy.
- 2.73 "Digital Signal Level 0 (DS-0)" means the lowest-level signal in the time division multiplex digital hierarchy, and represents a voice-grade channel operating at either the 56 Kbps or 64 Kbps transmission bit rates. There are 24 DS-0 channels in a DS-1.
- 2.74 "Digital Signal Level 1 (DS-1)" means the 1.544 Mbps first level signal in the time division multiplex hierarchy.
- 2.75 "Digital Signal Level 3 (DS-3)" means the 44.736 Mbps third level signal in the time division multiplex hierarchy.
- 2.76 "Digital Subscriber Line (DSL)" means as defined in Attachment 14 - xDSL Loops.
- 2.77 "Discontinuance Notice" means the written Notice sent by the Billing Party to the other Party that notifies the Non-Paying Party that in order to avoid disruption or disconnection of the Interconnection Services, furnished under this Agreement, the Non-Paying Party must remit all Unpaid Charges to the Billing Party within fifteen (15) calendar days following receipt of the Billing Party's Notice of Unpaid Charges.
- 2.78 "Disputed Amounts" as used in Section 11.8 below, means the amount that the Disputing Party contends is incorrectly billed.
- 2.79 "Disputing Party" as used in Section 11.8 below, means the Party to this Agreement that is disputing an amount in a bill rendered by the Billing Party.
- 2.80 "Electronic File Transfer" means any system or process that utilizes an electronic format and protocol to send or receive data files.
- 2.81 "End User(s)" means a Third Party residence or business that subscribes to Telecommunications Services provided by any of the Parties at retail. As used herein, the term "End User(s)" does not include any of the Parties to this Agreement with respect to any item or service obtained under this Agreement.
- 2.82 "Enhanced Service Provider (ESP)" means the provider of enhanced services, as those services are defined in 47 CFR Section 64.702.
- 2.83 "Exchange Access" means As Defined in the Act.
- 2.84 "Exchange Area" means an area, defined by the Commission, for which a distinct local rate schedule is in effect.
- 2.85 "Exchange Message Interface (EMI)" (formerly Exchange Message Record "EMR") means the standard used for exchange of Telecommunications message information among Telecommunications Carriers for billable, non-billable, CABS, sample, settlement and study data. EMI format is contained in Telcordia Practice BR-010-200-010, CRIS Exchange Message Record and the Alliance for Telecommunications Industry Solutions (ATIS) document, ATIS-0406000-xxxx. (xxxx refers to the year of publication)
- 2.86 "Exchange Service" means Telephone Exchange Service as Defined in the Act.
- 2.87 "FCC" means the Federal Communications Commission.

- 2.88 "Feature Group A (FGA)" means calls either originated by, or delivered to, an End User who has purchased switched access FGA service from the interstate or intrastate tariffs of either Party. FGA also includes, but is not limited to, FGA-like services provided by either Party, where calls are originated from and/or delivered to numbers which are assigned to a Rate Center within one LATA but where the Party receiving the call is physically located in a LATA different than the LATA of the Party originating the call.
- 2.89 "Feature Group D (FGD)" means the access available to all customers, providing trunk side access to a Party's End Office Switches with an associated uniform 101XXXX access code for customer's use in originating and terminating communications.
- 2.90 "Fiber Meet" means an Interconnection architecture method whereby the Parties physically Interconnect their networks via an optical fiber interface (as opposed to an electrical interface), using a single point-to-point linear chain SONET system.
- 2.91 "Foreign Exchange (FX)" or "FX-like" Service means a retail service offering which allows FX End Users to obtain Exchange Service from a mandatory local calling area other than the mandatory local calling area where the FX End User is physically located, but within the same LATA as the number that is assigned. FX Service enables particular End Users to avoid what might otherwise be toll calls between the FX End User's physical location and other End Users in the foreign exchange.
- 2.92 "FX Telephone Numbers" means those telephone numbers with rating and routing point that are different from those of the geographic area in which the End User is physically located. FX Telephone Numbers that deliver second dial tone and the ability for the calling Party to enter access codes and an additional recipient telephone number remain classified as Feature Group A (FGA) calls, and are subject to the originating and terminating carrier's tariffed Switched Exchange Access rates (also known as "Meet Point Billed" compensation).
- 2.93 "Fraud Monitoring System" means an off-line administration system that monitors suspected occurrences of ABT-related fraud.
- 2.94 "Governmental Authority" means any federal, state, local, foreign, or international court, government, department, commission, board, bureau, agency, official, or other regulatory, administrative, legislative, or judicial authority with jurisdiction over the subject matter at issue.
- 2.95 "Incumbent Local Exchange Carrier (ILEC)" is As Defined in the Act.
- 2.96 "Intellectual Property" means copyrights, patents, trademarks, trade secrets, mask works and all other intellectual property rights.
- 2.97 "Integrated Digital Loop Carrier" means a subscriber loop carrier system that is twenty-four (24) local Loop transmission paths combined into a 1.544 Mbps digital signal which integrates within the switch at a DS1 level.
- 2.98 "Integrated Services Digital Network (ISDN)" means a switched network service that provides end-to-end digital connectivity for the simultaneous transmission of voice and data. Basic Rate Interface-ISDN (BRI-ISDN) provides for a digital transmission of two (2) 64 Kbps bearer channels and one (1) 16 Kbps data channel (2B+D).
- 2.99 "Interconnection" is As Defined in the Act.
- 2.100 "Interconnection Activation Date" means the date that the construction of the joint facility Interconnection arrangement has been completed, trunk groups have been established, joint trunk testing is completed and trunks have been mutually accepted by the Parties.
- 2.101 "Interconnection Service(s)" means Interconnection, Resale Services, 251(c)(3) UNEs, Collocation, functions, facilities, products and services offered under this Agreement.
- 2.102 "Interexchange Carrier (IXC)" means a carrier that provides, directly or indirectly, interLATA or intraLATA Telephone Toll Services.
- 2.103 "InterLATA" is As Defined in the Act.

- 2.104 "Intermediate Distribution Frame (IDF)" means a second frame that augments an existing Main Distribution Frame. Lines or outside cables do not terminate on the IDF.
- 2.105 "Internet Service Provider (ISP)" means an ESP that provides Internet Services, and is defined in paragraph 341 of the FCC's First Report and Order in CC Docket No. 97-158.
- 2.106 "ISP-Bound Traffic" means Telecommunications traffic, in accordance with the FCC's Order on Remand and Report and Order, In the Matter of Implementation of the Local Compensation Provisions in the Telecommunications Act of 1996, Intercarrier Compensation for ISP-Bound Traffic, FCC 01-131, CC Docket Nos. 96-98, 99-68 (rel. April, 27, 2001) ("FCC ISP Compensation Order"), "ISP-Bound Traffic" shall mean Telecommunications traffic exchanged between CLEC and AT&T-22STATE in which the originating End User of one Party and the ISP served by the other Party are:
- 2.106.1 both physically located in the same ILEC Local Exchange Area as defined by the ILEC's Local (or "General") Exchange Tariff on file with the Commission or regulatory agency; or
- 2.106.2 both physically located within neighboring ILEC Local Exchange Areas that are within the same common mandatory local calling area. This includes, but it is not limited to, mandatory Extended Area Service (EAS), mandatory Extended Local Calling Service (ELCS) or other types of mandatory expanded local calling scopes.
- 2.107 "IntraLATA Toll Traffic" means the IntraLATA traffic, regardless of the transport protocol method, between two locations within one LATA where one of the locations lies outside of the mandatory local calling area as defined by the Commission.
- 2.108 "Jurisdictional Identification Parameter (JIP)" is an existing six (6) digit (NPA-NXX) field in the SS7 message. This field designates the first point of switching.
- 2.109 "Late Payment Charge" means the charge that is applied when a CLEC fails to remit payment for any charges by the Bill Due Date, or if payment for any portion of the charges is received from CLEC after the Bill Due Date, or if payment for any portion of the charges is received in funds which are not immediately available or received by AT&T-22STATE as of the Bill Due Date, or if the CLEC does not submit the Remittance Information.
- 2.110 "LEC-carried" means the transport of calls or messages on a Carrier's network.
- 2.111 "Letter of Credit" means the unconditional, irrevocable standby bank letter of credit from a financial institution acceptable to AT&T-22STATE naming the AT&T-owned ILEC(s) designated by AT&T-22STATE as the beneficiary(ies) thereof and otherwise on the AT&T-22STATE Letter of Credit form.
- 2.112 "Line Information Data Base (LIDB)" means a transaction-oriented database system that functions as a centralized repository for data storage and retrieval. LIDB is accessible through CCS networks. LIDB contains records associated with End User line numbers and special billing numbers.
- 2.113 "Line Side" means the End Office switch connections that have been programmed to treat the circuit as a local line connected to a terminating station (e.g., an ordinary subscriber's telephone station set, a PBX, answering machine, facsimile machine or computer). Line Side connections offer only those transmission and signal features appropriate for a connection between an End Office and such terminating station.
- 2.114 "Local Access and Transport Area (LATA)" is As Defined in the Act.
- 2.115 "Local Exchange Carrier (LEC)" is As Defined in the Act.
- 2.116 "Local Exchange Routing Guide (LERG)" means the Telcordia Reference document used by Telecommunications Carriers to identify NPA-NXX routing and homing information as well as Network element and equipment designations.
- 2.117 "Local Interconnection Trunks/Trunk Groups" means the trunks that are used for the termination of Local Exchange Traffic, pursuant to Telcordia Technical Reference GR 317-CORE.

- 2.118 "Local Number Portability (LNP)" means the ability of users of Telecommunications Services to retain the presence of a previously existing telephone number(s).
- 2.119 "Location Routing Number (LRN)" means the ten (10) digit number that is assigned to the network switching elements (Central Office–Host and Remotes as required) for the routing of calls in the network. The first six (6) digits of the LRN will be one of the assigned NPA NXX of the switching element. The purpose and functionality of the last four (4) digits of the LRN have not yet been defined but are passed across the network to the terminating switch.
- 2.120 "Local Service Provider (LSP)" means the LEC that provides retail local Exchange Service to an End User. The LSP may or may not provide any physical network components to support the provision of that End User's service.
- 2.121 "Local Service Request (LSR)" means the form used to input orders to the Local Service Center (LSC) by CLEC, including, but not limited to orders to add, establish, change or disconnect services.
- 2.122 "Main Distribution Frame (MDF)" means the termination frame for outside facility and inter-exchange office equipment at the CO.
- 2.123 "Multiple Exchange Carrier Access Billing" or "MECAB" means the document prepared by the Billing Committee of the OBF, which functions under the auspices of the Carrier Liaison Committee (CLC) of the Alliance for Telecommunications Industry Solutions (ATIS). The MECAB document, published by ATIS as ATIS/OBF-MECAB-Issue 6, February 1998, contains the recommended guidelines for the billing of access services provided to an IXC by two or more LECs, or by one LEC in two or more states within a single LATA.
- 2.124 "Multiple Exchange Carriers Ordering and Design" or "MECOD" means the Guidelines for Access Services - Industry Support Interface, a document developed by the Ordering/Provisioning Committee of the OBF, which functions under the auspices of the Carrier Liaison Committee of ATIS. The MECOD document, published by ATIS as ATIS/OBF-MECAB-Issue 3, February 1993, establishes methods for processing orders for access service which is to be provided to an IXC by two or more telecommunications providers.
- 2.125 "Meet-Point Billing (MPB)" means the billing associated with interconnection of facilities between two or more LECs for the routing of traffic to and from an IXC with which one of the LECs does not have a direct connection. In a multi-bill environment, each Party bills the appropriate tariffed rate for its portion of a jointly provided Switched Exchange Access Service.
- 2.126 "Multiple Bill/Single Tariff" means the billing method used when Switched Exchange Access Services is jointly provided by the Parties. As described in the MECAB document, each Party will render a bill in accordance with its own tariff for that portion of the service it provides. Each Party will bill its own network access service rates.
- 2.127 "Network Data Mover (NDM)" or "Connect Direct" means the industry standard protocol for transferring information electrically.
- 2.128 "Non-Paying Party" is the Party that has not made payment by the Bill Due Date of all amounts within the bill rendered by the Billing Party.
- 2.129 "North American Numbering Plan (NANP)" means the numbering architecture in which every station in the NANP Area is identified by a unique ten (10)-digit address consisting of a three (3)-digit NPA code, a three (3)-digit central office code of the form NXX, and a four (4)-digit line number of the form XXXX.
- 2.130 "Numbering Plan Area (NPA)," also called area code, means the three (3)-digit code that occupies the A, B, C positions in the ten (10)-digit NANP format that applies throughout the NANP Area. NPAs are of the form NXX, where N represents the digits two (2) through nine (9) and X represents any digit zero (0) through nine (9). In the NANP, NPAs are classified as either geographic or non-geographic: a) Geographic NPAs are NPAs which correspond to discrete geographic areas within the NANP Area: b) Non-geographic NPAs are NPAs that do not correspond to discrete geographic areas, but which are instead assigned for services with attributes, functionalities, or requirements that transcend specific geographic boundaries. The common examples are NPAs in the N00 format, (e.g., 800).

- 2.131 "Number Portability" is As Defined in the Act.
- 2.132 "NXX" or "Central Office Code" is the three (3)-digit switch entity indicator that is defined by the fourth (4th) through sixth (6th) digits of a ten (10)-digit telephone number within the NANP. Each NXX Code contains 10,000 station numbers.
- 2.133 "Operating Company Number (OCN)" means the numeric Company Code assigned by NECA identifying CLEC as a Resale or UNE provider.
- 2.134 "Operations Support Systems (OSS)" means the suite of functions which permits CLEC to interface to the ILEC for pre-ordering, ordering, provisioning, maintenance/ repair and billing as described in the Attachment 07 – Operations Support Systems (OSS) herein.
- 2.135 "Ordering and Billing Forum (OBF)" means the forum comprised of local telephone companies and inter-exchange carriers (IXCs), whose responsibility is to create and document Telecommunication industry guidelines and standards.
- 2.136 "Out of Exchange LEC (OE-LEC)" means a LEC operating within **AT&T-22STATE**'s incumbent local Exchange Area and provides Telecommunications Services utilizing NPA-NXXs identified to reside in a Third Party ILEC's local Exchange Area.
- 2.137 "Out of Exchange Traffic" is defined as local, transit, or intraLATA traffic to or from a non- **AT&T-22STATE** ILEC Exchange Area.
- 2.138 "Party" means either CLEC or the AT&T-owned ILEC; use of the term "Party" includes each of the AT&T-owned ILEC(s) that is a Party to this Agreement. "Parties" means both CLEC and the AT&T-owned ILEC.
- 2.139 "Past Due" means when a CLEC fails to remit payment for any charges by the Bill Due Date, or if payment for any portion of the charges is received from CLEC after the Bill Due Date, or if payment for any portion of the charges is received in funds which are not immediately available to **AT&T-22STATE** as of the Bill Due Date (individually and collectively means Past Due).
- 2.140 "Person" means an individual or a partnership, an association, a joint venture, a corporation, a business or a trust or other entity organized under Applicable law, an unincorporated organization or any Governmental Authority.
- 2.141 "Rate Center Area" means the following in each applicable area:
- 2.141.1 **AT&T MIDWEST REGION 5-STATE**: "Rate Center" means the specific geographic point that has been designated by a given LEC as being associated with a particular NPA-NXX code that has been assigned to the LEC for its provision of Telephone Exchange Service. The Rate Center is the finite geographic point identified by a specific V&H coordinate, which is used by that LEC to measure, for billing purposes, distance sensitive transmission services associated with the specific Rate Center.
- 2.141.2 **AT&T NEVADA**: "Rate Center" means the designated points, representing Exchanges, (or locations outside Exchange Areas), between which mileage measurements are made for the application of interexchange mileage rates. Rate Centers are defined in NV-PUC tariff A6.2.7.
- 2.141.3 **AT&T CALIFORNIA**: "Rate Center" means the designated points, representing Exchanges or district area (or locations outside Exchange Areas), between which mileage measurements are made for the application of interexchange and interdistrict mileage rates, as defined by the CA-PUC.A2, 2.1.1 Definition of Terms.
- 2.141.4 **AT&T CONNECTICUT**: "Rate Center" means the specific geographic point and corresponding area that have been identified by a given LEC as being associated with a particular NPA-NXX code that has been assigned to the LEC for its provision of Exchange Services.
- 2.141.5 **AT&T SOUTHWEST REGION 5-STATE**: "Rate Center" means an uniquely defined geographical location within an Exchange Area (or a location outside the Exchange Area) for which mileage measurements are determined for the application of interstate tariffs.

- 2.141.6 **AT&T SOUTHEAST REGION 9-STATE:** "Rate Center" means a specific geographic location identified by vertical and horizontal coordinates and is associated with a telephone company's central office switch. These coordinates are used to calculate mileage for interLATA and intraLATA toll billing and intercompany settlement purposes.
- 2.142 "Rating Point" means the V&H coordinates associated with a particular telephone number for rating purposes.
- 2.143 "Referral Announcement" means the process by which calls are routed to an announcement that states the new telephone number of an End User.
- 2.144 "Remittance Information" means the information that must specify the Billing Account Numbers (BANs) paid; invoices paid and the amount to be applied to each BAN and invoice.
- 2.145 "Resale" or "Resale Services" is As specified in Section 251 (c)(4) of the Act.
- 2.146 "Routing Point" means the location which a LEC has designated on its own network as the homing or routing point for traffic inbound to Exchange Service provided by the LEC which bears a certain NPA-NXX designation. The Routing Point is employed to calculate mileage measurements for the distance-sensitive transport element charges of Switched Access services. The Routing Point need not be the same as the Rating Point, nor must it be located within the Rate Center area, but must be in the same LATA as the NPA-NXX.
- 2.147 "Service Start Date" means the date on which services were first supplied under this Agreement.
- 2.148 "Service Switching Point (SSP)" means the telephone Central Office Switch equipped with a Signaling System 7 (SS7) interface.
- 2.149 "Serving Wire Center (SWC)" means the Wire Center that serves the area in which the other Party's or a Third Party's Wire Center, aggregation point, point of termination, or point of presence is located
- 2.150 "Signaling System 7 (SS7)" means a signaling protocol used by the CCS Network.
- 2.151 "Signal Transfer Point (STP)" performs a packet switching function that routes signaling messages among Service Switching Points (SSP), Service Control Points (SCP), Signaling Points (SP), and other STPs in order to set up calls and to query databases for Advanced Services.
- 2.152 "Surety Bond" means a bond from a Bond company with a credit rating by AMBEST better than a "B". The bonding company shall be certified to issue bonds in a state in which this Agreement is approved.
- 2.153 "Switched Access Detail Usage Data" means a category 1101xx record as defined in the EMI Telcordia Practice BR 010-200-010.
- 2.154 "Switched Exchange Access Service" means the offering of transmission or switching services to Telecommunications Carriers for the purpose of the origination or termination of telephone toll service. Switched Exchange Access Services include: Feature Group A, Feature Group B, Feature Group D, 800/888 access, and 900 access and their successors or similar Switched Exchange Access Services.
- 2.155 "Synchronous Optical Network (SONET)" means the optical interface standard that allows inter-networking of transmission products from multiple vendors. The base rate is 51.84 Mbps ("OC 1/STS 1") and higher rates are direct multiples of the base rate, up to 13.22 Gbps.
- 2.156 "Tax" or "Taxes" means any and all federal, state, or local sales, use, excise, gross receipts, transfer, transaction or similar taxes or tax-like fees of whatever nature and however designated, including any charges or other payments, contractual or otherwise, for the use of streets or rights-of-way, whether designated as franchise fees or otherwise, and further including any legally permissible surcharge of or with respect to any of the foregoing, which are imposed or sought to be imposed on or with respect to, or measured by the charges or payments for, any products or services purchased under this Agreement.
- 2.157 "Telecommunications" is As Defined in the Act.

- 2.158 "Telecommunications Carrier" is As Defined in the Act.
- 2.159 "Telecommunications Service" is As Defined in the Act.
- 2.160 "Telephone Exchange Service" is As Defined in the Act.
- 2.161 "Telephone Toll Service" is As Defined in the Act.
- 2.162 "Third Party" is any Person other than a Party.
- 2.163 "Toll Billing Exception Service (TBE)" means a service that allows End Users to restrict third number billing or collect calls to their lines.
- 2.164 "Trunk" means a communication line between two switching systems.
- 2.165 "Trunk-Side" means the Central Office Switch connection that is capable of, and has been programmed to treat the circuit as connecting to another switching entity (for example another Central Office Switch). Trunk-Side connections offer those transmission and signaling features appropriate for the connection of switching entities and cannot be used for the direct connection of ordinary telephone station sets.
- 2.166 "Unbundled Network Element (UNE)" is a network element that **AT&T-22STATE** is required to provide pursuant to Section 251 (c)(3) of the Act, as determined by lawful and effective FCC rules and associated lawful and effective FCC and judicial orders.
- 2.167 "Universal Digital Loop Carrier (UDLC)" means the DLC system that has a CO terminal channel bank that is connected to the CO switches on the analog side.
- 2.168 "Unpaid Charges" means any charges billed to the Non-Paying Party that the Non-Paying Party did not render full payment to the Billing Party by the Bill Due Date, including where funds were not accessible.
- 2.169 "Wire Center" means the location of one or more local switching systems. It is also a point at which End User's loops within a defined geographic area converge. Such local loops may be served by one (1) or more Central Office Switches within such premises.

3.0 Interpretation, Construction and Severability

3.1 Definitions:

- 3.1.1 For purposes of this Agreement, certain terms have been defined in this Agreement to encompass meanings that may differ from, or be in addition to, the normal connotation of the defined word. Unless the context clearly indicates otherwise, any term defined or used in the singular will include the plural. Whenever the context may require, any pronoun shall include the corresponding masculine, feminine and neuter forms. The words "include," "includes" and "including" shall be deemed to be followed by the phrase "without limitation" and/or "but not limited to". The words "will" and "shall" are used interchangeably throughout this Agreement and the use of either connotes a mandatory requirement. The use of one or the other will not mean a different degree of right or obligation for either Party. A defined word intended to convey its special meaning is capitalized when used. Other terms that are capitalized and not defined in this Agreement will have the meaning in the Act, or in the absence of their inclusion in the Act, their customary usage in the Telecommunications industry as of the Effective Date.

3.2 Headings Not Controlling:

- 3.2.1 The headings and numbering of Sections, Parts, Attachments, Schedules and Exhibits to this Agreement are for convenience only and shall not be construed to define or limit any of the terms herein or affect the meaning or interpretation of this Agreement.
- 3.2.2 This Agreement incorporates a number of Attachments which, together with their associated Exhibits, Schedules and Addenda, constitute the entire Agreement between the Parties. In order to facilitate use and comprehension of the Agreement, the Attachments have been grouped under broad headings. It is

understood that these groupings are for convenience of reference only, and are not intended to limit the applicability that any particular Attachment, Exhibit, Schedule or Addenda may otherwise have.

3.3 Referenced Documents:

3.3.1 Any reference throughout this Agreement to an industry guideline, **AT&T-22STATE**'s technical guideline or referenced **AT&T-22STATE** business rule, guide or other such document containing processes or specifications applicable to the services provided pursuant to this Agreement, shall be construed to refer to only those provisions thereof that are applicable to these services, and shall include any successor or replacement versions thereof, all as they are amended from time to time and all of which are incorporated herein by reference, and may be found at AT&T's CLEC Online website.

3.4 References:

3.4.1 References herein to Sections, Paragraphs, Attachments, Exhibits, Parts and Schedules shall be deemed to be references to Sections, Paragraphs, Attachments and Parts of, and Exhibits, Schedules to this Agreement, unless the context shall otherwise require.

3.5 Tariff References:

3.5.1 References to state tariffs throughout this Agreement shall be to the currently effective tariff for the state or jurisdiction in which the services were provisioned; provided however, where certain **AT&T-22STATE** services or tariff provisions have been or become deregulated or detariffed, any reference in this Agreement to a detariffed or deregulated service or provision of such tariff shall be deemed to refer to the service description, price list or other agreement pursuant to which **AT&T-22STATE** provides such services as a result of detariffing or deregulation.

3.5.2 Wherever the term "customer" is used in connection with **AT&T-22STATE**'s retail tariffs, the term "customer" means the ultimate consumer or the End User of any tariffed service.

3.5.3 **AT&T-21STATE** only:

3.5.3.1 No reference to tariffs in this Agreement shall be interpreted or construed as permitting CLEC to purchase Interconnection Services, under such tariff. Except where expressly permitted elsewhere in this Agreement, notwithstanding the availability of Interconnection Services under tariffs in some **AT&T-21STATE** incumbent ILEC states, CLEC agrees that any purchase of Interconnection Services addressed by this Agreement or required to be offered by **AT&T-21STATE** under Section 251 of the Act, shall be purchased solely pursuant to the terms, condition and rates set forth in this Agreement. To the extent that complete terms, conditions and/or rates for any Interconnection Service are not contained in this Agreement at the time CLEC seeks to order such services, the Parties shall amend this Agreement to include such terms, conditions and rates prior to CLEC submitting such order. The rates for Interconnection Services inadvertently or improperly ordered prior to an agreement of the Parties on terms, conditions and/or rates is addressed in the Pricing Schedule.

3.5.4 **AT&T CONNECTICUT** only:

3.5.4.1 Whenever provisions of this Agreement could be interpreted to conflict with provisions of the Connecticut Access Service Tariff, the Tariff shall apply.

3.6 Conflict in Provisions:

3.6.1 If any definitions, terms or conditions in any given Attachment, Exhibit, Schedule or Addenda differ from those contained in the main body of this Agreement, those definitions, terms or conditions will supersede those contained in the main body of this Agreement, but only in regard to the services or activities listed in that particular Attachment, Exhibit, Schedule or Addenda. In particular, if an Attachment contains a Term length that differs from the Term length in the main body of this Agreement, the Term length of that

Attachment will control the length of time that services or activities are to occur under that Attachment, but will not affect the Term length of the remainder of this Agreement.

- 3.6.2 In AT&T CONNECTICUT only, in the event of a conflict between any provision in this Agreement and any provision in the DPUC-ordered tariffs covering the services that are the subject of this Agreement with AT&T CONNECTICUT, such DPUC-ordered tariffs will prevail.

3.7 Joint Work Product:

- 3.7.1 This Agreement is the joint work product of the Parties and has been negotiated by the Parties and their respective counsel and shall be fairly interpreted in accordance with its terms and, in the event of any ambiguities, no inferences shall be drawn against either Party.
- 3.7.2 If any provision of this Agreement is rejected or held to be illegal, invalid or unenforceable, each Party agrees that such provision shall be enforced to the maximum extent permissible so as to effect the intent of the Parties, and the validity, legality and enforceability of the remaining provisions of this Agreement shall not in any way be affected or impaired thereby. If necessary to affect the intent of the Parties, the Parties shall negotiate in good faith to amend this Agreement to replace the unenforceable language with enforceable language that reflects such intent as closely as possible. The Parties negotiated the terms and conditions of this Agreement for Interconnection Services as a total arrangement and it is intended to be non-severable.

3.8 Incorporation by Reference:

- 3.8.1 All of the rates, terms and conditions ("Provisions") set forth in this Agreement (including any and all Attachments, and/or Schedules hereto) and every Interconnection Service provided hereunder, are subject to all other Provisions contained in this Agreement and all such Provisions are integrally related.

3.9 Non-Voluntary Provisions:

- 3.9.1 This Agreement incorporates certain rates, terms and conditions that were not voluntarily negotiated and/or agreed to by AT&T-22STATE, but instead resulted from determinations made in arbitrations under Section 252 of the Act or from other requirements of regulatory agencies or state law (individually and collectively "Non-Voluntary Arrangement(s)"). If any Non-Voluntary Arrangement is modified as a result of any order or finding by the FCC, the appropriate Commission or a court of competent jurisdiction, the Parties agree to follow the Intervening Law process outlined in Section 23.0 below.
- 3.9.2 The Parties acknowledge that the Non-Voluntary Arrangements contained in this Agreement shall not be available in any state other than the state that originally imposed/required such Non-Voluntary Arrangement. By way of example only, the Parties acknowledge that the PUC-OH's imposition in Ohio of the Minimum Telephone Service Standards (and all terms and conditions relating thereto) shall not apply in or be "portable to" any State other than Ohio.

3.10 State-Specific Rates, Terms and Conditions:

- 3.10.1 For ease of administration, this multi-state Agreement contains certain specified rates, terms and conditions which apply only in a designated state ("state-specific terms").
- 3.10.2 State-specific terms, as the phrase is described in Section 3.10.1 above, have been negotiated (or in the case of Section 3.9.2 above, included in the agreement per state requirement) by the Parties only as to the states where this Agreement has been executed, filed and approved. When the Parties negotiate an agreement for an additional state, neither Party shall be precluded by any language in this Agreement from negotiating state-specific terms for the state in which they are to apply.

3.11 Scope of Obligations:

- 3.11.1 Notwithstanding anything to the contrary contained herein, AT&T-22STATE's obligations under this Agreement shall apply only to:

- 3.11.1.1 the specific operating area(s) or portion thereof in which AT&T-22STATE is then deemed to be the ILEC under the Act (the "ILEC Territory"), and only to the extent that the CLEC is operating and offering service to End Users identified to be residing in such ILEC Territory; and
- 3.11.1.2 assets that AT&T-22STATE owns or leases and which are used in connection with AT&T-22STATE's provision to CLEC of any Interconnection Services provided or contemplated under this Agreement, the Act or any tariff or ancillary agreement referenced herein (individually and collectively, the "ILEC Assets").

3.11.2 This Agreement sets forth the terms and conditions pursuant to which AT&T-22STATE agrees to provide CLEC with access to 251(c)(3) UNEs, Collocation under Section 251(c)(6), Interconnection under Section 251(c)(2) and/or Resale under Section 251(c)(4) in AT&T-22STATE's incumbent local Exchange Areas for the provision of CLEC's Telecommunications Services. The Parties acknowledge and agree that AT&T-22STATE is only obligated to make available 251(c)(3) UNEs, Collocation under Section 251(c)(6), Interconnection under Section 251(c)(2) and/or Resale under Section 251(c)(4) to CLEC in AT&T-22STATE's incumbent local Exchange Areas. AT&T-22STATE has no obligation to provide such 251(c)(3) UNEs, Collocation, Interconnection and/or Resale, to CLEC for the purposes of CLEC providing and/or extending service outside of AT&T-22STATE's incumbent local Exchange Areas. In addition, AT&T-22STATE is not obligated to provision 251(c)(3) UNEs or to provide access to (251(c)(3) UNEs, Collocation under Section 251(c)(6), Interconnection under Section 251(c)(2) and/or Resale under Section 251(c)(4) and is not otherwise bound by any 251(c) obligations in geographic areas other than AT&T-22STATE's incumbent local Exchange Areas. Therefore, the Parties understand and agree that the rates, terms and conditions set forth in this Agreement shall only apply to the Parties and be available to CLEC for provisioning Telecommunication Services within an AT&T-22STATE incumbent local Exchange Area(s) in the State in which this Agreement has been approved by the relevant state Commission and is in effect.

3.11.3 Throughout this Agreement, wherever there are references to Unbundled Network Elements that are to be provided by AT&T-22STATE under this Agreement, the Parties agree and acknowledge that their intent is for the Agreement to comply with Section 3.11.2 above, and require only the provision of Section 251(c)(3) UNEs.

3.12 Affiliates:

3.12.1 This Agreement, including subsequent amendments, if any, shall bind AT&T-22STATE, CLEC and any entity that currently or subsequently is owned or controlled by or under common ownership or control with CLEC. CLEC further agrees that the same or substantially the same terms and conditions shall be incorporated into any separate agreement between AT&T-22STATE and any such CLEC Affiliate that continues to operate as a separate entity. This Agreement shall remain effective as to CLEC and any such CLEC Affiliate for the term of this Agreement as stated herein, (subject to any early termination due to default), until either AT&T-22STATE or CLEC or any such CLEC Affiliate institutes renegotiation consistent with the provisions of this Agreement for renewal and term. Notwithstanding the foregoing, this Agreement will not supersede a currently effective interconnection agreement between any such CLEC Affiliate and AT&T-22STATE until the expiration of such other agreement.

4.0 Notice of Changes - Section 251(c)(5)

4.1 Nothing in this Agreement shall limit either Party's ability to upgrade its network through the incorporation of new equipment, new software or otherwise or to otherwise change and/or modify its network including, without limitation, through the retirement and/or replacement of equipment, software or otherwise. Each Party agrees to comply with the Network Disclosure rules adopted by the FCC in CC Docket No. 96-98, Second Report and Order, codified at 47 C.F.R 51.325 through 51.335, as such rules may be amended from time to time (the "Network Disclosure Rules").

5.0 Responsibilities of the Parties

- 5.1 Each Party is individually responsible to provide facilities within its network that are necessary for routing, transporting, measuring, and billing traffic from the other Party's network and for delivering such traffic to the other Party's network in the standard format compatible with **AT&T-22STATE**'s network as referenced in Telcordia BOC Notes on LEC Networks Practice No. SR-TSV-002275, and to terminate the traffic it receives in that standard format to the proper address on its network. The Parties are each solely responsible for participation in and compliance with national network plans, including the National Network Security Plan and the Emergency Preparedness Plan.
- 5.2 The Parties shall exchange technical descriptions and forecasts of their Interconnection and traffic requirements in sufficient detail necessary to establish the Interconnections required to assure traffic completion to and from all End Users in their respective designated service areas.
- 5.3 Each Party is solely responsible for all products and services it provides to its End Users and to other Telecommunications Carriers.
- 5.4 Each Party shall act in good faith in its performance under this Agreement and, in each case in which a Party's consent or agreement is required or requested hereunder, such Party shall not unreasonably withhold or delay such consent or agreement.

6.0 Insurance

- 6.1 At all times during the term of this Agreement, CLEC shall keep and maintain in force at its own expense the following minimum insurance coverage and limits and any additional insurance and/or bonds required by Applicable Law:
- 6.1.1 With respect to CLEC's performance under this Agreement, and in addition to CLEC's obligation to indemnify, CLEC shall at its sole cost and expense:
- 6.1.1.1 maintain the insurance coverage and limits required by this Section 6.0 and any additional insurance and/or bonds required by law:
 - 6.1.1.1.1 at all times during the term of this Agreement and until completion of all work associated with this Agreement is completed, whichever is later;
 - 6.1.1.2 require each subcontractor who may perform work under this Agreement or enter upon the work site to maintain coverage, requirements, and limits at least as broad as those listed in this Section 6.0 from the time when the subcontractor begins work, throughout the term of the subcontractor's work; and
 - 6.1.1.3 procure the required insurance from an insurance company eligible to do business in the state or states where work will be performed and having and maintaining a Financial Strength Rating of "A-" or better and a Financial Size Category of "VII" or better, as rated in the A.M. Best Key Rating Guide for Property and Casualty Insurance Companies, except that, in the case of Workers' Compensation insurance, CLEC may procure insurance from the state fund of the state where work is to be performed; and
 - 6.1.1.4 deliver to **AT&T-22STATE** certificates of insurance stating the types of insurance and policy limits. CLEC shall provide or will endeavor to have the issuing insurance company provide at least 30 days advance written notice of cancellation, non-renewal, or reduction in coverage, terms, or limits to **AT&T-22STATE**. CLEC shall deliver such certificates:
 - 6.1.1.4.1 prior to execution of this Agreement and prior to commencement of any Work;
 - 6.1.1.4.2 prior to expiration of any insurance policy required in this Section 6.0.
- 6.1.2 The Parties agree:
- 6.1.2.1 the failure of **AT&T-22STATE** to demand such certificate of insurance or failure of **AT&T-22STATE** to identify a deficiency will not be construed as a waiver of CLEC's obligation to maintain the insurance required under this Agreement;

- 6.1.2.2 that the insurance required under this Agreement does not represent that coverage and limits will necessarily be adequate to protect CLEC, nor be deemed as a limitation on CLEC's liability to **AT&T-22STATE** in this Agreement;
 - 6.1.2.3 CLEC may meet the required insurance coverages and limits with any combination of primary and Umbrella/Excess liability insurance; and
 - 6.1.2.4 CLEC is responsible for any deductible or self-insured retention.
- 6.2 The insurance coverage required by this Section 6.0 includes:
 - 6.2.1 Workers' Compensation insurance with benefits afforded under the laws of any state in which the work is to be performed and Employers Liability insurance with limits of at least:
 - 6.2.1.1 \$500,000 for Bodily Injury – each accident; and
 - 6.2.1.2 \$500,000 for Bodily Injury by disease – policy limits; and
 - 6.2.1.3 \$500,000 for Bodily Injury by disease – each employee.
 - 6.2.1.4 To the fullest extent allowable by Law, the policy must include a waiver of subrogation in favor of **AT&T-22STATE**, its Affiliates, and their directors, officers and employees.
 - 6.2.2 In states where Workers' Compensation insurance is a monopolistic state-run system, CLEC shall add Stop Gap Employers Liability with limits not less than \$500,000 each accident or disease.
 - 6.2.3 Commercial General Liability insurance written on Insurance Services Office (ISO) Form CG 00 01 12 04 or a substitute form providing equivalent coverage, covering liability arising from premises, operations, personal injury, products/completed operations, and liability assumed under an insured contract (including the tort liability of another assumed in a business contract) with limits of at least:
 - 6.2.3.1 \$2,000,000 General Aggregate limit; and
 - 6.2.3.2 \$1,000,000 each occurrence limit for all bodily injury or property damage incurred in any one (1) occurrence; and
 - 6.2.3.3 \$1,000,000 each occurrence limit for Personal Injury and Advertising Injury; and
 - 6.2.3.4 \$2,000,000 Products/Completed Operations Aggregate limit; and
 - 6.2.3.5 \$1,000,000 each occurrence limit for Products/Completed Operations; and
 - 6.2.3.6 \$1,000,000 Damage to Premises Rented to You (Fire Legal Liability).
 - 6.2.4 Commercial General Liability insurance written on Insurance Services Office (ISO) Form CG 00 01 12 04 or a substitute form providing equivalent coverage, covering liability arising from premises, operations, personal injury, products/completed operations, and liability assumed under an insured contract (including the tort liability of another assumed in a business contract) for CLECs who collocate on **AT&T-22STATE**'s premises with limits of at least:
 - 6.2.4.1 \$10,000,000 General Aggregate limit; and
 - 6.2.4.2 \$5,000,000 each occurrence limit for all bodily injury or property damage incurred in any one (1) occurrence; and
 - 6.2.4.3 \$5,000,000 each occurrence limit for Personal Injury and Advertising Injury; and
 - 6.2.4.4 \$10,000,000 Products/Completed Operations Aggregate limit; and
 - 6.2.4.5 \$5,000,000 each occurrence limit for Products/Completed Operations; and
 - 6.2.4.6 \$2,000,000 Damage to Premises Rented to You (Fire Legal Liability).
 - 6.2.5 The Commercial General Liability insurance policy must:
 - 6.2.5.1 include **AT&T-22STATE**, its Affiliates, and their directors, officers, and employees as Additional Insureds. A Collocated CLEC shall also provide a copy of the Additional Insured endorsement to **AT&T-22STATE**. The Additional Insured endorsement may either be specific to **AT&T-22STATE** or may be "blanket" or "automatic" addressing any person or entity as required by contract. A copy of the Additional Insured endorsement must be provided within sixty (60) calendar days of

execution of this Agreement and within sixty (60) calendar days of each Commercial General Liability policy renewal; include a waiver of subrogation in favor of AT&T-22STATE, its Affiliates, and their directors, officers and employees; and

6.2.5.2 be primary and non-contributory with respect to any insurance or self-insurance that is maintained by AT&T-22STATE.

6.2.6 Automobile Liability insurance with minimum limits of \$1,000,000 combined single limit per accident for bodily injury and property damage, extending to all owned, hired, and non-owned vehicles.

6.3 This Section 6.0 is a general statement of insurance requirements and shall be in addition to any specific requirement of insurance referenced elsewhere in this Agreement or a Referenced Instrument.

7.0 Assignment or Corporate Name Change

7.1 CLEC may not assign or transfer this Agreement or any rights or obligations hereunder, whether by operation of law or otherwise, to a non-affiliate without the prior written consent of AT&T-22STATE. Any attempted assignment or transfer that is not permitted is void *ab initio*.

7.2 CLEC may assign or transfer this Agreement and all rights and obligations hereunder, whether by operation of law or otherwise, to an Affiliate by providing sixty (60) calendar days advance written Notice of such assignment or transfer to AT&T-22STATE; provided that such assignment or transfer is not inconsistent with Applicable Law (including the Affiliate's obligation to obtain and maintain proper Commission certification and approvals) or the terms and conditions of this Agreement. Notwithstanding the foregoing, CLEC may not assign or transfer this Agreement, or any rights or obligations hereunder, to an Affiliate if that Affiliate is a Party to a separate interconnection agreement with AT&T-22STATE under Sections 251 and 252 of the Act. Any attempted assignment or transfer that is not permitted is void *ab initio*.

7.3 Corporate Name Change and/or change in "d/b/a" only:

7.3.1 Any change in CLEC's corporate name including a change in the d/b/a, and including a name change due to assignment or transfer of this Agreement wherein only the CLEC name is changing, and which does not include a change to a CLEC OCN/ACNA, constitutes a CLEC Name Change under this Section. For any such CLEC Name Change, CLEC will incur a record order charge for each CLEC CABS BAN. For Resale or any other products not billed in CABS, to the extent a record order is available; a record order charge will apply per End User record. Rates for record orders are contained in the Pricing Schedule.

7.3.2 The Parties agree to amend this Agreement to appropriately reflect any CLEC Name Change including a change in d/b/a.

7.4 Company Code Change:

7.4.1 Any assignment or transfer of this Agreement associated with the transfer or acquisition of "assets" provisioned under this Agreement, where the OCN/ACNA formerly assigned to such "assets" is changing constitutes a "CLEC Company Code Change" under this Section. For the purposes of this Section 7.0, "assets" means any Interconnection, Resale Service, 251(c)(3) UNEs, function, facility, product or service provided under this Agreement. CLEC shall provide AT&T-22STATE with ninety (90) days advance written Notice of any assignment associated with a CLEC Company Code Change and obtain AT&T-22STATE's consent. AT&T-22STATE shall not unreasonably withhold consent to a CLEC Company Code Change; provided, however, AT&T-22STATE's consent to any CLEC Company Code Change is contingent upon payment of any outstanding charges, including Collocation charges, owed under this Agreement and payment of any outstanding charges associated with the "assets" subject to the AT&T Wholesale Customer Merger and Acquisition process. In addition, CLEC acknowledges that CLEC may be required to tender additional assurance of payment to AT&T-22STATE if requested under the terms of this Agreement.

7.4.2 For any CLEC Company Change, CLEC must submit a service order to AT&T-22STATE changing the OCN/ACNA for each End User record or each circuit ID number as applicable. CLEC shall pay the

appropriate charges to **AT&T-22STATE** for each service order submitted to accomplish a Company Code Change. In addition, CLEC shall submit a new OSQ to update any OS/DA Rate Reference information and Branding pursuant to the rates specified in the Pricing Schedule to this Agreement. In addition, CLEC shall pay any and all charges to **AT&T-22STATE** required for re-stenciling, re-engineering, changing locks and any other work necessary with respect to Collocation, as determined on an individual case basis.

7.5 Assignment of any Interconnection Service:

7.5.1 Any assignment or transfer of any Interconnection Resale Service, 251(c)(3) UNEs, function, facility, product or Service provisioned pursuant to this Agreement without the transfer or the assignment of this Agreement shall be deemed a CLEC to CLEC Mass Migration. The CLEC that is a Party to this Agreement shall provide **AT&T-22STATE** with ninety (90) calendar days advance written Notice of any CLEC to CLEC Mass Migration. CLEC's written Notice shall include the anticipated effective date of the assignment or transfer. The acquiring CLEC must cure any outstanding charges associated with any Interconnection Service to be transferred. In addition, the acquiring CLEC may be required to tender additional assurance of payment if requested under the terms of the acquiring CLEC's agreement.

7.5.2 Both CLECs involved in any CLEC to CLEC Mass Migration shall comply with all Applicable Law relating thereto, including but not limited to all FCC and state Commission rules relating to notice(s) to End Users. The acquiring CLEC shall be responsible for issuing all service orders required to migrate any Interconnection, Resale Service, 251(c)(3) UNEs, function, facility, product or service provided hereunder. The appropriate service order charge or administration fee (for Interconnection) will apply as specified in the Pricing Schedule to the acquiring CLEC's agreement. The acquiring CLEC shall also submit a new Operator Services Questionnaire (OSQ) to update any OS/DA Rate Reference information and Branding pursuant to the rates specified in the Pricing Schedule to the acquiring CLEC's agreement. In addition, the acquiring CLEC shall pay any and all charges required for re-stenciling, re-engineering, changing locks and any other work necessary with respect to Collocation, as determined on an individual case basis.

7.6 Project Coordination:

7.6.1 **AT&T-22STATE** will provide project management support to effectuate changes of the types identified in Section 7.5 above.

7.6.2 **AT&T-22STATE** will provide project management support to minimize any possible service outages during any CLEC to CLEC Mass Migration. Should **AT&T-22STATE**'s most current version of LSOR or ASOR guidelines not support the required order activity, **AT&T-22STATE** will issue service orders at the manual rate, as specified in the Pricing Schedule to this Agreement, based upon type of service provided, and on the condition that CLEC provides to **AT&T-22STATE** any and all information **AT&T-22STATE** reasonably requests to effectuate such changes.

7.7 Referral Announcement

7.7.1 When an End User changes its service provider from **AT&T-22STATE** to CLEC or from CLEC to **AT&T-22STATE** and does not retain its original telephone number, the Party formerly providing service to such End User shall furnish a referral announcement ("Referral Announcement") on the original telephone number that specifies the End User's new telephone number in accordance with any applicable state laws, rules and tariffs.

8.0 **Effective Date, Term and Termination**

8.1 Effective Date:

8.1.1 In **AT&T-22STATE**, with the exception of **AT&T OHIO**, the Effective Date of this Agreement shall be ten (10) calendar days after the Commission approves this Agreement under Section 252(e) of the Act or, absent such Commission approval, the date this Agreement is deemed approved under Section 252(e)(4) of

the Act. In **AT&T OHIO**, based on the PUC-OH, the Agreement is Effective upon filing and is deemed approved by operation of law on the 91st day after filing.

8.2 Term:

8.2.1 Unless terminated for breach (including nonpayment), the term of this Agreement shall commence upon the Effective Date of this Agreement and shall expire on May 15, 2012 (the "Initial Term").

8.3 Termination for Nonperformance or Breach:

8.3.1 Notwithstanding any other provision of this Agreement, either Party may terminate this Agreement and the provision of any Interconnection Services provided pursuant to this Agreement, at the sole discretion of the terminating Party, in the event that the other Party fails to perform a material obligation or breaches a material term of this Agreement and the other Party fails to cure such nonperformance or breach within forty-five (45) calendar days after written Notice thereof. If the nonperforming Party fails to cure such nonperformance or breach within the forty-five (45) calendar day period provided for within the original Notice, then the terminating Party will provide a subsequent written Notice of the termination of this Agreement and such termination shall take effect immediately upon delivery of written Notice to the other Party.

8.3.2 If, at any time during the term of this Agreement, **AT&T-22STATE** is unable to contact CLEC pursuant to the Notices provision hereof or any other contact information provided by CLEC under this Agreement, and there are no active services being provisioned under this Agreement, then **AT&T-22STATE** may, at its discretion, terminate this Agreement, without any liability whatsoever, upon sending of notification to CLEC pursuant to the Notices section hereof.

8.4 Termination of Agreement after initial term expiration:

8.4.1 Where CLEC has no End Users or is no longer purchasing any services under this Agreement, CLEC may terminate the Agreement by providing "Notice of Termination" to **AT&T-22STATE** at any time after the initial term of this Agreement. After termination the Parties' liability for termination of this Agreement shall be limited to obligations under the Survival 40.1 below of this GTC.

8.4.2 Where CLEC has End Users and/or is purchasing Interconnection Services under this Agreement and either Party seeks to terminate this Agreement, CLEC shall cooperate in good faith to effect an orderly transition of service under this Agreement. CLEC shall be solely responsible (from a financial, operational and administrative standpoint) to ensure that its End Users are transitioned to a new LEC prior to the expiration or termination date of this Agreement.

8.4.3 If at any time within one hundred and eighty (180) days or any time thereafter of the expiration of the Term, if either Party serves "Notice of Expiration," CLEC shall have ten (10) calendar days to provide **AT&T-22STATE** written confirmation to the Notice of Expiration indicating if CLEC wishes to pursue a successor agreement with **AT&T-22STATE** or terminate its Agreement. CLEC shall identify the action to be taken in each of the applicable state(s). If CLEC wishes to pursue a successor agreement with **AT&T-22STATE**, CLEC shall attach to its written confirmation or Notice of Expiration, a written request to commence negotiations with **AT&T-22STATE** under Sections 251/252 of the Act and identify each of the state(s) to which the successor agreement will apply. Upon receipt of CLEC's Section 252(a)(1) request, the Parties shall commence good faith negotiations for a successor agreement.

8.4.4 If the Parties are in "Active Negotiations" (negotiations within the statutory clock established in the Act under Section 252(b)) or have filed for arbitration with the Commission upon expiration date of the Agreement **AT&T-22STATE** shall continue to offer services to CLEC pursuant to the rates, terms and conditions set forth in this Agreement until a successor agreement becomes effective between the Parties. **AT&T-22STATE**'s obligation to provide services under this Agreement beyond the expiration date conditions upon the Parties adherence to the timeframes established within Section 252(b) of the Act. If CLEC does not

adhere to said timeframes or CLEC withdraws its arbitration or seeks an extension of time or continuance of such arbitration with AT&T-22STATE's consent, AT&T-22STATE may provide Notice to CLEC that all services provided thereafter shall be pursuant to the rates, terms and conditions set forth in AT&T-22STATE's then current standard interconnection agreement ("Generic") as found on AT&T's CLEC Online website.

- 8.4.5 Either on or following the expiration date of this Agreement, if the Parties have not entered into a new agreement or are not in Active Negotiations as described in Section 8.4.4 above, then upon written Notice to CLEC by AT&T-22STATE, AT&T-22STATE may continue to offer services to CLEC pursuant to the rates, terms and conditions set forth in AT&T-22STATE's then current Generic found at the AT&T CLEC Online website. At any time thereafter, the Parties may initiate negotiations for a new agreement by providing a written Notice under Section 252 to the other Party.

9.0 End User Fraud

- 9.1 AT&T-22STATE shall not be liable to CLEC for any fraud associated with CLEC's End User account, including 1+ IntraLATA toll, ported numbers, and ABT.
- 9.2 The Parties agree to cooperate with one another to investigate, minimize, and take corrective action in cases of fraud involving 1+ IntraLATA toll calls, ABT, and ported numbers. The Parties' fraud minimization procedures are to be cost-effective and implemented so as not to unduly burden or harm one Party as compared to the other.
- 9.3 In cases of suspected fraudulent activity by an End User, at a minimum, the cooperation referenced in Section 9.1 above will include providing to the other Party, upon request, information concerning End Users who terminate services to that Party without paying all outstanding charges. The Party seeking such information is responsible for securing the End User's permission to obtain such information.
- 9.4 AT&T-22STATE will use a Fraud Monitoring System to determine suspected occurrences of ABT-related fraud and will provide notification messages to CLEC on suspected occurrences of ABT-related fraud on CLEC accounts stored in the applicable LIDB.
- 9.5 CLEC understands that Fraud Monitoring System alerts only identify potential occurrences of fraud. CLEC understands and agrees that it will need to perform its own investigations to determine whether a fraud situation actually exists. CLEC understands and agrees that it will also need to determine what, if any, action CLEC should take as a result of a Fraud Monitoring System alert.
- 9.6 The Parties will provide contact names and numbers to each other for the exchange of Fraud Monitoring System alert notification.

10.0 Assurance of Payment

- 10.1 Upon request by AT&T-22STATE, CLEC will provide AT&T-22STATE with the AT&T-22STATE Credit Profile form and provide information to AT&T-22STATE regarding CLEC's credit and financial condition.
- 10.2 Assurance of payment may be requested by AT&T-22STATE:
- 10.2.1 If based on AT&T-22STATE's analysis of the AT&T-22STATE Credit Profile and other relevant information regarding CLEC's credit and financial condition, there is an impairment of the credit, financial health, or credit worthiness of CLEC. Such impairment will be determined from information available from Third Party financial sources; or
- 10.2.2 CLEC fails to timely pay a bill rendered to CLEC by AT&T-22STATE (except such portion of a bill that is subject to a good faith, bona fide dispute and as to which CLEC has complied with all requirements set forth in Section 12.4 below); and/or

- 10.2.3 CLEC's gross monthly billing has increased, AT&T-22STATE reserves the right to request additional security (or to require a security deposit if none was previously requested) and/or file a Uniform Commercial Code (UCC-1) security interest in CLEC's "accounts receivables and proceeds"; or
- 10.2.4 When CLEC admits its inability to pay its debts as such debts become due, has commenced a voluntary case (or has had an involuntary case commenced against it) under the U.S. Bankruptcy Code or any other law relating to insolvency, reorganization, winding-up, composition or adjustment of debts or the like, has made an assignment for the benefit of creditors or is subject to a receivership or similar proceeding.
- 10.3 If AT&T-22STATE requires CLEC to provide a security deposit, CLEC shall provide such security deposit prior to the inauguration of service or within fifteen (15) calendar days of AT&T-22STATE's request, as applicable. Deposit request notices will be sent to CLEC via certified mail or overnight delivery. Such notice period will start the day after the deposit request notice is rendered by certified mail or overnight delivery. Interest on a cash security deposit shall accrue and be applied or refunded in accordance with the terms in AT&T-22STATE's applicable Tariff.
- 10.4 Unless otherwise agreed by the Parties, the assurance of payment will consist of:
- 10.4.1 a Cash Deposit or
- 10.4.2 a Letter of Credit or
- 10.4.3 a Surety Bond
- 10.5 The Cash Deposit, Letter of Credit or Surety Bond must be in an amount up to three (3) months anticipated charges (including, but not limited to, recurring, non-recurring and usage sensitive charges, termination charges and advance payments), as reasonably determined by AT&T-22STATE, for the Interconnection Services, 251(c)(3) UNEs, Collocation or any other functions, facilities, products or services to be furnished by AT&T-22STATE under this Agreement. Estimated billings are calculated based upon the monthly average of the previous six (6) months current billings, if CLEC has received service from AT&T-22STATE during such period at a level comparable to that anticipated to occur over the next six (6) months. If either CLEC or AT&T-22STATE has reason to believe that the level of service to be received during the next six (6) months will be materially higher or lower than received in the previous six (6) months, CLEC and AT&T-22STATE shall agree on a level of estimated billings based on all relevant information.
- 10.6 To the extent that AT&T-22STATE elects to require a Cash Deposit, the Parties intend that the provision of such Cash Deposit shall constitute the grant of a security interest in the Cash Deposit pursuant to Article 9 of the Uniform Commercial Code in effect in any relevant jurisdiction.
- 10.7 Interest on a Cash Deposit shall accrue and be applied or refunded in accordance with the terms in the appropriate AT&T-22STATE Tariff. AT&T-22STATE will not pay interest on a Letter of Credit or a Surety Bond.
- 10.8 AT&T-22STATE may, but is not obligated to, draw on the Letter of Credit or the Cash Deposit, as applicable, upon the occurrence of any one of the following events:
- 10.8.1 CLEC owes AT&T-22STATE undisputed charges under this Agreement that are more than thirty (30) calendar days past due; or
- 10.8.2 CLEC admits its inability to pay its debts as such debts become due, has commenced a voluntary case (or has had an involuntary case commenced against it) under the U.S Bankruptcy Code or any other law relating to insolvency, reorganization, winding-up, composition or adjustment of debts or the like, has made an assignment for the benefit of creditors or is subject to a receivership or similar proceeding; or
- 10.8.3 The expiration or termination of this Agreement.
- 10.9 If AT&T-22STATE draws on the Letter of Credit or Cash Deposit, upon request by AT&T-22STATE, CLEC will provide a replacement or supplemental Letter of Credit, Surety Bond or Cash Deposit conforming to the requirements of Section 10.4 above.

- 10.10 Notwithstanding anything else set forth in this Agreement, if AT&T-22STATE makes a request for assurance of payment in accordance with the terms of this Section 10.10 then AT&T-22STATE shall have no obligation thereafter to perform under this Agreement until such time as CLEC has furnished AT&T-22STATE with the assurance of payment requested; provided, however, that AT&T-22STATE will permit CLEC a minimum of fifteen (15) calendar days to respond to a request for assurance of payment before invoking this Section 10.10.
- 10.11 In the event CLEC fails to provide AT&T-22STATE with a suitable form of security deposit or additional security deposit as required herein, defaults on its account(s), or otherwise fails to make any payment or payments required under this Agreement in the manner and within the time required, service to CLEC may be suspended, discontinued or terminated in accordance with the terms of Section 10.0 above. Upon termination of services, AT&T-22STATE shall apply any security deposit to CLEC's final bill for its account(s). If CLEC fails to furnish the requested adequate assurance of payment on or before the date set forth in the request, AT&T-22STATE may also invoke the provisions set forth in Section 12.0 below.
- 10.12 A Cash Deposit held by AT&T-22STATE shall be returned to CLEC if the following conditions have been met:
- 10.12.1 Payment was made on bills rendered to CLEC by AT&T-22STATE (except such portion of a bill that is subject to a good faith, bona fide dispute and as to which CLEC has complied with all requirements set forth in Section 12.4 below) as of the Bill Due Date for all but one time during the prior twelve month period and all payments were made with checks that were honored and,
- 10.12.2 There has been no impairment of the established credit and/or financial health from information available from financial sources, including but not limited to Moody's, Standard and Poor's, and the Wall Street Journal. Financial information about CLEC that may be considered includes, but is not limited to, investor warning briefs, rating downgrades, and articles discussing pending credit problems.
- 10.13 The fact that a Cash Deposit or Letter of Credit is requested by AT&T-22STATE shall in no way relieve CLEC from timely compliance with all payment obligations under this Agreement (including, but not limited to, recurring, non-recurring and usage sensitive charges, termination charges and advance payments), nor does it constitute a waiver or modification of the terms of this Agreement pertaining to disconnection or re-entry for non-payment of any amounts required to be paid hereunder.
- 10.14 At least seven (7) calendar days prior to the expiration of any Letter of Credit provided by CLEC as security under this Agreement, CLEC shall renew such Letter of Credit or provide AT&T-22STATE with evidence that CLEC has obtained a suitable replacement for the Letter of Credit. If CLEC fails to comply with the foregoing, AT&T-22STATE shall thereafter be authorized to draw down the full amount of such Letter of Credit and utilize the cash proceeds as security for CLEC account(s). If CLEC provides a security deposit or additional security deposit in the form of a Surety Bond as required herein, CLEC shall renew the Surety Bond or provide AT&T-22STATE with evidence that CLEC has obtained a suitable replacement for the Surety Bond at least seven (7) calendar days prior to the cancellation date of the Surety Bond. If CLEC fails to comply with the foregoing, AT&T-22STATE shall thereafter be authorized to take action on the Surety Bond and utilize the cash proceeds as security for CLEC's account(s). If the credit rating of any bonding company that has provided CLEC with a Surety Bond provided as security hereunder has fallen below "B", AT&T-22STATE will provide written Notice to CLEC that CLEC must provide a replacement bond or other suitable security within fifteen (15) calendar days of AT&T-22STATE's written Notice. If CLEC fails to comply with the foregoing, AT&T-22STATE shall thereafter be authorized to take action on the Surety Bond and utilize the cash proceeds as security for CLEC's account(s). Notwithstanding anything contained in this Agreement to the contrary, AT&T-22STATE shall be authorized to draw down the full amount of any Letter of Credit or take action on any Surety Bond provided by CLEC as security hereunder if CLEC defaults on its account(s) or otherwise fails to make any payment or payments required under this Agreement in the manner and within the time, as required herein.

11.0 Billing and Payment of Charges

- 11.1 Unless otherwise stated, each Party will render monthly bill(s), remittance in full by the Bill Due Date, to the other for Interconnection Services provided hereunder at the applicable rates set forth in the Pricing Schedule.
- 11.2 A Late Payment Charge will be assessed for all Past Due payments as provided below, as applicable.
- 11.2.1 If any portion of the payment is not received by AT&T-22STATE on or before the payment due date as set forth above, or if any portion of the payment is received by AT&T-22STATE in funds that are not immediately available to AT&T-22STATE, then a late payment and/or interest charge shall be due to AT&T-22STATE. The late payment and/or interest charge shall apply to the portion of the payment not received and shall be assessed as set forth in the applicable state tariff, or, if no applicable state tariff exists, as set forth in the Guide Book as published on the AT&T CLEC Online website, or pursuant to the applicable state law as determined by AT&T-22STATE. In addition to any applicable late payment and/or interest charges, CLEC may be charged a fee for all returned checks at the rate set forth in the applicable state tariff, or, if no applicable tariff exists, as set forth in the Guide Book or pursuant to the applicable state law.
- 11.3 If any charge incurred by AT&T-22STATE under this Agreement is Past Due, the unpaid amounts will accrue interest from the day following the Bill Due Date until paid. The interest rate applied will be the lesser of (i) the rate used to compute the Late Payment Charge contained in the applicable AT&T-22STATE intrastate access services tariff for that state and (ii) the highest rate of interest that may be charged under Applicable Law, compounded daily from the Bill Due Date to and including the date that the payment is actually made and available.
- 11.4 The Remittance Information to apply payments must accompany the payment. Payment is considered to have been made when the payment and Remittance Information are received by AT&T-22STATE. If the Remittance Information is not received with payment, AT&T-22STATE will be unable to apply amounts paid to CLEC's accounts. In such event, AT&T-22STATE shall hold such funds until the Remittance Information is received. If AT&T-22STATE does not receive the Remittance Information by the Bill due date for any account(s), Late Payment Charges shall apply.
- 11.5 CLEC shall make all payments to AT&T-22STATE via electronic funds transfers (EFTs) through the Automated Clearing House Association (ACH) to the financial institution designated by AT&T-22STATE. Remittance Information will be communicated together with the funds transfer via the ACH network. CLEC must use the CCD+ or the CTX Standard Entry Class code. CLEC and AT&T-22STATE will abide by the National Automated Clearing House Association (NACHA) Rules and Regulations. Each ACH payment must be received by AT&T-22STATE no later than the Bill Due Date of each bill or Late Payment Charges will apply. AT&T-22STATE is not liable for any delays in receipt of funds or errors in entries caused by CLEC or Third Parties, including CLEC's financial institution. CLEC is responsible for its own banking fees.
- 11.6 Prior to establishing EFT, CLEC will complete a Customer Information Form for Electronic Payments (ECF11 Form) found on AT&T's CLEC Online website. This form provides AT&T-22STATE with CLEC's set up and contract information for electronic payments. AT&T-22STATE banking information will be provided by AT&T-22STATE Treasury & Remittance Operations on AT&T-22STATE approved forms after the CLEC's completed ECF11 form is received, testing has completed and certification confirmed.
- 11.7 Processing of payments not made via electronic funds credit transfers through the ACH network may be delayed. CLEC is responsible for any Late Payment Charges resulting from CLEC's failure to use electronic funds credit transfers through the ACH network.
- 11.8 If any portion of an amount due to the Billing Party under this Agreement is subject to a bona fide dispute between the Parties, the Non-Paying Party must, prior to the Bill Due Date, give written notice to the Billing Party of the Disputed Amounts and include in such written notice the specific details and reasons for disputing each item listed in Section 13.4 below. The Disputing Party should utilize any existing and preferred form or method provided by the Billing Party to communicate disputes to the Billing Party. On or before the Bill Due Date, the Non-Paying Party must pay (i) all undisputed amounts to the Billing Party, and (ii) all Disputed Amounts, other than disputed charges arising

from Inter-carrier Compensation into an interest bearing escrow account with a Third Party escrow agent mutually agreed upon by the Parties.

11.9 Requirements to Establish Escrow Accounts.

11.9.1 To be acceptable, the Third Party escrow agent must meet all of the following criteria:

11.9.1.1 The financial institution proposed as the Third Party escrow agent must be located within the continental United States;

11.9.1.2 The financial institution proposed as the Third Party escrow agent may not be an Affiliate of either Party; and

11.9.1.3 The financial institution proposed as the Third Party escrow agent must be authorized to handle ACH credit transfers.

11.9.2 In addition to the foregoing requirements for the Third Party escrow agent, the Disputing Party and the financial institution proposed as the Third Party escrow agent must agree in writing furnished to the Billing Party that the escrow account will meet all of the following criteria:

11.9.2.1 The escrow account must be an interest bearing account;

11.9.2.2 all charges associated with opening and maintaining the escrow account will be borne by the Disputing Party;

11.9.2.3 that none of the funds deposited into the escrow account or the interest earned thereon may be used to pay the financial institution's charges for serving as the Third Party escrow agent;

11.9.2.4 all interest earned on deposits to the escrow account will be disbursed to the Parties in the same proportion as the principal; and

11.9.2.5 disbursements from the escrow account will be limited to those:

11.9.2.5.1 authorized in writing by both the Disputing Party and the Billing Party (that is, signature(s) from representative(s) of the Disputing Party only are not sufficient to properly authorize any disbursement); or

11.9.2.5.2 made in accordance with the final, non-appealable order of the arbitrator appointed pursuant to the provisions of Section 13.7 below; or

11.9.2.5.3 made in accordance with the final, non-appealable order of the court that had jurisdiction to enter the arbitrator's award pursuant to Section 13.7 below.

11.10 Disputed Amounts in escrow will be subject to Late Payment Charges as set forth in Section 11.2 above.

11.11 Issues related to Disputed Amounts shall be resolved in accordance with the procedures identified in the Dispute Resolution provisions set forth in Section 13.0 below.

11.12 If the Non-Paying Party disputes any charges and any portion of the dispute is resolved in favor of such Non-Paying Party, the Parties will cooperate to ensure that all of the following actions are completed:

11.12.1 the Billing Party will credit the invoice of the Non-Paying Party for that portion of the Disputed Amounts resolved in favor of the Non-Paying Party, together with any Late Payment Charges assessed with respect thereto no later than the second Bill Due Date after resolution of the dispute;

11.12.2 within ten (10) Business Days after resolution of the dispute, the portion of the escrowed Disputed Amounts resolved in favor of the Non-Paying Party will be released to the Non-Paying Party, together with any interest accrued thereon;

11.12.3 within ten (10) Business Days after resolution of the dispute, the portion of the escrowed Disputed Amounts resolved in favor of the Billing Party will be released to the Billing Party, together with any interest accrued thereon; and

11.12.4 no later than the third Bill Due Date after the resolution of the dispute, the Non-Paying Party will pay the Billing Party the difference between the amount of accrued interest the Billing Party received from the

escrow disbursement and the amount of Late Payment Charges the Billing Party is entitled to receive pursuant to Section 11.8 above.

- 11.13 If the Non-Paying Party disputes any charges and the entire dispute is resolved in favor of the Billing Party, the Parties will cooperate to ensure that all of the actions required by Section 11.12.1 above and Section 11.12.3 above are completed within the times specified therein.
- 11.14 Failure by the Non-Paying Party to pay any charges determined to be owed to the Billing Party within the time specified in Section 11.12 above shall be grounds for termination of the Interconnection Services provided under this Agreement.
- 11.15 CLEC will notify **AT&T-22STATE** at least ninety (90) calendar days or three (3) monthly billing cycles prior to any billing changes. At that time a sample of the new invoice will be provided so that **AT&T-22STATE** has time to program for any changes that may impact validation and payment of the invoices. If notification is not received in the specified time frame, then invoices will be held and not subject to any Late Payment Charges, until the appropriate amount of time has passed to allow **AT&T-22STATE** the opportunity to test the new format and make changes deemed necessary.
- 11.16 If either Party requests one or more additional copies of a bill, the requesting Party will pay the Billing Party a reasonable fee for each additional copy as specified in the Pricing Schedule, unless such copy was requested due to failure in delivery of the original bill or correction(s) to the original bill.

12.0 Nonpayment and Procedures for Disconnection

- 12.1 If a Party is furnished Interconnection Services under the terms of this Agreement in more than one (1) state, Section 12.2 below through Section 12.19 below, inclusive, shall be applied separately for each such state.
- 12.2 Failure to pay charges shall be grounds for disconnection of Interconnection Services furnished under this Agreement. If a Party fails to pay any charges billed to it under this Agreement, including but not limited to any Late Payment Charges or Unpaid Charges, and any portion of such Unpaid Charges remain unpaid after the Bill Due Date, the Billing Party will send a Discontinuance Notice to such Non-Paying Party. The Non-Paying Party must remit all Unpaid Charges to the Billing Party within fifteen (15) calendar days of the Discontinuance Notice.
- 12.3 **AT&T-22STATE** will also provide any written notification to any Commission as required by any State Order or Rule.
- 12.4 If the Non-Paying Party desires to dispute any portion of the Unpaid Charges, the Non-Paying Party must complete all of the following actions not later than fifteen (15) calendar days following receipt of the Billing Party's notice of Unpaid Charges:
- 12.4.1 notify the Billing Party in writing which portion(s) of the Unpaid Charges it disputes, including the total Disputed Amounts and the specific details listed in Section 13.4 below of this Agreement, together with the reasons for its dispute; and
 - 12.4.2 pay all undisputed Unpaid Charges to the Billing Party; and
 - 12.4.3 pay all Disputed Amounts (other than Disputed Amounts arising from Inter-carrier Compensation) into an interest bearing escrow account that complies with the requirements set forth in Section 11.9 above and
 - 12.4.4 furnish written evidence to the Billing Party that the Non-Paying Party has established an interest bearing escrow account that complies with all of the terms set forth in Section 11.9 above and deposited a sum equal to the Disputed Amounts into that account (other than Disputed Amounts arising from Inter-carrier Compensation). Until evidence that the full amount of the Disputed Charges (other than Disputed Amounts arising from Inter-carrier Compensation) has been deposited into an escrow account that complies with Section 11.9 above is furnished to the Billing Party, such Unpaid Charges will not be deemed to be "disputed" under Section 13.0 below.

- 12.5 Issues related to Disputed Amounts shall be resolved in accordance with the procedures identified in the Dispute Resolution provision set forth in Section 13.0 below.
- 12.6 If the Non-Paying Party fails to:
- 12.6.1 pay any undisputed Unpaid Charges in response to the Billing Party's Discontinuance Notice as described in Section 12.2 above.
 - 12.6.2 deposit the disputed portion of any Unpaid Charges into an interest bearing escrow account that complies with all of the terms set forth in Section 11.9 above within the time specified in Section 12.2 above,
 - 12.6.3 timely furnish any assurance of payment requested in accordance with Section 10.4 above; or
 - 12.6.4 make a payment in accordance with the terms of any mutually agreed payment arrangement, the Billing Party may, in addition to exercising any other rights or remedies it may have under Applicable Law, provide written demand to the Non-Paying Party for payment of any of the obligations set forth in 12.6.1 above through 12.6.4 within ten (10) Business Days. On the day that the Billing Party provides such written demand to the Non-Paying Party, the Billing Party may also exercise any or all of the following options:
 - 12.6.4.1 suspend acceptance of any application, request or order from the Non-Paying Party for new or additional Interconnection under this Agreement;
 - 12.6.4.2 and/or suspend completion of any pending application, request or order from the Non-Paying Party for new or additional Interconnection Service under this Agreement.
- 12.7 Where required, a copy of the demand provided to CLEC under Section 12.6 above will also be provided to the Commission at the same time.
- 12.8 Notwithstanding anything to the contrary in this Agreement, the Billing Party's exercise of any of its options under Section 12.6 above, and Sections 12.6.4.1 above and 12.6.4.2 above:
- 12.8.1 will not delay or relieve the Non-Paying Party's obligation to pay all charges on each and every invoice on or before the applicable Bill Due Date, and
 - 12.8.2 will exclude any affected application, request, order or service from any otherwise Performance Measure.
- 12.9 For **AT&T MIDWEST REGION 5-STATE** only, if the Non-Paying Party fails to pay the Billing Party on or before the date specified in the demand provided under Section 12.6 above of this Agreement, the Billing Party may, in addition to exercising any other rights or remedies it may have under Applicable Law:
- 12.9.1 cancel any pending application, request or order for new or additional Interconnection Services, under this Agreement; and
 - 12.9.2 disconnect any Interconnection Services furnished under this Agreement.
 - 12.9.3 discontinue providing any Interconnection Services furnished under this Agreement.
 - 12.9.3.1 Notwithstanding any inconsistent provisions in this Agreement, discontinuance of service by:
 - 12.9.3.1.1 **AT&T INDIANA** will comply with Indiana Utility Regulatory Commission rule 170 IAC 7-6,
- 12.10 On the same date that Resale Services to CLEC are disconnected, **AT&T-7STATE** will start to provide service to the CLEC's Resale End Users for a limited transition period. To the extent feasible, these Resale End Users will receive the same services that were provided through CLEC immediately prior to the time of transfer; provided, however, **AT&T-7STATE** reserves the right to toll restrict (both interLATA and intraLATA) such transferred End Users.
- 12.10.1 Notwithstanding any inconsistent provisions in this Agreement, the provision of services of Resale End Users in **AT&T MISSOURI** will comply with Missouri Public Service Commission Rule 4 CSR 240-32.120.

- 12.10.2 Notwithstanding any inconsistent provisions in this Agreement, discontinuance of service by AT&T KANSAS will comply with Kansas Corporation Commission Order Number 5 (dated March 25, 2002) in Docket 01-GIMT-649-GIT.
- 12.11 AT&T-7STATE will inform the Commission of the names of all Resale End Users affected by this process.
- 12.12 Any charges for services provided to the Resale End Users by AT&T-7STATE as specified in Section 12.16 below will be billed to CLEC.
- 12.13 The Billing Party has no liability to the Non-Paying Party or its End Users in the event of disconnection of service in compliance with Section 12.17 below thru Section 12.18.1 below AT&T-7STATE has no liability to CLEC or CLEC's End Users in the event of disconnection of service to CLEC and the provision of service for a limited transition period for any Resale End Users by AT&T-7STATE in connection with such disconnection.
- 12.14 Additional charges may become applicable under the terms of this Agreement following discontinuance of service.
- 12.15 Within five (5) calendar days following the disconnection, AT&T-7STATE will notify each Resale End User that because of CLEC's failure to pay AT&T-7STATE, the End User's local service is now being provided by AT&T-7STATE. This notification will also advise each Resale End User that the End User has thirty (30) calendar days from the date of transfer to select a new LSP.
- 12.16 The Resale End User shall be responsible for any and all charges incurred during the selection period other than those billed to CLEC under Section 12.19 below.
- 12.17 If any Resale End User provided service by AT&T-7STATE under Section 12.18 below of this Agreement fails to select a new LSP within thirty (30) calendar days of the transfer AT&T-7STATE, may terminate the Resale End User's service.
- 12.18 Nothing in this Agreement shall be interpreted to obligate to AT&T-7STATE continue to provide local service to any Resale End User beyond the thirty (30) calendar day selection period. Nothing herein shall be interpreted to limit any and all disconnection rights AT&T-7STATE has with regard to such transferred Resale End Users under Applicable Law; provided, however,
- 12.18.1 In AT&T CALIFORNIA only, following expiration of the selection period and disconnection of such Resale End Users, where facilities permit, AT&T CALIFORNIA will furnish the disconnected local residential End Users with "quick dial tone".
- 12.18.2 In AT&T CONNECTICUT only, for nonpayment and procedures for disconnection for AT&T CONNECTICUT, see the applicable DPUC ordered tariff.
- 12.19 Limitation on Back-billing and Credit Claims:
- 12.19.1 Notwithstanding anything to the contrary in this Agreement, a Party shall be entitled to:
- 12.19.1.1 Back-bill for or claim credit for any charges for services provided pursuant to this Agreement that are found to be unbilled, under-billed or over-billed, but only when such charges appeared or should have appeared on a bill dated within the twelve (12) months immediately preceding the date on which the Billing Party provided written notice to the Billed Party of the amount of the back-billing or the Billed Party provided written notice to the Billing Party of the claimed credit amount. The Parties agree that the twelve (12) month limitation on back-billing and credit claims set forth in the preceding sentence shall be applied prospectively only after the Effective Date of this Agreement, meaning that the twelve month period for any back-billing or credit claims may only include billing periods that fall entirely after the Effective Date of this Agreement and will not include any portion of any billing period that began prior to the Effective Date of this Agreement. Nothing herein shall prohibit either Party from rendering bills or collecting for any Interconnection Services more than twelve (12) months after the Interconnection Services was provided when the ability or right to charge or the proper charge for the Interconnection Services was the subject of an

arbitration or other Commission action, including any appeal of such action. In such cases, the time period for back-billing shall be the longer of (a) the period specified by the commission in the final order allowing or approving such charge or (b) twelve (12) months from the date of the final order allowing or approving such charge or (c) twelve months from the date of approval of any executed amendment to this Agreement required to implement such charge.

- 12.19.1.2 Back-billing and credit claims, as limited above, will apply to all Interconnection Services purchased under this Agreement, except that Intercarrier Compensation is specifically excluded from this Section 12.0 and is addressed separately in the Attachment – 02 Network Interconnection.

13.0 Dispute Resolution

13.1 Finality of Disputes:

- 13.1.1 Except as otherwise specifically provided for in this Agreement, no claim may be brought for any dispute arising from this Agreement more than twenty-four (24) months from the date the occurrence which gives rise to the dispute is discovered or reasonably should have been discovered with the exercise of due care and attention.
- 13.1.2 Notwithstanding anything contained in this Agreement to the contrary, a Party shall be entitled to dispute only those charges which appeared on a bill dated within the twelve (12) months immediately preceding the date on which the Billing Party received notice of such Disputed Amounts.

13.2 Alternative to Litigation:

- 13.2.1 The Parties desire to resolve disputes arising out of this Agreement without litigation. Accordingly, the Parties agree to use the following Dispute Resolution procedures with respect to any controversy or claim arising out of or relating to this Agreement or its breach.

13.3 Commencing Dispute Resolution:

- 13.3.1 Dispute Resolution shall commence upon one Party's receipt of written Notice of a controversy or claim arising out of or relating to this Agreement or its breach. No Party may pursue any claim unless such written Notice has first been given to the other Party. There are three (3) separate Dispute Resolution methods:
- 13.3.1.1 Service Center Dispute Resolution
 - 13.3.1.2 Informal Dispute Resolution; and
 - 13.3.1.3 Formal Dispute Resolution, each of which is described below.

13.4 Service Center Dispute Resolution - the following Dispute Resolution procedures will apply with respect to any billing dispute arising out of or relating to the Agreement. Written Notice sent to **AT&T-22STATE for Disputed Amounts must be made on the "Billing Claims Dispute Form."**

- 13.4.1 If the written Notice given pursuant to Section 13.3 above discloses that the dispute relates to billing, then the procedures set forth in Section 12.4 above shall be used.
- 13.4.2 For a dispute submitted by the CLEC, the dispute shall first be processed by the appropriate service center for resolution.
- 13.4.3 In order to resolve a billing dispute, the Disputing Party shall furnish the other Party written Notice of
- 13.4.3.1 the date of the bill in question,
 - 13.4.3.2 the account number or other identification (CLEC must provide the CBA/ESBA/ASBS or BAN number) of the bill in question,
 - 13.4.3.3 telephone number, circuit ID number or trunk number in question,
 - 13.4.3.4 any USOC (or other descriptive information) information relating to the item questioned,
 - 13.4.3.5 amount billed,
 - 13.4.3.6 amount in question, and

13.4.3.7 the reason that the Disputing Party disputes the billed amount.

13.4.4 When CLEC is the Disputing Party, CLEC must provide evidence to AT&T-22STATE that it has either paid the disputed amount or established an interest bearing escrow account that complies with the requirements set forth in Section 11.9 above of this Agreement and deposited all Unpaid Charges relating to Resale Services and 251(c)(3) UNEs into that escrow account in order for that billing claim to be deemed a "dispute". Failure to provide the information and evidence required by this Section 13.0 not later than twenty-nine (29) calendar days following the Bill Due Date shall constitute CLEC's irrevocable and full waiver of its right to dispute the subject charges

13.4.5 The Parties shall attempt to resolve Disputed Amounts appearing on current billing statements thirty (30) to sixty (60) calendar days from the Bill Due Date (provided the Disputing Party furnishes all requisite information and evidence under Section 13.4 above by the Bill Due Date). If not resolved within thirty (30) calendar days, upon request, the non-Disputing Party will notify the Disputing Party of the status of the dispute and the expected resolution date.

13.4.6 The Parties shall attempt to resolve Disputed Amounts appearing on statements prior to the current billing statement within thirty (30) to ninety (90) calendar days, but resolution may take longer depending on the complexity of the dispute. If not resolved within thirty (30) calendar days from the date Notice of the Disputed Amounts was received (provided that CLEC furnishes all requisite information and evidence under Section 13.4 above, upon request, the non-Disputing Party will notify the Disputing Party of the status of the dispute and the expected resolution date.

13.4.7 If the Disputing Party is not satisfied by the resolution of the billing dispute under this Section 13.4 above, the Disputing Party may notify the Billing Party in writing that it wishes to invoke the Informal Resolution of Disputes afforded pursuant to Section 13.5 below of this Agreement.

13.5 Informal Dispute Resolution:

13.5.1 Upon receipt by one Party of Notice of a dispute by the other Party pursuant to Section 13.3 above or Section 13.4.7 above, each Party will appoint a knowledgeable, responsible representative to meet and negotiate in good faith to resolve any dispute arising under this Agreement. The location, form, frequency, duration, and conclusion of these discussions will be left to the discretion of the representatives. Upon agreement, the representatives may utilize other alternative Dispute Resolution procedures such as mediation to assist in the negotiations. Discussions and the correspondence among the representatives for purposes of settlement are exempt from discovery and production and will not be admissible in the arbitration described below or in any lawsuit without the concurrence of both Parties. Documents identified in or provided with such communications that were not prepared for purposes of the negotiations are not so exempted, and, if otherwise admissible, may be admitted in evidence in the arbitration or lawsuit.

13.6 Formal Dispute Resolution:

13.6.1 If the Parties are unable to resolve the dispute through the informal procedure described in Section 13.5 above, then either Party may invoke the formal Dispute Resolution procedures described in this Section 13.6. Unless agreed among all Parties, formal Dispute Resolution procedures, including arbitration or other procedures as appropriate, may be invoked not earlier than sixty (60) calendar days after receipt of the letter initiating Dispute Resolution under Section 13.3 above.

13.6.2 Claims Subject to Mandatory Arbitration:

13.6.2.1 The following claims, if not settled through informal Dispute Resolution, will be subject to mandatory arbitration pursuant to Section 13.7 below:

13.6.2.2 Each unresolved billing dispute involving one percent (1%) or less of the amounts charged to the Disputing Party under this Agreement in the state in which the dispute arises during the twelve (12) months immediately preceding receipt of the letter initiating Dispute Resolution under Section 13.3

above. If the disputing Party has not been billed for a minimum of twelve (12) months immediately preceding receipt of the letter initiating Dispute Resolution under Section 13.3 above, the Parties will annualize the actual number of months billed.

13.6.3 Claims Subject to Elective Arbitration:

13.6.3.1 Claims will be subject to elective arbitration pursuant to Section 13.7 below, if, and only if, the claim is not settled through informal Dispute Resolution and both Parties agree to arbitration. If both Parties do not agree to arbitration, then either Party may proceed with any remedy available to it pursuant to law, equity or agency mechanism.

13.6.4 Claims Not Subject to Arbitration:

13.6.4.1 If the following claims are not resolved through informal Dispute Resolution, they will not be subject to arbitration and must be resolved through any remedy available to a Party pursuant to law, equity or agency mechanism.

13.6.4.2 Actions seeking a temporary restraining order or an injunction related to the purposes of this Agreement.

13.6.4.3 Actions to compel compliance with the Dispute Resolution process.

13.6.4.4 All claims arising under federal or state statute(s), including antitrust claims.

13.7 Arbitration:

13.7.1 Disputes subject to mandatory or elective arbitration under the provisions of this Agreement will be submitted to a single arbitrator pursuant to the Commercial Arbitration Rules of the American Arbitration Association or pursuant to such other provider of arbitration services or rules as the Parties may agree. The arbitrator shall be knowledgeable of telecommunications issues. Each arbitration will be held in Atlanta, Georgia for **AT&T SOUTHEAST REGION 9-STATE**, Dallas, Texas for **AT&T SOUTHWEST REGION 5-STATE**; Chicago, Illinois for **AT&T MIDWEST REGION 5-STATE**, San Francisco, California for **AT&T CALIFORNIA**; Reno, Nevada for **AT&T NEVADA**; or New Haven, Connecticut for **AT&T CONNECTICUT**, as appropriate, unless the Parties agree otherwise. The arbitration hearing will be requested to commence within sixty (60) calendar days of the demand for arbitration. The arbitrator will control the scheduling so as to process the matter expeditiously. The Parties may submit written briefs upon a schedule determined by the arbitrator. The Parties will request that the arbitrator rule on the dispute by issuing a written opinion within thirty (30) calendar days after the close of hearings. The Federal Arbitration Act, 9 U.S.C. Secs. 1-16, not state law, shall govern the arbitrability of all disputes. Notwithstanding any rule of the AAA Commercial Arbitration Rules to the contrary, the Parties agree that the arbitrator will have no authority to award punitive damages, exemplary damages, Consequential Damages, multiple damages, or any other damages not measured by the prevailing Party's actual damages, and may not, in any event, make any ruling, finding or award that does not conform to the terms and conditions of this Agreement. The times specified in this Section 13.0 may be extended or shortened upon mutual agreement of the Parties or by the arbitrator upon a showing of good cause. Each Party will bear its own costs of these procedures, including attorneys' fees. The Parties will equally split the fees of the arbitration and the arbitrator. The arbitrator's award shall be final and binding and may be entered in any court having jurisdiction thereof. Judgment upon the award rendered by the arbitrator may be entered in any court having jurisdiction.

14.0 Audits

14.1 Subject to the restrictions set forth in Section 22.0 below and except as may be otherwise expressly provided in this Agreement, the Auditing Party may audit the Audited Party's books, records, data and other documents, as provided herein, once annually, with the audit period commencing not earlier than the Service Start Date for the purpose of evaluating (i) the accuracy of Audited Party's billing and invoicing of the services provided hereunder and (ii) verification of compliance with any provision of this Agreement that affects the accuracy of Auditing Party's billing and invoicing of the services provided to Audited Party hereunder. Notwithstanding the foregoing, an Auditing Party may

audit the Audited Party's books, records and documents more than once annually if the previous audit found (i) previously uncorrected net variances or errors in invoices in Audited Party's favor with an aggregate value of at least five percent (5%) of the amounts payable by Auditing Party for audited services provided during the period covered by the audit or (ii) non-compliance by Audited Party with any provision of this Agreement affecting Auditing Party's billing and invoicing of the services provided to Audited Party with an aggregate value of at least five percent (5%) of the amounts payable by Audited Party for audited services provided during the period covered by the audit.

- 14.2 The Parties also must mutually agree on a written scope of the audit and the billing and invoices to be audited prior to the initiation of the audit.
- 14.3 The audit shall be limited to the period which is the shorter of (i) the period subsequent to the last day of the period covered by the audit which was last performed (or if no audit has been performed, the service start date and (ii) the twelve (12) month period immediately preceding the date the Audited Party received notice of such requested audit, but in any event not prior to the Service Start Date.
- 14.4 Such audit shall be conducted by an independent auditor acceptable to both Parties. Auditing Party shall insure that the independent auditor executes a nondisclosure agreement in a form agreed upon by the Parties prior to engaging in any audit work.
- 14.5 Each audit shall be conducted on the premises of the Audited Party during normal business hours. Audited Party shall cooperate fully in any such audit and shall provide the auditor reasonable access to any and all appropriate Audited Party employees and any books, records and other documents reasonably necessary to assess (i) the accuracy of Audited Party's bills and (ii) Audited Party's compliance with the provisions of this Agreement that affect the accuracy of Auditing Party's billing and invoicing of the services provided to Audited Party hereunder. Except where to do so would defeat the purpose of the audit, the Audited Party may redact from the books, records and other documents provided to the auditor any Audited Party information that reveals the identity of End Users of Audited Party.
- 14.6 Each Party shall maintain reports, records and data relevant to the billing of any services that are the subject matter of this Agreement for a period of not less than twenty-four (24) months after creation thereof, unless a longer period is required by Applicable Law.
- 14.7 If any audit confirms any undercharge or overcharge, then Audited Party shall (i) promptly correct any billing error, including making refund of any overpayment by Auditing Party in the form of a credit on the invoice for the first full billing cycle after the Parties have agreed upon the accuracy of the audit results and (ii) for any undercharge caused by the actions of the Audited Party, immediately compensate Auditing Party for such undercharge, and (iii) in each case, calculate and pay interest as provided in Section 11.2.1 above (depending on the AT&T-owned ILEC(s) involved), for the number of calendar days from the date on which such undercharge or overcharge originated until the date on which such credit is issued or payment is made and available.
- 14.8 Except as may be otherwise provided in this Agreement, audits shall be performed at Auditing Party's expense, subject to reimbursement by Audited Party of one-quarter (1/4) of any independent auditor's fees and expenses in the event that an audit finds, and the Parties subsequently verify, a net adjustment in the charges paid or payable by Auditing Party hereunder by an amount that is, on an annualized basis, greater than five percent (5%) of the aggregate charges for the audited services during the period covered by the audit.
- 14.9 Any disputes concerning audit results shall be referred to the Parties' respective personnel responsible for informal resolution. If these individuals cannot resolve the dispute within thirty (30) calendar days of the referral, either Party may request in writing that an additional audit shall be conducted by an independent auditor acceptable to both Parties, subject to the requirements set out in Section 14.1 above. Any additional audit shall be at the requesting Party's expense.

15.0 Disclaimer of Representations and Warranties

- 15.1 **DISCLAIMER.** EXCEPT AS SPECIFICALLY PROVIDED TO THE CONTRARY IN THIS AGREEMENT, NEITHER PARTY MAKES ANY REPRESENTATIONS OR WARRANTIES TO THE OTHER PARTY CONCERNING THE SPECIFIC QUALITY OF ANY SERVICES, OR FACILITIES PROVIDED UNDER THIS AGREEMENT. THE PARTIES DISCLAIM, WITHOUT LIMITATION, ANY WARRANTY OR GUARANTEE OF MERCHANTABILITY OR FITNESS FOR A PARTICULAR PURPOSE, ARISING FROM COURSE OF PERFORMANCE, COURSE OF DEALING, OR FROM USAGES OF TRADE.

16.0 Limitation of Liability

- 16.1 Except for any indemnification obligations of the Parties hereunder, each Party's liability to the other for any Loss relating to or arising out of any cause whatsoever, including any negligent act or omission (whether willful or inadvertent) whether based in contract, tort, strict liability or otherwise, relating to the performance of this Agreement, shall not exceed a credit for the actual cost of the facilities, products, services or functions not performed or provided or improperly performed or provided.
- 16.2 Except as otherwise expressly provided in specific Attachments, in the case of any Loss alleged or claimed by a Third Party to have arisen out of the negligence or willful misconduct of any Party, each Party shall bear, and its obligation shall be limited to, that portion (as mutually agreed to by the Parties or as otherwise established) of the resulting expense caused by its own negligence or willful misconduct or that of its agents, servants, contractors, or others acting in aid or concert with it.
- 16.3 A Party may, in its sole discretion, provide in its tariffs and contracts with its End Users or Third Parties that relate to any Interconnection Services provided or contemplated under this Agreement that, to the maximum extent permitted by Applicable Law, such Party shall not be liable to such End User or Third Party for (i) any Loss relating to or arising out of this Agreement, whether in contract, tort or otherwise, that exceeds the amount such Party would have charged the End User or Third Party for the Interconnection Services that gave rise to such Loss and (ii) any Consequential Damages. If a Party elects not to place in its tariffs or contracts such limitation(s) of liability, and the other Party incurs a Loss as a result thereof, the first Party shall indemnify and reimburse the other Party for that portion of the Loss that would have been limited had the first Party included in its tariffs and contracts the limitation(s) of liability described in this Section 16.0.
- 16.4 Neither CLEC nor **AT&T-22STATE** shall be liable to the other Party for any Consequential Damages suffered by the other Party, regardless of the form of action, whether in contract, warranty, strict liability, tort or otherwise, including negligence of any kind, whether active or passive (and including alleged breaches of this Agreement and causes of action alleged to arise from allegations that breach of this Agreement constitutes a violation of the Act or other statute), and regardless of whether the Parties knew or had been advised of the possibility that such damages could result in connection with or arising from anything said, omitted, or done hereunder or related hereto, including willful acts or omissions; provided that the foregoing shall not limit a Party's obligation under Section 16.0 to indemnify, defend, and hold the other Party harmless against any amounts payable to a Third Party, including any Losses, and Consequential Damages of such Third Party; provided, however, that nothing in this Section 16.4 shall impose indemnity obligations on a Party for any Loss or Consequential Damages suffered by that Party's End User in connection with any affected Interconnection Services. Except as provided in the prior sentence, each Party ("Indemnifying Party") hereby releases and holds harmless the other Party ("Indemnitee") (and Indemnitee's Affiliates, and its respective officers, directors, employees and agents) against any Loss or Claim made by the Indemnifying Party's End User.
- 16.5 **AT&T-22STATE** shall not be liable for damages to an End User's premises resulting from the furnishing of any Interconnection Services, including, if applicable, the installation and removal of equipment and associated wiring, and Collocation Equipment unless the damage is caused by **AT&T-22STATE**'s gross negligence or willful misconduct. **AT&T-22STATE** does not guarantee or make any warranty with respect to Interconnection Services when used in an explosive atmosphere.

- 16.6 CLEC hereby releases AT&T-22STATE from any and all liability for damages due to errors or omissions in CLEC's End User listing information as provided by CLEC to AT&T-22STATE under this Agreement, including any errors or omissions occurring in the Directory Database or the White Pages directory, or any claims by reason of delay in providing the Directory Assistance listing information, printing or provisioning of non-published numbers or the printing or providing of CLEC End User information in the White Pages directory including, but not limited to, special, indirect, Consequential, punitive or incidental damages.
- 16.7 AT&T-22STATE shall not be liable to CLEC, its End User or any other Person for any Loss alleged to arise out of the provision of access to 911 service or any errors, interruptions, defects, failures or malfunctions of 911 service.
- 16.8 This Section 16.0 is not intended to exempt any Party from all liability under this Agreement, but only to set forth the scope of liability agreed to and the type of damages that are recoverable. Both Parties acknowledge that they negotiated regarding alternate limitation of liability provisions but that such provisions would have altered the cost, and thus the price, of providing the Interconnection, Resale Services, 251(c)(3) UNEs, functions, facilities, products and services available hereunder, and no different pricing reflecting different costs and different limits of liability was agreed to.

17.0 Indemnity

- 17.1 Except as otherwise expressly provided herein or in specific Attachments, each Party shall be responsible only for the Interconnection Services which are provided by that Party, its authorized agents, subcontractors, or others retained by such Parties, and neither Party shall bear any responsibility for the Interconnection Services, provided by the other Party, its agents, subcontractors, or others retained by such Parties.
- 17.2 Except as otherwise expressly provided herein or in specific Attachments, and to the extent not prohibited by Applicable Law and not otherwise controlled by tariff, each Party (the "Indemnifying Party") shall release, defend and indemnify the other Party (the "Indemnified Party") and hold such Indemnified Party harmless against any Loss to a Third Party arising out of the negligence or willful misconduct ("Fault") of such Indemnifying Party, its agents, its End Users, contractors, or others retained by such Parties, in connection with the Indemnifying Party's provision of Interconnection Services under this Agreement; provided, however, that (i) with respect to employees or agents of the Indemnifying Party, such Fault occurs while performing within the scope of their employment, (ii) with respect to subcontractors of the Indemnifying Party, such Fault occurs in the course of performing duties of the subcontractor under its subcontract with the Indemnifying Party, and (iii) with respect to the Fault of employees or agents of such subcontractor, such Fault occurs while performing within the scope of their employment by the subcontractor with respect to such duties of the subcontractor under the subcontract.
- 17.3 In the case of any Loss alleged or claimed by a End User of either Party, the Party whose End User alleged or claimed such Loss (the "Indemnifying Party") shall defend and indemnify the other Party (the "Indemnified Party") against any and all such Claims or Losses by its End User regardless of whether the underlying Interconnection Service giving rise to such Claim or Loss was provided or provisioned by the Indemnified Party, unless the Claim or Loss was caused by the gross negligence or willful misconduct of the Indemnified Party.
- 17.4 A Party (the "Indemnifying Party") shall defend, indemnify and hold harmless the other Party ("Indemnified Party") against any Claim or Loss arising from the Indemnifying Party's use of Interconnection Services provided under this Agreement involving:
- 17.4.1 Any Claim or Loss arising from such Indemnifying Party's use of Interconnection Services offered under this Agreement, involving any Claim for libel, slander, invasion of privacy, or infringement of Intellectual Property rights arising from the Indemnifying Party's or its End User's use.
- 17.4.1.1 The foregoing includes any Claims or Losses arising from disclosure of any End User-specific information associated with either the originating or terminating numbers used to provision Interconnection Services provided hereunder and all other Claims arising out of any act or omission of the End User in the course of using any Interconnection Services provided pursuant to this Agreement.

17.4.1.2 The foregoing includes any Losses arising from Claims for actual or alleged infringement of any Intellectual Property right of a Third Party to the extent that such Loss arises from an Indemnifying Party's or an Indemnifying Party's End User's use of Interconnection Services, provided under this Agreement; provided, however, that an Indemnifying Party's obligation to defend and indemnify the Indemnified Party shall not apply:

17.4.1.2.1 where an Indemnified Party or its End User modifies Interconnection Services, provided under this Agreement; and

17.4.1.2.2 no infringement would have occurred without such modification

17.4.2 Any and all penalties imposed on either Party because of the Indemnifying Party's failure to comply with the Communications Assistance to Law Enforcement Act of 1994 (CALEA); provided that the Indemnifying Party shall also, at its sole cost and expense, pay any amounts necessary to modify or replace any equipment, facilities or services provided to the Indemnified Party under this Agreement to ensure that such equipment, facilities and services fully comply with CALEA.

17.5 CLEC acknowledges that its right under this Agreement to Interconnect with **AT&T-22STATE**'s network and to unbundle and/or combine **AT&T-22STATE**'s 251(c)(3) UNEs (including combining with CLEC's Network Elements) may be subject to or limited by Intellectual Property rights (including without limitation, patent, copyright, trade secret, trade mark, service mark, trade name and trade dress rights) and contract rights of Third Parties.

17.6 **AT&T-22STATE** agrees to use its best efforts to obtain for CLEC, under commercially reasonable terms, Intellectual Property rights to each 251(c)(3) UNE necessary for CLEC to use such 251(c)(3) UNE in the same manner as **AT&T-22STATE**.

17.7 **AT&T-22STATE** shall have no obligation to attempt to obtain for CLEC any Intellectual Property right(s) that would permit CLEC to use any 251(c)(3) UNE in a different manner than used by **AT&T-22STATE**.

17.8 To the extent not prohibited by a contract with the vendor of the network element sought by CLEC that contains Intellectual Property licenses, **AT&T-22STATE** shall reveal to CLEC the name of the vendor, the Intellectual Property rights licensed to **AT&T-22STATE** under the vendor contract and the terms of the contract (excluding cost terms). **AT&T-22STATE** shall, at CLEC's request, contact the vendor to attempt to obtain permission to reveal additional contract details to CLEC.

17.9 All costs associated with the extension of Intellectual Property rights to CLEC pursuant to Section 19.1 below, including the cost of the license extension itself and the costs associated with the effort to obtain the license, shall be a part of the cost of providing the 251(c)(3) UNE to which the Intellectual Property rights relate and apportioned to all requesting carriers using that 251(c)(3) UNE including **AT&T-22STATE**.

17.10 **AT&T-22STATE** hereby conveys no licenses to use such Intellectual Property rights and makes no warranties, express or implied, concerning CLEC's (or any Third Parties') rights with respect to such Intellectual Property rights and contract rights, including whether such rights will be violated by such Interconnection or unbundling and/or combining of 251(c)(3) UNEs (including combining with CLEC's Network Elements) in **AT&T-22STATE**'s network or CLEC's use of other functions, facilities, products or services furnished under this Agreement. Any licenses or warranties for Intellectual Property rights associated with 251(c)(3) UNEs are vendor licenses and warranties and are a part of the Intellectual Property rights **AT&T-22STATE** agrees in Section 17.7 above to use its best efforts to obtain.

17.11 **AT&T-22STATE** does not and shall not indemnify, defend or hold CLEC harmless, nor be responsible for indemnifying or defending, or holding CLEC harmless, for any Claims or Losses for actual or alleged infringement of any Intellectual Property right or interference with or violation of any contract right that arises out of, is caused by, or relates to CLEC's Interconnection with **AT&T-22STATE**'s network and unbundling and/or combining **AT&T-22STATE**'s 251(c)(3) UNEs (including combining with CLEC's Network Elements) or CLEC's use of other functions, facilities, products or services furnished under this Agreement. Any indemnities for Intellectual Property rights

associated with 251(c)(3) UNEs shall be vendor's indemnities and are a part of the Intellectual Property rights AT&T-22STATE agrees in Section 17.7 above to use its best efforts to obtain.

- 17.12 CLEC shall reimburse AT&T-22STATE for damages to AT&T-22STATE's facilities utilized to provide Interconnection Services hereunder caused by the negligence or willful act of CLEC, its agents or subcontractors or CLEC's End User or resulting from CLEC's improper use of AT&T-22STATE's facilities, or due to malfunction of any facilities, functions, products, services or equipment provided by any person or entity other than AT&T-22STATE. Upon reimbursement for damages, AT&T-22STATE will cooperate with CLEC in prosecuting a claim against the person causing such damage. CLEC shall be subrogated to the right of recovery by AT&T-22STATE for the damages to the extent of such payment.
- 17.13 Notwithstanding any other provision in this Agreement, each Party agrees that should it cause any non-standard digital subscriber line ("xDSL") technologies (as that term is defined in the applicable Attachment 14 - xDSL Loops and/or the applicable Commission-ordered tariff, as appropriate) to be deployed or used in connection with or on AT&T-22STATE facilities, that Party ("Indemnifying Party") will pay all costs associated with any damage, service interruption or other Telecommunications Service degradation, or damage to the other Party's ("Indemnitee's") facilities.
- 17.14 Indemnification Procedures:
- 17.14.1 Whenever a claim shall arise for indemnification under this Section 17.0, the relevant Indemnified Party, as appropriate, shall promptly notify the Indemnifying Party and request in writing the Indemnifying Party to defend the same. Failure to so notify the Indemnifying Party shall not relieve the Indemnifying Party of any liability that the Indemnifying Party might have, except to the extent that such failure prejudices the Indemnifying Party's ability to defend such claim.
- 17.14.2 The Indemnifying Party shall have the right to defend against such liability or assertion, in which event the Indemnifying Party shall give written notice to the Indemnified Party of acceptance of the defense of such claim and the identity of counsel selected by the Indemnifying Party.
- 17.14.3 Until such time as Indemnifying Party provides written notice of acceptance of the defense of such claim, the Indemnified Party shall defend such claim, at the expense of the Indemnifying Party, subject to any right of the Indemnifying Party to seek reimbursement for the costs of such defense in the event that it is determined that Indemnifying Party had no obligation to indemnify the Indemnified Party for such claim.
- 17.14.4 Upon accepting the defense, the Indemnifying Party shall have exclusive right to control and conduct the defense and settlement of any such claims, subject to consultation with the Indemnified Party. So long as the Indemnifying Party is controlling and conducting the defense, the Indemnifying Party shall not be liable for any settlement by the Indemnified Party unless such Indemnifying Party has approved such settlement in advance and agrees to be bound by the agreement incorporating such settlement.
- 17.14.5 At any time, an Indemnified Party shall have the right to refuse a compromise or settlement, and, at such refusing Party's cost, to take over such defense; provided that, in such event the Indemnifying Party shall not be responsible for, nor shall it be obligated to indemnify the refusing Party against, any cost or liability in excess of such refused compromise or settlement.
- 17.14.6 With respect to any defense accepted by the Indemnifying Party, the Indemnified Party will be entitled to participate with the Indemnifying Party in such defense if the claim requests equitable relief or other relief that could affect the rights of the Indemnified Party, and shall also be entitled to employ separate counsel for such defense at such Indemnified Party's expense.
- 17.14.7 If the Indemnifying Party does not accept the defense of any indemnified claim as provided above, the Indemnified Party shall have the right to employ counsel for such defense at the expense of the Indemnifying Party.

17.14.8 In the event of a failure to assume the defense, the Indemnified Party may negotiate a settlement, which shall be presented to the Indemnifying Party. If the Indemnifying Party refuses to agree to the presented settlement, the Indemnifying Party may take over the defense. If the Indemnifying Party refuses to agree to the presented settlement and refuses to take over the defense, the Indemnifying Party shall be liable for any reasonable cash settlement not involving any admission of liability by the Indemnifying Party, though such settlement may have been made by the Indemnified Party without approval of the Indemnifying Party, it being the Parties' intent that no settlement involving a non-monetary concession by the Indemnifying Party, including an admission of liability by such Party, shall take effect without the written approval of the Indemnifying Party.

17.14.9 Each Party agrees to cooperate and to cause its employees and agents to cooperate with the other Party in the defense of any such claim and the relevant records of each Party shall be available to the other Party with respect to any such defense, subject to the restrictions and limitations set forth in Section 22.0 below.

18.0 Performance Measures

18.1 Attachment 09 - Performance Measures specifies applicable performance standards. To the extent that remedies are available under such Attachment, such remedies constitute the sole obligation of **AT&T-22STATE** to pay damages or financial penalties for failure to meet specified performance standards identified in such Attachment and all other Attachments to this Agreement.

19.0 Intellectual Property/ License

19.1 Any Intellectual Property originating from or developed by a Party shall remain in the exclusive ownership of that Party.

19.2 Except at otherwise expressly provided in this Agreement, no license under patents, copyrights or any other Intellectual Property right (other than the limited license to use consistent with the terms, conditions and restrictions of this Agreement) is granted by either Party or shall be implied or arise by estoppel with respect to any transactions contemplated under this Agreement.

20.0 Notices

20.1 Subject to Section 20.1.2 below, Notices given by one Party to the other Party under this Agreement shall be in writing (unless specifically provided otherwise herein), and unless otherwise expressly required by this Agreement to be delivered to another representative or point of contact, shall be pursuant to at least one of the following methods:

20.1.1 delivered personally, delivered by express delivery service or mailed via certified mail or first class U.S. Postal Service, with postage prepaid and a return receipt requested.

20.1.2 delivered by facsimile provided CLEC and/or **AT&T-22STATE** has provided such information in Section 20.3 below.

20.2 Notices will be deemed given as of the earliest of:

20.2.1 the date of actual receipt,

20.2.2 the next Business Day when sent via express delivery service,

20.2.3 five (5) calendar days after mailing in the case of first class or certified U.S. Postal Service, or

20.2.4 on the date set forth on the confirmation produced by the sending facsimile machine when delivered by facsimile prior to 5:00 p.m. in the recipient's time zone, but the next Business Day when delivered by facsimile at 5:00 p.m. or later in the recipient's time zone.

20.3 Notices will be addressed to the Parties as follows:

NOTICE CONTACT	CLEC CONTACT
NAME/TITLE	Jerry Holt, President
STREET ADDRESS	65 E. 16 th
CITY, STATE, ZIP CODE	Chicago Heights, IL 60411
FACSIMILE NUMBER	708-679-5062
PHONE NUMBER*	708-679-5050

	AT&T CONTACT
NAME/TITLE	Contract Management ATTN: Notices Manager
STREET ADDRESS	311 S. Akard St. 9 th floor Four AT&T Plaza
CITY, STATE, ZIP CODE	Dallas, TX 75202-5398
FACSIMILE NUMBER	(214) 464-2006

- 20.4 *Informational only and not to be considered as an official notice vehicle under this Section.
- 20.5 Either Party may unilaterally change its designated contact name, address, and/or facsimile number for the receipt of notices by giving written Notice to the other Party in compliance with this Section 20.0. Any Notice to change the designated contact name, address, and/or facsimile number for the receipt of Notices shall be deemed effective ten (10) calendar days following receipt by the other Party.
- 20.6 **AT&T-22STATE** communicates official information to CLECs via its Accessible Letter, or other applicable, notification processes. These processes involve electronic transmission and/or posting to the AT&T CLEC Online website, inclusive of a variety of subjects including changes on business processes and policies, and other product/service related notices not requiring an amendment to this Agreement.
- 20.7 CLEC may designate up to a maximum of ten (10) recipients for Accessible Letter notification via e-mail.
- 21.0 Publicity and Use of Trademarks or Service Marks**
- 21.1 Neither Party nor its subcontractors or agents shall use in any advertising or sales promotion, press releases, or other publicity matters any endorsements, direct or indirect quotes, or pictures that imply endorsement by the other Party or any of its employees without such first Party's prior written approval. The Parties will submit to each other for written approval, prior to publication, all publicity matters that mention or display one another's name and/or marks or contain language from which a connection to said name and/or marks may be inferred or implied; the Party to whom a request is directed shall respond promptly.
- 21.2 Nothing in this Agreement shall grant, suggest, or imply any authority for one Party to use the name, trademarks, service marks, logos, proprietary trade dress or trade names of the other Party in any advertising, press releases, publicity matters, marketing and/or promotional materials or for any other commercial purpose without prior written approval from such other Party.
- 22.0 Confidentiality**
- 22.1 Both Parties agree to treat Proprietary Information received from the other in accordance with the provisions of Section 222 of the Act.
- 22.2 Unless otherwise agreed, the obligations of confidentiality and non-use do not apply to such Proprietary Information that:

- 22.2.1 Was at the time of receipt, already known to the Receiving Party, free of any obligation to keep confidential and evidenced by written records prepared prior to delivery by the Disclosing Party; or
- 22.2.2 Is, or becomes publicly known through no wrongful act of the Receiving Party; or
- 22.2.3 Is rightfully received from a Third Party having no direct or indirect secrecy or confidentiality obligation to the Disclosing Party with respect to such information; provided that such Receiving Party has exercised commercially reasonable efforts to determine whether such Third Party has any such obligation; or
- 22.2.4 Is independently developed by an agent, employee representative or Affiliate of the Receiving Party and such Party is not involved in any manner with the provision of services pursuant to this Agreement and does not have any direct or indirect access to the Proprietary Information; or
- 22.2.5 Is disclosed to a Third Party by the Disclosing Party without similar restrictions on such Third Party's rights; or
- 22.2.6 Is approved for release by written authorization of the Disclosing Party, but only to the extent of the authorization granted; or
- 22.2.7 Is required to be made public or disclosed by the Receiving Party pursuant to Applicable Law or regulation or court order or lawful process.

23.0 Intervening Law

- 23.1 This Agreement is the result of negotiations between the Parties and may incorporate certain provisions that resulted from arbitration by the appropriate state Commission(s). In entering into this Agreement and any Amendments to such Agreement and carrying out the provisions herein, neither Party waives, but instead expressly reserves, all of its rights, remedies and arguments with respect to any orders, decisions, legislation or proceedings and any remands thereof and any other federal or state regulatory, legislative or judicial action(s) which the Parties have not yet fully incorporated into this Agreement or which may be the subject of further review. If any action by any state or federal regulatory or legislative body or court of competent jurisdiction invalidates, modifies, or stays the enforcement of laws or regulations that were the basis or rationale for any rate(s), term(s) and/or condition(s) ("Provisions") of the Agreement and/or otherwise affects the rights or obligations of either Party that are addressed by this Agreement, the Affected Provision(s) shall be immediately invalidated, modified or stayed consistent with the action of the regulatory or legislative body or court of competent jurisdiction upon the written request of either Party in accordance with Section 20.0 above ("Written Notice"). With respect to any Written Notices hereunder, the Parties shall have sixty (60) days from the Written Notice to attempt to reach agreement on appropriate conforming modifications to the Agreement. If the Parties are unable to agree upon the conforming modifications within sixty (60) days from the Written Notice, any disputes between the Parties concerning such actions shall be resolved pursuant to the dispute resolution process provided for in this Agreement.

24.0 Governing Law

- 24.1 Unless otherwise provided by Applicable Law, this Agreement shall be governed by and construed in accordance with the Act, the FCC Rules and Regulations interpreting the Act and other applicable federal law. To the extent that federal law would apply state law in interpreting this Agreement, the domestic laws of the state in which the Interconnection Services at issue are furnished or sought shall apply, without regard to that state's conflict of laws principles. The Parties submit to personal jurisdiction (as appropriate) in Birmingham, Alabama; Little Rock, Arkansas; San Francisco, California; New Haven, Connecticut; Miami, Florida; Atlanta, Georgia; Louisville, Kentucky; New Orleans, Louisiana; Chicago, Illinois; Indianapolis, Indiana; Topeka, Kansas; Detroit, Michigan; Jackson, Mississippi; St. Louis, Missouri; Reno, Nevada; Charlotte, North Carolina; Columbus, Ohio; Oklahoma City, Oklahoma; Columbia, South Carolina; Nashville, Tennessee; Dallas, Texas and Milwaukee, Wisconsin, and waive any and all objection to any such venue. Proper venue shall be in the city located in the state whose laws apply to the dispute.

25.0 Regulatory Approval

- 25.1 The Parties understand and agree that this Agreement and any amendment or modification hereto will be filed with the Commission for approval in accordance with Section 252 of the Act and may thereafter be filed with the FCC. The Parties believe in good faith and agree that the services to be provided under this Agreement are in the public interest. Each Party covenants and agrees to fully support approval of this Agreement by the Commission or the FCC under Section 252 of the Act without modification.

26.0 Changes in End User Local Exchange Service Provider Selection

- 26.1 Each Party will abide by applicable federal and state laws and regulations in obtaining End User authorization prior to changing an End User's Local Exchange Carrier to itself and in assuming responsibility for any applicable charges as specified in the FCC's rules regarding Subscriber Carrier Selection Changes (47 CFR 64.1100 through 64.1170), and any applicable state regulation and in the case of **AT&T CONNECTICUT** only, tariff obligations. Each Party shall retain on file all applicable letters and other documentation of authorization relating to its End User's selection of such Party as its LEC, which documentation shall be available for inspection by the other Party at its request during normal business hours and at no charge.
- 26.2 Only an End User can initiate a challenge to a change in its LEC. If an End User notifies one Party that the End User requests local Exchange Service, and the other Party is such End User's LEC, then the Party receiving such request shall be free to immediately access such End User's CPNI subject to the requirements of Attachment 07 – Operations Support Systems (OSS) restricting access to CPNI in order to immediately provide service to such End User.
- 26.3 When an End User changes or withdraws authorization from its LEC, each Party shall release End User-specific facilities belonging to the ILEC in accordance with the End User's direction or that of the End User's authorized agent. Further, when an End User abandons its premise (that is, its place of business or domicile), **AT&T-22STATE** is free to reclaim the 251(c)(3) UNE facilities for use by another End User and is free to issue service orders required to reclaim such facilities.
- 26.4 When an End User of CLEC elects to discontinue service and to transfer service to another Local Exchange Carrier, including **AT&T-22STATE**, **AT&T-22STATE** shall have the right to reuse the facilities provided to CLEC, regardless of whether those facilities are provided as network elements or as part of a resold service, and regardless of whether the End User served with such facilities has paid all charges to CLEC or has been denied service for nonpayment or otherwise. **AT&T-22STATE** will notify CLEC that such a request has been processed after the disconnect order has been completed.
- 26.5 Neither Party shall be obligated by this Agreement to investigate any allegations of unauthorized changes in local Exchange Service (slamming) at the request of the other Party; provided, however, that each Party shall cooperate with any investigation of a complaint alleging an unauthorized change in local Exchange Service at the request of the FCC or the applicable state Commission.

27.0 Compliance and Certification

- 27.1 Each Party shall comply at its own expense with all Applicable Laws that relate to that Party's obligations to the other Party under this Agreement. Nothing in this Agreement shall be construed as requiring or permitting either Party to contravene any mandatory requirement of Applicable Law.
- 27.2 Each Party warrants that it has obtained all necessary state certification required in each state covered by this Agreement prior to ordering any Interconnection Services from the other Party pursuant to this Agreement. Upon request, each Party shall provide proof of certification.
- 27.3 Each Party shall be responsible for obtaining and keeping in effect all approvals from, and rights granted by, Governmental Authorities, building and property owners, other carriers, and any other Third Parties that may be required in connection with the performance of its obligations under this Agreement.

- 27.4 Each Party represents and warrants that any equipment, facilities or services provided to the other Party under this Agreement comply with the CALEA.

28.0 Law Enforcement

- 28.1 **AT&T-22STATE** and CLEC shall reasonably cooperate with the other Party in handling law enforcement requests as follows:

28.1.1 Intercept Devices:

28.1.1.1 Local and federal law enforcement agencies periodically request information or assistance from local telephone service providers. When either Party receives a request associated with an End User of the other Party, it shall refer such request to the Party that serves such End User, unless the request directs the receiving Party to attach a pen register, trap-and-trace or form of intercept on the Party's facilities, in which case that Party shall comply with any valid request.

28.1.2 Subpoenas:

28.1.2.1 If a Party receives a subpoena for information concerning an End User the Party knows to be an End User of the other Party, it shall refer the subpoena to the Requesting Party with an indication that the other Party is the responsible company, unless the subpoena requests records for a period of time during which the receiving Party was the End User's service provider, in which case that Party will respond to any valid request.

28.1.3 Emergencies:

28.1.3.1 If a Party receives a request from a law enforcement agency for a temporary number change, temporary disconnect, or one-way denial of outbound calls by the receiving Party's switch for an End User of the other Party, that Receiving Party will comply with a valid emergency request. However, neither Party shall be held liable for any claims or Losses alleged by the other Party's End Users arising from compliance with such requests on behalf of the other Party's End User and the Party serving such End User agrees to indemnify and hold the other Party harmless against any and all such claims or Losses.

- 28.2 Each of the Parties agree to comply with the applicable state and federal law enforcement authorities, laws, and requirements, including but not limited to, the Communications Assistance for Law Enforcement Act (CALEA) and to report to applicable State and Federal law enforcement authorities as required by law.

29.0 Relationship of the Parties/Independent Contractor

- 29.1 Each Party is an independent contractor, and has and hereby retains the right to exercise full control of and supervision over its own performance of its obligations under this Agreement and retains full control over the employment, direction, compensation and discharge of its employees assisting in the performance of such obligations. Each Party and each Party's contractor(s) shall be solely responsible for all matters relating to payment of such employees, including the withholding or payment of all applicable federal, state and local income taxes, social security taxes and other payroll taxes with respect to its employees, as well as any taxes, contributions or other obligations imposed by applicable state unemployment or workers' compensation acts and all other regulations governing such matters. Each Party has sole authority and responsibility to hire, fire and otherwise control its employees.

- 29.2 Nothing contained herein shall constitute the Parties as joint venturers, partners, employees or agents of one another, and neither Party shall have the right or power to bind or obligate the other. Nothing herein will be construed as making either Party responsible or liable for the obligations and undertakings of the other Party. Except for provisions herein expressly authorizing a Party to act for another, nothing in this Agreement shall constitute a Party as a legal representative or agent of the other Party, nor shall a Party have the right or authority to assume, create or incur any liability or any obligation of any kind, express or implied, against or in the name or on behalf of the

other Party unless otherwise expressly permitted by such other Party. Except as otherwise expressly provided in this Agreement, no Party undertakes to perform any obligation of the other Party, whether regulatory or contractual, or to assume any responsibility for the management of the other Party's business.

30.0 No Third Party Beneficiaries; Disclaimer of Agency

- 30.1 This Agreement is for the sole benefit of the Parties and their permitted assigns, and nothing herein expressed or implied shall create or be construed to create any Third Party beneficiary rights hereunder. This Agreement shall not provide any Person not a Party hereto with any remedy, claim, liability, reimbursement, cause of action, or other right in excess of those existing without reference hereto.

31.0 Subcontracting

- 31.1 If either Party retains or engages any subcontractor to perform any of that Party's obligations under this Agreement, each Party will remain fully responsible for the performance of this Agreement in accordance with its terms, including any obligations either Party performs through subcontractors.
- 31.2 Each Party will be solely responsible for payments due that Party's subcontractors.
- 31.3 No subcontractor will be deemed a Third Party beneficiary for any purposes under this Agreement.
- 31.4 No contract, subcontract or other agreement entered into by either Party with any Third Party in connection with the provision of Interconnection Services hereunder will provide for any indemnity, guarantee or assumption of liability by the other Party to this Agreement with respect to such arrangement, except as consented to in writing by the other Party.
- 31.5 Any subcontractor that gains access to Customer Proprietary Network Information (CPNI) or Proprietary Information covered by this Agreement shall be required by the subcontracting Party to protect such CPNI or Proprietary Information to the same extent the subcontracting Party is required to protect such CPNI or Proprietary Information under the terms of this Agreement.

32.0 Responsibility for Environmental Contamination

- 32.1 Each Party shall be solely responsible at its own expense for the proper handling, use, removal, excavation, storage, treatment, transport, disposal, or any other management by such Party or any person acting on its behalf of all Hazardous Substances and Environmental Hazards introduced to the affected work location and will perform such activities in accordance with Applicable Law. "Hazardous Substances" means (i) any material or substance that is defined or classified as a hazardous substance, hazardous waste, hazardous material, hazardous chemical, pollutant, or contaminant under any federal, state, or local environmental statute, rule, regulation, ordinance or other Applicable Law dealing with the protection of human health or the environment, (ii) petroleum, oil, gasoline, natural gas, fuel oil, motor oil, waste oil, diesel fuel, jet fuel, and other petroleum hydrocarbons, or (iii) asbestos and asbestos containing material in any form, and (iv) any soil, groundwater, air, or other media contaminated with any of the materials or substances described above. "Environmental Hazard" means (i) the presence of petroleum vapors or other gases in hazardous concentrations in a manhole or other confined space, or conditions reasonably likely to give rise to such concentrations, (ii) asbestos containing materials, or (iii) any potential hazard that would not be obvious to an individual entering the work location or detectable using work practices standard in the industry.
- 32.2 Notwithstanding anything to the contrary in this Agreement and to the fullest extent permitted by Applicable Law, **AT&T-22STATE** shall, at CLEC's request, indemnify, defend, and hold harmless CLEC, each of its officers, directors and employees from and against any losses, damages, costs, fines, penalties and expenses (including reasonable attorneys and consultant's fees) of every kind and nature to the extent they are incurred by any of those parties in connection with a claim, demand, suit, or proceeding for damages, penalties, contribution, injunction, or any other kind of relief that is based upon, arises out of, is caused by, or results from: (i) the removal or disposal from the work location of a Hazardous Substance by **AT&T-22STATE** or any person acting on behalf of **AT&T-22STATE**, or the subsequent storage, processing, or other handling of such Hazardous Substances after they have been removed from the work location, (ii) the Release of a Hazardous Substance, regardless of its source, by **AT&T-22STATE** or

any person acting on behalf of **AT&T-22STATE**, or (iii) the presence at the work location of an Environmental Hazard for which **AT&T-22STATE** is responsible under Applicable Law or a Hazardous Substance introduced into the work location by **AT&T-22STATE** or any person acting on behalf of **AT&T-22STATE**.

- 32.3 Notwithstanding anything to the contrary in this Agreement and to the fullest extent permitted by Applicable Law, CLEC shall, at **AT&T-22STATE**'s request, indemnify, defend, and hold harmless **AT&T-22STATE**, each of its officers, directors and employees from and against any losses, damages, costs, fines, penalties and expenses (including reasonable attorney's and consultant's fees) of every kind and nature to the extent they are incurred by any of those parties in connection with a claim, demand, suit, or proceeding for damages, penalties, contribution, injunction, or any other kind of relief that is based upon, arises out of, is caused by, or results from: (i) the removal or disposal of a Hazardous Substance from the work location by CLEC or any person acting on behalf of CLEC, or the subsequent storage, processing, or other handling of such Hazardous Substances after they have been removed from the work location, (ii) the Release of a Hazardous Substance, regardless of its source, by CLEC or any person acting on behalf of CLEC, or (iii) the presence at the work location of an Environmental Hazard for which CLEC is responsible under Applicable Law or a Hazardous Substance introduced into the work location by CLEC or any person acting on behalf of CLEC.

33.0 Force Majeure

- 33.1 No Party shall be responsible for delays or failures in performance of any part of this Agreement (other than an obligation to make monetary payments) resulting from a "Force Majeure Event" or any Delaying Event caused by the other Party or any other circumstances beyond the Party's reasonable control. A "Force Majeure Event" is defined as acts or occurrences beyond the reasonable control of a Party or the Parties, including acts of nature, acts of civil or military authority, any law, order, regulation, ordinance of any Governmental Authority, embargoes, epidemics, terrorist acts, riots, insurrections, fires, explosions, earthquakes, nuclear accidents, hurricanes, floods, labor difficulties, including without limitation, strikes, slowdowns, picketing, boycotts or other work stoppages, equipment failures, cable cuts, power blackouts, volcanic action, other major environmental disturbances, unusually severe weather conditions, inability to secure products or services of other persons or transportation facilities or acts or omissions of transportation carriers, individually and collectively a Force Majeure Event. If a Force Majeure Event shall occur, the Party affected shall give notice to the other Party of such Force Majeure Event within a reasonable period of time following such an event specifying the nature, date of inception and expected duration of such Force Majeure Event, whereupon such obligation or performance shall be suspended to the extent such Party is affected by such Force Majeure Event during the continuance thereof or be excused from such performance depending on the nature, severity and duration of such Force Majeure Event (and the other Party shall likewise be excused from performance of its obligations to the extent such Party's obligations relate to the performance so interfered with). The affected Party shall use its reasonable efforts to avoid or remove the cause of nonperformance and the Parties shall give like Notice and proceed to perform with dispatch once the causes are removed or cease.

34.0 Taxes

- 34.1 Except as otherwise provided in this Section 34.0, with respect to any purchase of products or services under this Agreement, if any Tax is required or permitted by Applicable Law to be billed to and/or collected from the purchasing Party by the providing Party, then: (i) the providing Party shall have the right to bill the purchasing Party for such Tax; (ii) the purchasing Party shall pay such Tax to the providing Party; and (iii) the providing Party shall pay or remit such Tax to the respective Governmental Authority. Whenever possible, Taxes shall be billed as a separate item on the invoice; provided, however, that failure to include Taxes on an invoice or to state a Tax separately shall not impair the obligation of the purchasing Party to pay any Tax. Nothing shall prevent the providing Party from paying any Tax to the appropriate Governmental Authority prior to the time: (i) it bills the purchasing Party for such Tax, or (ii) it collects the Tax from the purchasing Party. If the providing Party fails to bill the purchasing Party for a Tax at the time of billing the products or services to which the Tax relates, then, as between the providing Party and the purchasing Party, the providing Party shall be liable for any penalties or interest thereon. However, if the purchasing Party fails to pay any Tax properly billed by the providing Party, then, as between the providing Party and the purchasing Party, the purchasing Party shall be solely responsible for payment of the Tax and any penalties or interest thereon.

Subject to the provisions of this Section 34.0 governing contests of disputed Taxes, the purchasing Party shall be liable for and the providing Party may collect from the purchasing Party any Tax, including any interest or penalties for which the purchasing Party would be liable under this subsection, which is assessed or collected by the respective Governmental Authority; provided, however, that the providing Party notifies the purchasing Party of such assessment or collection within the earlier of (i) sixty (60) calendar days following the running of the applicable statute of limitations period for assessment or collection of such Tax, including extensions, or (ii) six (6) years following the purchasing Party's payment for the products or services to which such Tax relates.

- 34.2 With respect to any purchase under this Agreement of products or services that are resold by the purchasing Party to a Third Party or used as a component part of or integrated into a product or service sold to a Third Party, if any Tax is imposed on or with respect to such sale by the purchasing Party, the purchasing Party shall pay or remit such Tax to the respective Governmental Authority. If the purchasing Party fails to pay or remit any Tax as required by Applicable Law, then, as between the providing Party and the purchasing Party, the purchasing Party shall remain liable for such Tax and any interest and penalties thereon. Notwithstanding any other provision of this Agreement, the purchasing Party agrees to protect, indemnify and hold harmless (and defend at the purchasing Party's expense) the providing Party from and against any Tax, any interest or penalties thereon, and any costs or expenses (including attorney fees) incurred by the providing Party as a result of any claim asserted or actions taken by the respective Governmental Authority to assess against or collect from the providing Party any Tax related to any sale by the purchasing Party to a third Party.
- 34.3 To the extent a purchase of products or services under this Agreement is claimed by the purchasing Party to be for resale or otherwise exempt from a Tax, the purchasing Party shall furnish to the providing Party an exemption certificate in the form prescribed by the providing Party and any other information or documentation required by Applicable Law or the respective Governmental Authority. Prior to receiving such exemption certificate and any such other required information or documentation, the Providing Party shall have the right to bill, and the Purchasing Party shall pay, Tax on any products or services furnished hereunder as if no exemption were available, subject to the right of the Purchasing Party to pursue a claim for credit or refund of any such Tax pursuant to the provisions of this Section 34.0 and the remedies available under Applicable Law. If it is the position of the purchasing Party that Applicable Law exempts or excludes a purchase of products or services under this Agreement from a Tax, or that the Tax otherwise does not apply to such a purchase, but Applicable Law does not also provide a specific procedure for claiming such exemption or exclusion or for the purchaser to contest the application of the Tax directly with the respective Governmental Authority prior to payment, then the providing Party may in its discretion agree not to bill and/or not to require payment of such Tax by the purchasing Party, provided that the purchasing Party (i) furnishes the providing Party with any exemption certificate requested by and in the form prescribed by the providing Party, (ii) furnishes the providing Party with a letter signed by an officer of the purchasing Party setting forth the basis of the purchasing Party's position under Applicable Law; and (iii) furnishes the providing Party with an indemnification agreement, reasonably acceptable to the providing Party, which holds the providing Party harmless from any Tax, interest, penalties, loss, cost or expenses (including attorney fees) that may be incurred by the providing Party in connection with any claim asserted or actions taken by the respective Governmental Authority to assess or collect such Tax from the providing Party.
- 34.4 To the extent permitted by and pursuant to Applicable Law, and subject to the provisions of this Section 34.0, the purchasing Party shall have the right to contest with the respective Governmental Authority, or if necessary under Applicable Law to have the providing Party contest (in either case at the purchasing Party's expense) any Tax that the purchasing Party asserts is not applicable, from which it claims an exemption or exclusion, or which it claims to have paid in error; provided, however, that (i) the purchasing Party shall ensure that no lien is attached to any asset of the providing Party as a result of any contest of a disputed Tax; (ii) with respect to any Tax that could be assessed against or collected from the providing Party by the respective Governmental Authority, the providing Party shall retain the right to determine the manner of contesting such disputed Tax, including but not limited to a decision that the disputed Tax will be contested by pursuing a claim for credit or refund; (iii) except to the extent that the providing Party has agreed pursuant to this Section 34.0 not to bill and/or not to require payment of such Tax by the purchasing Party pending the outcome of such contest, the purchasing Party pays any such Tax previously billed by the

providing Party and continues paying such Tax as billed by the providing Party pending the outcome of such contest. In the event that a disputed Tax is to be contested by pursuing a claim for credit or refund, if requested in writing by the purchasing Party, the providing Party shall facilitate such contest (i) by assigning to the purchasing Party its right to claim a credit or refund, if such an assignment is permitted under Applicable Law; or (ii) if an assignment is not permitted, by filing and pursuing the claim on behalf of the purchasing Party but at the purchasing Party's expense. Except as otherwise expressly provided in this Section 34.0, nothing in this Agreement shall be construed to impair, limit, restrict or otherwise affect the right of the providing Party to contest a Tax that could be assessed against or collected from it by the respective Governmental Authority. With respect to any contest of a disputed Tax resulting in a refund, credit or other recovery, as between the purchasing Party and the providing Party, the purchasing Party shall be entitled to the amount that it previously paid, plus any applicable interest allowed on the recovery that is attributable to such amount, and the providing Party shall be entitled to all other amounts.

- 34.5 If either Party is audited by or on behalf of a Governmental Authority with respect to a Tax, and in any contest of a Tax by either Party, the other Party shall cooperate fully and timely by providing records, testimony and such additional information or assistance as may reasonably be necessary to expeditiously resolve the audit or pursue the contest.
- 34.6 All Notices, affidavits, exemption certificates or other communications required or permitted to be given by either Party to the other under this Section 34.0 shall be sent in accordance with Section 20.0 above hereof.
- 34.7 Municipal fees CLEC acknowledges and agrees that it is required to comply with Chapter 283 of the Texas Local Government Code, as it may be amended from time to time, and the reporting and compensation requirements of Subchapter R of the P.U.C. Substantive Rules – Chapter 26, Applicable to Telecommunications Service Providers, as they may be amended from time to time. With respect to municipal fees charged pursuant to Chapter 283, Tex. Loc. Gov't Code, CLEC agrees that it will directly report its access lines to the Texas Public Utility Commission, will remit the related payments to municipalities, and will otherwise comply with Chapter 283 and applicable P.U.C rules, as they may be amended from time to time. CLEC agrees that its failure to comply with all chapter 283 requirements, including any failure to provide **AT&T-22STATE** with a valid Adequate Proof Agreement acknowledging CLEC's obligation to pay Municipal Fees within thirty (30) days of **AT&T-22STATE**'s request, shall be considered a material breach of this Agreement and shall entitle **AT&T-22STATE** to any and all remedies provided elsewhere in this Agreement for such a breach, including, but not limited to suspension of all order processing (other than disconnect orders).

35.0 Non Waiver

- 35.1 Except as otherwise specified in this Agreement, no waiver of any provision of this Agreement and no consent to any default under this Agreement shall be effective unless the same is in writing and properly executed by or on behalf of the Party against whom such waiver or consent is claimed. Waiver by either Party of any default by the other Party shall not be deemed a waiver of any other default. Failure of either Party to insist on performance of any term or condition of this Agreement or to exercise any right or privilege hereunder shall not be construed as a continuing or future waiver of such term, condition, right or privilege. No course of dealing or failure of any Party to strictly enforce any term, right, or condition of this Agreement in any instance shall be construed as a general waiver or relinquishment of such term, right or condition.

36.0 Network Maintenance and Management

- 36.1 The Parties will work cooperatively to implement this Agreement. The Parties will exchange appropriate information (for example, maintenance contact numbers, network information, information required to comply with law enforcement and other security agencies of the government, escalation processes, etc.) to achieve this desired result.
- 36.2 Each Party will administer its network to ensure acceptable service levels to all users of its network services. Service levels are generally considered acceptable only when End Users are able to establish connections with little or no

delay encountered in the network. Each Party will provide a 24-hour contact number for Network Traffic Management issues to the other's surveillance management center.

- 36.3 Each Party maintains the right to implement protective network traffic management controls, such as "cancel to", "call gapping" or seven (7)-digit and ten (10)-digit code gaps, to selectively cancel the completion of traffic over its network, including traffic destined for the other Party's network, when required to protect the public-switched network from congestion as a result of occurrences such as facility failures, switch congestion or failure or focused overload. Each Party shall immediately notify the other Party of any protective control action planned or executed.
- 36.4 Where the capability exists, originating or terminating traffic reroutes may be implemented by either Party to temporarily relieve network congestion due to facility failures or abnormal calling patterns. Reroutes shall not be used to circumvent normal trunk servicing. Expansive controls shall be used only when mutually agreed to by the Parties.
- 36.5 The Parties shall cooperate and share pre-planning information regarding cross-network call-ins expected to generate large or focused temporary increases in call volumes to prevent or mitigate the impact of these events on the public-switched network, including any disruption or loss of service to the other Party's End Users. Facsimile (FAX) numbers must be exchanged by the Parties to facilitate event notifications for planned mass calling events.
- 36.6 Neither Party shall use any Interconnection Service provided under this Agreement or any other service related thereto or used in combination therewith in any manner that interferes with or impairs service over any facilities of **AT&T-22STATE**, its affiliated companies or other connecting telecommunications carriers, prevents any carrier from using its Telecommunications Service, impairs the quality or the privacy of Telecommunications Service to other carriers or to either Party's End Users, causes hazards to either Party's personnel or the public, damage to either Party's or any connecting carrier's facilities or equipment, including any malfunction of ordering or billing systems or equipment. Upon such occurrence either Party may discontinue or refuse service, but only for so long as the other Party is violating this provision. Upon any such violation, either Party shall provide the other Party notice of the violation at the earliest practicable time.

37.0 End User Inquiries

- 37.1 Except as otherwise required by Section 26.1 above, each Party will refer all questions regarding the other Party's services or products directly to the other Party at a telephone number specified by that Party.
- 37.2 Except as otherwise required by Section 26.1 above, each Party will ensure that all of its representatives who receive inquiries regarding the other Party's services:

37.2.1 Direct the callers who inquire about the other Party's services or products to their local service provider.

37.2.2 Do not in any way disparage or discriminate against the other Party or its products or services.

- 37.3 Except as otherwise provided in this Agreement, CLEC shall be the primary point of contact for CLEC's End Users with respect to the services CLEC provides such End Users.
- 37.4 CLEC acknowledges that **AT&T-22STATE** may, upon End User request, provide services directly to such End User similar to those offered to CLEC under this Agreement.

38.0 Expenses

- 38.1 Except as expressly set forth in this Agreement, each Party will be solely responsible for its own expenses involved in all activities related to the matters covered by this Agreement.
- 38.2 **AT&T-22STATE** and CLEC shall each be responsible for one-half (1/2) of expenses payable to a Third Party for Commission fees or other charges (including regulatory fees, reproduction and delivery expense and any costs of notice or publication, but not including attorney's fees) associated with the filing of this Agreement or any amendment to this Agreement.

38.2.1 Prior to the filing of this Agreement and each and every Amendment filed in connection with this Agreement in the State of Nevada, CLEC will submit a check in the amount of \$200.00, payable to Public Utilities Commission of Nevada, to cover its portion of the expenses incurred with filing this Agreement. Upon receipt of CLEC's check, the Agreement will be processed for filing with the Commission.

39.0 Conflict of Interest

39.1 The Parties represent that no employee or agent of either Party has been or will be employed, retained, paid a fee, or otherwise received or will receive any personal compensation or consideration from the other Party, or any of the other Party's employees or agents in connection with the negotiation of this Agreement or any associated documents.

40.0 Survival

40.1 The Parties' obligations under this Agreement which by their nature are intended to continue beyond the termination or expiration of this Agreement shall survive the termination or expiration of this Agreement. Without limiting the general applicability of the foregoing, the following terms and conditions of the General Terms and Conditions are specifically agreed by the Parties to continue beyond the termination or expiration of this Agreement: Section 8.0 above and Section 8.4 above on Termination; 10.6 above on Cash Deposits, Section 10.7 above on Deposit Interest, Section 10.8 above on Drawing on Cash Deposits; Section 11.9 above, Escrow requirements; Sections 11.1 above thru Section 11.6 above on Billing & Payment of Charges; Section 12.0 above on Non Payment and Procedures for Disconnection, Section 14.0 above on Audits, Section 15.0 above on Warranties, Section 17.0 above Indemnity; Section 18.0 above Performance Measures; Section 19.0 above Intellectual Property/License; Section 20.0 above Notices; Section 21.0 above Publicity and Use of Trademarks or Service Marks; Section 22.0 above Confidentiality; 24.0 above Governing Law; Section CALEA Compliance; Section 34.0 above Taxes; Section 35.0 above Non Waivers and Section 42.0 below Amendments and Modifications.

41.0 Scope of Agreement

41.1 This Agreement is intended to describe and enable specific Interconnection and compensation arrangements between the Parties. This Agreement is the arrangement under which the Parties may purchase from each other Interconnection Services. Except as agreed upon in writing, neither Party shall be required to provide the other Party a function, facility, product, service or arrangement described in the Act that is not expressly provided herein.

41.2 Except as specifically contained herein or provided by the FCC or any Commission within its lawful jurisdiction, nothing in this Agreement shall be deemed to affect any access charge arrangement.

42.0 Amendments and Modifications

42.1 Except as otherwise provided for in this Agreement, no provision of this Agreement shall be deemed amended or modified by either Party unless such an amendment or modification is in writing, dated, and signed by an authorized representative of both Parties.

43.0 Authority

43.1 Each of the AT&T-owned ILEC(s) for which this Agreement is executed represents and warrants that it is a corporation or limited partnership duly organized, validly existing and in good standing under the laws of its State of incorporation or formation. Each of the AT&T-owned ILEC(s) for which this Agreement is executed represents and warrants that AT&T Operations, Inc. has full power and authority to execute and deliver this Agreement as agent for that AT&T-owned ILEC. Each of the AT&T-owned ILEC(s) for which this Agreement is executed represents and warrants that it has full power and authority to perform its obligations hereunder.

43.2 CLEC represents and warrants that it is a corporation duly organized, validly existing and in good standing under the laws of the State of Illinois and has full power and authority to execute and deliver this Agreement and to perform its obligations hereunder. CLEC represents and warrants that it has been or will be certified as a LEC by the Commission(s) prior to submitting any orders hereunder and is or will be authorized to provide the

Telecommunications Services contemplated hereunder in the territory contemplated hereunder prior to submission of orders for such Service.

- 43.3 Each Person whose signature appears below represents and warrants that he or she has authority to bind the Party on whose behalf he or she has executed this Agreement.

44.0 Counterparts

- 44.1 This Agreement may be executed in counterparts. Each counterpart shall be considered an original and such counterparts shall together constitute one and the same instrument.

45.0 Entire Agreement

- 45.1 **AT&T-21STATE** Only:

45.1.1 The terms contained in this Agreement and any Attachments, Exhibits, Schedules, and Addenda constitute the entire agreement between the Parties with respect to the subject matter hereof, superseding all prior understandings, proposals and other communications, oral or written between the Parties during the negotiations of this Agreement and through the execution and/or Effective Date of this Agreement. This Agreement shall not operate as or constitute a novation of any agreement or contract between the Parties that predates the execution and/or Effective Date of this Agreement.

- 45.2 **AT&T CONNECTICUT** Only:

45.2.1 The rates, terms and conditions contained in this Agreement and any Attachments, Exhibits, Schedules, Addenda, Commission-approved tariffs and other documents or instruments referred to herein and incorporated into this Agreement by reference constitute the entire agreement between the Parties with respect to the subject matter hereof, superseding all prior understandings, proposals and other communications, oral or written between the Parties pre-dating the execution of this Agreement; provided, however, that none of the rates, terms or conditions of this Agreement shall be construed to apply in any manner to any period prior to the termination and/or expiration date of any agreement that this Agreement replaces. This Agreement shall not operate as or constitute a novation of any agreement or contract between the Parties that predates the execution and/or Effective Date of this Agreement.



General Terms and Conditions/AT&T-22STATE

Signature Page 1 of 1

Midwestern Telecommunications, Inc.

Version: 3Q08 – CLEC ICA 1222/08

Midwestern Telecommunications, Inc.

BellSouth Telecommunications, Inc. d/b/a
AT&T Tennessee, Pacific Bell Telephone
Company d/b/a AT&T California, Illinois Bell
Telephone Company d/b/a AT&T Illinois;
Indiana Bell Telephone Company Incorporated
d/b/a AT&T Indiana, Michigan Bell Telephone
Company d/b/a AT&T Michigan, The Ohio Bell
Telephone Company d/b/a AT&T Ohio,
Wisconsin Bell, Inc. d/b/a AT&T Wisconsin by
AT&T Operations, Inc., its authorized agent

By:

Name:

Title:

Date:

[Signature]
Jerry E. Holt
President
5-4-09

By:

Name: Eddie A. Reed, Jr.

Title: Director-Interconnection Agreements

Date:

[Signature]
5-13-09

RESALE OCN

UNE OCN

CALIFORNIA	7996	_____
ILLINOIS	7996	6067
INDIANA	7996	6067
MICHIGAN	7996	6067
OHIO	7996	6067
TENNESSEE	_____	_____
WISCONSIN	7996	6067

ACNA

MWU



ATTACHMENT 02 - ISP - NETWORK INTERCONNECTION



Table of Contents

1.0	INTRODUCTION	3
2.0	DEFINITIONS.....	3
3.0	NETWORK INTERCONNECTION METHODS	6
4.0	INTERCONNECTION TRUNKING	9
5.0	OUT OF EXCHANGE TRAFFIC	20
6.0	INTERCARRIER COMPENSATION.....	22
7.0	RECORDING	41

1.0 Introduction

- 1.1 This Attachment sets forth terms and conditions for Network Interconnection, Trunking and Inter-carrier Compensation for AT&T-22STATE and CLEC.
- 1.1.1 This Attachment describes the Network Interconnection Methods (NIM) provided by AT&T-22STATE including, the physical architecture for Interconnection of the Parties' facilities and equipment for the transmission and routing of Telephone Exchange Service traffic and Exchange Access traffic between the respective End Users of the Parties pursuant to Section 251(c)(2) of the Act.
- 1.1.2 This Attachment describes the trunking requirements of CLEC and AT&T-22STATE. Any references to incoming and outgoing trunk groups are from the perspective of CLEC. Described herein are the required and optional trunk groups for Section 251(b)(5) Traffic, ISP-Bound Traffic, IntraLATA Toll Traffic, IXC carried Meet Point Traffic, Third Party Traffic, Mass Calling, E911, Operator Services and Directory Assistance Traffic. Requirements associated with Out of Exchange Traffic are also included.
- 1.1.3 Inter-carrier Compensation arrangements for inter-carrier Telecommunications traffic exchanged between AT&T-22STATE and CLEC, are provided for within this Agreement.
- 1.1.3.1 In AT&T-13STATE, the Inter-carrier Compensation provisions of this Attachment apply to Telecommunications traffic originated and terminated between the Parties over each Party's own facilities (Section 251(b)(5) Traffic, ISP-Bound Traffic, Optional EAS Traffic (also known as "Optional Calling Area Traffic")) or originated by CLEC over local circuit switching purchased by CLEC from AT&T-13STATE on a wholesale basis (non-resale) in a separate agreement and used in providing wireline local telephone exchange (dial tone) service to its End Users (Wholesale Local Switching Traffic).
- 1.1.3.2 In the AT&T SOUTHEAST REGION 9-STATE region, the Inter-carrier Compensation provisions of this Attachment apply to Telecommunications traffic originated and terminated between the Parties over each Party's own facilities only (Section 251(b)(5) Traffic, ISP-Bound Traffic, Optional EAS Traffic (also known as "Optional Calling Area Traffic)).
- 1.1.4 AT&T-22STATE will provide Recording, Message Processing and message detail services to a Facility-Based Provider. The terms and conditions under this Attachment will also apply when the Facility-Based Provider is the Recording Company.

2.0 Definitions

- 2.1 "Network Interconnection Methods (NIMs)" mean, but are not limited to, Physical Collocation, Virtual Collocation, Fiber Meet Point; and other technically feasible methods of obtaining Interconnection which is incorporated into the Interconnection Agreement by amendment. One or more of these methods must be used to effect the Interconnection pursuant to Section 251(c)(2) of the Act.
- 2.2 "Access Tandem Switch" is a switching machine within the Public Switched Telecommunications Network (PSTN) that is used to connect and switch trunk circuits between and among End Office Switches for IXC carried traffic and IntraLATA Toll Traffic as designed and used in some regions as well as switching Section 251(b)(5) Traffic and ISP-Bound Traffic as designed and used in some regions.
-

- 2.3 "Access Usage Record (AUR)" is a message Record which contains the usage measurement reflecting the service feature group, duration and time of day for a message and is subsequently used to bill access to IXC's.
- 2.4 "Assembly and Editing" means the aggregation of recorded customer message details to create individual message Records and the verification that all necessary information required ensuring all individual message Records meet industry specifications is present.
- 2.5 "Billing Company" is the company that bills End Users for the charges incurred in transported calls.
- 2.6 "Billable Message" is a message Record containing details of a completed transported call which is used to bill an End User.
- 2.7 "Data Transmission" is the forwarding of Billable Message detail and/or AUR detail in EMI format over a mutually agreed upon medium to the appropriate Billing Company.
- 2.8 "Interexchange Carrier (IXC) Transported" are Telecommunications Services provided by an IXC or traffic transported by facilities belonging to an IXC.
- 2.9 "IntraLATA Toll Trunk Group" is a trunk group carrying only non-IXC carried IntraLATA Toll Traffic.
- 2.10 "ISP-Bound Traffic" is as defined in Section 6.3.1 below.
- 2.11 "Local/Access Tandem Switch" is a switching machine within the PSTN that is used to connect and switch trunk circuits between and among other Central Office Switches for Section 251(b)(5)/IntraLATA Toll Traffic and IXC-carried traffic.
- 2.12 "Local Interconnection Trunk Groups" are trunks used to carry Section 251(b)(5)/IntraLATA Toll Traffic between CLEC End Users and AT&T-22STATE End Users. Local Interconnection Trunk Groups are established according to Telcordia Technical Reference GR 317-CORE.
- 2.12.1 They are established and used as two-way trunk groups in AT&T-12STATE.
- 2.12.2 They are established and used as one-way trunk groups in AT&T CONNECTICUT.
- 2.12.3 They may be established and used as either one-way or two-way (upon mutual agreement) trunk groups in AT&T SOUTHEAST REGION 9-STATE.
- 2.13 "Local/IntraLATA Tandem Switch" is a switching machine within the PSTN that is used to connect and switch trunk circuits between and among subtending End Office Switches for Section 251(b)(5)/IntraLATA Toll Traffic.
- 2.14 "Local Only Tandem Switch" is a switching machine within the PSTN that is used to connect and switch trunk circuits between and among other End Office Switches for Section 251(b)(5) and ISP-Bound Traffic.
- 2.15 "Local Only Trunk Groups" are trunk groups used to carry Section 251(b)(5) and ISP-Bound Traffic only.
- 2.16 "Local Tandem" is any Local Only, Local/IntraLATA, Local/Access or Access Tandem Switch serving a particular local calling area.
- 2.17 "Meet Point Trunk Group" (AT&T-13STATE only) is a trunk group which carries traffic between the CLEC's End Users and IXCs via AT&T-13STATE Access or Local/Access Tandem Switches.
- 2.18 "Message Processing" is the creation of individual EMI formatted Billable Message detail Records from individual Recordings that reflect specific billing detail for use in billing the End User and/or AURs from
-

individual Recordings that reflect the service feature group, duration and time of day for a message, Carrier Identification Code, among other fields, for use in billing access to the IXC's. Message Processing includes performing CMDS online edits required to ensure message detail and AURs are consistent with CMDS specifications.

- 2.19 "Offers Service" is when CLEC opens an NPA-NXX, ports a CLEC number to serve an End User or pools a block of numbers to serve End Users.
- 2.20 "Out of Exchange LEC (OE-LEC)", for purposes of this Attachment only, means CLEC when it is operating within AT&T-22STATE's incumbent local Exchange Area and also providing Telecommunications Services in another ILEC's incumbent local Exchange Area in the same LATA unless traffic is associated with Commission ordered InterLATA local calling.
- 2.21 "Out of Exchange Traffic" for purposes of this Attachment only, is Section 251(b)(5) Traffic, ISP-Bound Traffic, FX, IntraLATA traffic and/or InterLATA Section 251(b)(5) Traffic exchanged pursuant to an FCC approved or court ordered InterLATA boundary waiver that:
- 2.21.1 Originates from an OE-LEC End User located in another ILEC's incumbent local Exchange Area and terminates to an AT&T-22STATE End User located in an AT&T-22STATE local Exchange Area or;
- 2.21.2 Originates from an AT&T-22STATE End User located in an AT&T-22STATE local Exchange Area and terminates to an OE-LEC End User located in another ILEC's incumbent local Exchange Area.
- 2.22 "Point of Interconnection (POI)" is a point on the AT&T-22STATE network (End Office or Tandem building) where the Parties deliver Section 251(b)(5)/IntraLATA Toll Traffic to each other, and also serves as a demarcation point between the facilities that each Party is responsible to provide.
- 2.23 "Provision of Message Detail" is the sorting of all Billable Message detail and AUR detail by Revenue Accounting Office, Operating Company Number or Service Bureau, splitting of data into packs for invoicing, and loading of data into files for Data Transmission to CLEC for those Records created internally or received from other Local Exchange Carrier Companies or IXCs through AT&T-22STATE's internal network or national CMDS.
- 2.24 "Record" means the logical grouping of information as described in the programs that process information and create the data files.
- 2.25 "Recording" is the creation and storage on a mutually agreed upon medium of the basic billing details of a message in AMA format converted to EMI layout.
- 2.26 "Recording Company" is the company that performs the functions of Recording and Message Processing of IXC transported messages and the Provision of Message Detail.
- 2.27 "Section 251(b)(5) Traffic" is as defined in Section 6.2 below.
- 2.28 "Section 251(b)(5)/IntraLATA Toll Traffic" for purposes of this Attachment means, (i) Section 251(b)(5) Traffic, and/or (ii) ISP-Bound Traffic, and/or (iii) IntraLATA Toll Traffic originating from an End User obtaining local dial tone from either Party where that Party is both the Section 251(b)(5) Traffic and IntraLATA Toll provider.
- 2.29 "Third Party Trunk Group" (AT&T SOUTHEAST REGION 9-STATE only) is a trunk group between CLEC and AT&T SOUTHEAST REGION 9-STATE's Tandem that is designated and utilized to transport Traffic that neither originates with nor terminates to an AT&T SOUTHEAST REGION 9-STATE End User, including
-

interexchange traffic (whether IntraLATA or InterLATA) to/from CLEC End Users and IXC's. All such traffic is collectively referred to as Third Party Traffic.

2.30 "Wholesale Local Switching Traffic" for the purposes of this Attachment, means call usage:

2.30.1 originating from a CLEC End User over local circuit Switching purchased by CLEC from AT&T-13STATE on a wholesale basis and terminating to an AT&T-13STATE End User in the same ILEC Exchange Area as defined by the ILEC Local (or "General") Exchange Tariff or other mandatory local calling area;

2.30.2 originating from an AT&T-13STATE End User and terminating over local switching purchased by CLEC from AT&T-13STATE on a wholesale basis to a CLEC End User in the same ILEC Exchange Area as defined by the ILEC Local (or "General") Exchange Tariff or other mandatory local calling area.

3.0 Network Interconnection Methods

3.1 The Interconnection provided herein may not be used solely for the purpose of originating a Party's own interexchange traffic.

3.2 Network Interconnection Architecture Plan:

3.2.1 AT&T-22STATE's network is partly comprised of End Office Switches, Local Only Tandem Switches (AT&T-10STATE), Local/IntraLATA Tandem Switches, Local/Access Tandem Switches, and Access Tandem Switches. AT&T-22STATE's network architecture in any given local Exchange Area and/or LATA can vary markedly from another local Exchange Area/LATA. Using one or more of the NIMs herein, the Parties will agree to a physical architecture plan for a specific Interconnection area. A physical architecture plan will, at a minimum, include the location of CLEC's switch(es) and AT&T-22STATE's End Office Switch(es) and/or Tandem Switch(es) to be interconnected, the facilities that will connect the two (2) networks and which Party will provide (be financially responsible for) the Interconnection facilities. At the time of implementation in a given local Exchange Area or LATA the plan will be documented and signed by appropriate representatives of the Parties, indicating their mutual agreement to the physical architecture plan.

3.2.2 The Parties may utilize any method of Interconnection described in this Attachment. Unless otherwise specified in this Attachment, each Party is financially responsible for the provisioning of facilities on its side of the negotiated POI(s). Each Party is responsible for the appropriate sizing, operation, and maintenance of the transport facility to its side of the POI(s). The Parties agree to provide sufficient facilities for the trunk groups required in Section 4.0 below for the exchange of traffic between CLEC and AT&T-22STATE.

3.2.2.1 For each NXX code used by either Party, the Party that owns the NXX (or pooled code block) must maintain network facilities (whether owned or leased) used to actively provide, in part, local Telecommunications Service in the geographic area assigned to such NXX code. If either Party uses its NXX Code to provide Foreign Exchange (FX) service to its customers outside of the geographic area assigned to such code, that Party shall be solely responsible to transport traffic between its Foreign Exchange service customers and such code's geographic area.

3.2.3 Types of Points of Interconnection:

- 3.2.3.1 A “Tandem Serving Area (TSA)” is an AT&T-22STATE area defined by the sum of all local calling areas served by AT&T-22STATE End Offices that subtend an AT&T-22STATE Tandem for Section 251(b)(5)/IntraLATA Toll Traffic as defined in the LERG.
- 3.2.3.2 The Parties will interconnect their network facilities at a minimum of one CLEC designated POI within AT&T-22STATE's network in the LATA where CLEC Offers Service.
- 3.2.3.3 A “Single POI” is a single point of Interconnection within a LATA on AT&T-22STATE's network that is established to interconnect AT&T-22STATE's network and CLEC's network for the exchange of Section 251(b)(5)/IntraLATA Toll Traffic.
- 3.2.3.4 The Parties agree that CLEC has the right to choose a Single POI or multiple POIs.
- 3.2.3.5 When CLEC has established a Single POI (or multiple POIs) in a LATA, CLEC agrees to establish an additional POI:
 - 3.2.3.5.1 at an AT&T-22STATE TSA separate from the existing POI arrangement when traffic through the existing POI arrangement to that AT&T-22STATE TSA exceeds twenty-four (24) DS1s at peak over three (3) consecutive months, or
 - 3.2.3.5.2 at an AT&T-22STATE End Office in a local calling area not served by an AT&T-22STATE Tandem for Section 251(b)(5)/IntraLATA Toll Traffic when traffic through the existing POI arrangement to that local calling area exceeds twenty-four (24) DS1s at peak over three (3) consecutive months.
- 3.2.3.6 The additional POI(s) will be established within ninety (90) calendar days of notification that the threshold has been met.
- 3.2.4 A Party seeking to change the physical architecture plan shall provide thirty (30) calendar days advance written Notice of such intent. After Notice is served, the normal project planning process as described in Section 3.0 above will be followed for all physical architecture plan changes.
- 3.2.5 CLEC is solely responsible, including financially, for the facilities that carry OS/DA, E911, Mass Calling, Third Party and Meet Point Trunk Groups.
- 3.2.6 Technical Interfaces
 - 3.2.6.1 The Interconnection facilities provided by each Party shall be formatted using either Alternate Mark Inversion (AMI) line code with Superframe format framing or Bipolar 8-Zero Substitution with Extended Superframe (B8ZS ESF) format framing or any mutually agreeable line coding and framing.

3.3 Methods of Interconnection:

- 3.3.1 Physical and Virtual Collocation - Attachment 12 - Collocation describes the terms and conditions for Interconnection via Collocation.

3.3.2 Fiber Meet Point:

- 3.3.2.1 Fiber Meet Point between AT&T-22STATE and CLEC can occur at any mutually agreeable and technically feasible point at an AT&T-22STATE Tandem or End Office building within each LATA.
- 3.3.2.2 When the Parties agree to Interconnect their networks pursuant to the Fiber Meet Point, a single point-to-point linear chain SONET system must be utilized (in a Unidirectional Path Switched Ring (UPSR) software configuration for AT&T SOUTHEAST REGION 9-STATE). Only Local Interconnection Trunk Groups shall be provisioned over this jointly provided facility.
- 3.3.2.3 Neither Party will be allowed to access the Data Communications Channel (DCC) of the other Party's Fiber Optic Terminal (FOT). The Fiber Meet Point will be designed so that each Party may, as far as is technically feasible, independently select the transmission, multiplexing, and fiber terminating equipment to be used on its side of the POI(s). The Parties will work cooperatively to achieve equipment and vendor compatibility of the FOT equipment.
- 3.3.2.4 Requirements for Interconnection specifications will be defined in joint engineering planning sessions between the Parties.
- 3.3.2.5 In addition to the semi-annual trunk forecast process, discussed in Section 4.0 below, discussions to provide relief to existing facilities can be initiated by either Party. Actual system augmentations will be initiated only upon mutual agreement. Facilities will be planned to accommodate the verified and agreed upon trunk forecast for the Local Interconnection Trunk Group(s).
- 3.3.2.6 The Parties will negotiate a project service date and corresponding work schedule to construct relief facilities prior to facilities exhaust.
- 3.3.2.7 CLEC will provide fiber cable to the last entrance (or AT&T-22STATE designated) manhole at the AT&T-22STATE Tandem or End Office building. AT&T-22STATE shall make all necessary preparations in the manhole to receive and to allow and enable CLEC to deliver fiber optic facilities into that manhole. CLEC will provide a sufficient length of fiber cable for AT&T-22STATE to pull through to the AT&T-22STATE cable vault. CLEC shall deliver and maintain such strands at its own expense up to the POI. AT&T shall take the fiber from the manhole and terminate it inside AT&T-22STATE's Tandem or End Office building at the cable vault at AT&T-22STATE's expense. In this case, the POI shall be at the AT&T-22STATE designated manhole location. Each Party shall provide its own source for the synchronized timing of its FOT equipment.
- 3.3.2.8 CLEC and AT&T-22STATE will mutually agree on the capacity of the FOT(s) to be utilized based on equivalent DS1s or DS3s. Each Party will also agree upon the optical frequency and wavelength necessary to implement the Interconnection. The Parties will develop and agree upon methods for the capacity planning and management for these facilities, terms and conditions for over provisioning facilities, and the necessary processes to implement facilities as indicated in Section 4.0 below of this document.
- 3.3.2.9 Electrical handoffs for Fiber Meet Point will be at the DS1 or DS3 level. When a DS3 handoff is agreed to by the Parties, AT&T-22STATE will provide any multiplexing

required for DS1 facilities or trunking at its end and CLEC will provide any DS1 multiplexing required for facilities or trunking at its end.

3.4 Responsibilities of the Parties:

- 3.4.1 For each local Interconnection within an AT&T-22STATE area, CLEC shall provide written notice to AT&T-22STATE of the need to establish Interconnection in each local Exchange Area (AT&T SOUTHWEST REGION 5-STATE) or LATA (AT&T MIDWEST REGION 5-STATE, AT&T SOUTHEAST REGION 9-STATE, AT&T WEST REGION 2-STATE and AT&T CONNECTICUT). CLEC shall provide all applicable network information on forms acceptable to AT&T-22STATE (as set forth in AT&T-22STATE's CLEC Handbook, published on the AT&T CLEC OnLine website).
- 3.4.2 Upon receipt of CLEC's Notice to interconnect, the Parties shall schedule a meeting to document the network architecture (including trunking) as discussed in Section 3.2.1 above. The Interconnection Activation Date for an Interconnection shall be established based on then-existing force and load, the scope and complexity of the requested Interconnection and other relevant factors.
- 3.4.3 Either Party may add or remove switches. The Parties shall provide 120 calendar days written Notice to establish such Interconnection; and the terms and conditions of this Attachment will apply to such Interconnection.
- 3.4.4 The Parties recognize that a facility handoff point must be agreed upon to establish the demarcation point for maintenance and provisioning responsibilities for each Party on its side of the POI.

4.0 Interconnection Trunking

4.1 Provisioning and Administration of Trunk Groups:

- 4.1.1 CLEC shall issue ASRs for two-way trunk groups and for one-way trunk groups originating at CLEC's switch. AT&T-22STATE shall issue ASRs for one-way trunk groups originating at the AT&T-22STATE switch.
 - 4.1.2 Trunk groups for ancillary services (e.g., OS/DA, BLVI, High Volume Call In, and E911) and Meet Point or Third Party (as appropriate) Trunk Groups can be established between CLEC's switch and the appropriate AT&T-22STATE Tandem Switch as further provided in this Section 4.0.
 - 4.1.3 Signaling Protocol:
 - 4.1.3.1 SS7 Signaling is AT&T-22STATE's preferred method for signaling. Where MF signaling is currently used, the Parties agree to use their best efforts to convert to SS7. If SS7 services are provided by AT&T-22STATE, they will be provided in accordance with the provisions of the applicable access tariffs.
 - 4.1.3.2 Where MF signaling is currently used, the Parties agree to interconnect their networks using MF or dual tone MF (DTMF) signaling, subject to availability at the End Office Switch or Tandem Switch at which Interconnection occurs. The Parties acknowledge that the use of MF signaling may not be optimal. AT&T-22STATE will not be responsible for correcting any undesirable characteristics, service problems or performance problems that are associated with MF/SS7 inter-working or the signaling protocol required for Interconnection with CLEC employing MF signaling.
-

4.1.4 The number of digits to be exchanged by the Parties shall be ten (10) unless otherwise mutually agreed.

4.1.5 Where available, a trunk group utilization report (TIKI) may be accessed from the AT&T CLEC OnLine website. The report is provided in an MS-Excel format.

4.2 Embedded Base-One-Way trunks (AT&T-12STATE only):

4.2.1 AT&T-12STATE acknowledges that CLEC may have an embedded base of one-way trunks ordered and installed prior to the Effective Date of this Agreement that were used for termination of CLEC's Section 251(b)(5)/IntraLATA Toll Traffic to AT&T-12STATE (Embedded Base). To the extent that CLEC has such an Embedded Base, CLEC shall only augment trunk groups in the Embedded Base with the mutual agreement of the Parties. CLEC shall not order any new one-way trunk groups following the Effective Date of this Agreement. Moreover, the Parties agree that the Embedded Base will be converted to two-way trunk groups under the following circumstances:

4.2.1.1 With reasonable notification from AT&T-12STATE, and upon AT&T-12STATE's request, CLEC shall convert all of its Embedded Base to two-way trunks.

4.2.1.2 At any time an Embedded Base trunk group (either originating or terminating) requires augmentation, AT&T-12STATE can require the associated originating and terminating trunks to be converted to a single two-way trunk group prior to the augmentation.

4.2.1.3 When any network changes are to be performed on a project basis (i.e., central office conversions, tandem re-homes, etc.), upon request and reasonable notice by AT&T-12STATE, CLEC will convert all of its Embedded Base affected by the project within the intervals and due dates required by the project parameters.

4.2.1.4 In addition to the foregoing, CLEC may choose, at any time, to convert its Embedded Base to two-way trunk groups.

4.2.1.5 The Parties will coordinate any trunk group migration, trunk group prioritization, and implementation schedule. AT&T-12STATE agrees to develop a cutover plan within thirty (30) days of notification to CLEC of the need to convert pursuant to Section 4.2.1.1 above and Section 4.2.1.3 above.

4.3 Establishment of Local Only and Local Interconnection Trunk Groups Per Region:

4.3.1 When CLEC Offers Service in a Local Exchange Area or LATA, the following trunk groups described in this Section 4.3 shall be used to transport traffic between CLEC End Users and AT&T-22STATE End Users.

4.3.2 Local Only and Local Interconnection Trunk Group(s) in each Local Exchange Area: AT&T SOUTHWEST REGION 5-STATE. These trunk groups will utilize SS7 where available and multi-frequency (MF) signaling protocol where SS7 is not available.

4.3.2.1 A two-way Local Only Trunk Group shall be established between CLEC's switch and each AT&T SOUTHWEST REGION 5-STATE Local Only Tandem Switch in the local Exchange Area. Inter-Tandem switching is not provided.

4.3.2.2 A two-way Local Interconnection Trunk Group shall be established between CLEC's switch and each AT&T SOUTHWEST REGION 5-STATE Local/IntraLATA Tandem

Switch and each Local/Access Tandem Switch in the local Exchange Area. Inter-Tandem switching is not provided.

- 4.3.2.3 AT&T SOUTHWEST REGION 5-STATE reserves the right to initiate a one-way IntraLATA Trunk Group to CLEC in order to provide Tandem relief when a community of interest is outside the local Exchange Area in which CLEC is interconnected.
- 4.3.2.4 Where traffic from CLEC switch to an AT&T SOUTHWEST REGION 5-STATE End Office is sufficient (24 or more trunks), a Local Interconnection Trunk Group shall also be established to the AT&T SOUTHWEST REGION 5-STATE End Office. Once such trunks are provisioned, traffic from CLEC to AT&T SOUTHWEST REGION 5-STATE must be redirected to route first to the Direct End Office Trunk Group (DEOT) with overflow traffic alternate routed to the appropriate AT&T SOUTHWEST REGION 5-STATE Tandem that switches Section 251(b)(5)/IntraLATA Toll Traffic. If an AT&T SOUTHWEST REGION 5-STATE End Office does not subtend an AT&T SOUTHWEST REGION 5-STATE Tandem that switches Section 251(b)(5)/IntraLATA Toll Traffic, a direct final DEOT will be established by CLEC and there will be no overflow of Section 251(b)(5)/IntraLATA Toll Traffic.
- 4.3.2.5 A Local Interconnection Trunk Group shall be established from CLEC's switch to each AT&T SOUTHWEST REGION 5-STATE End Office in a local Exchange Area that has no Local Tandem. This trunk group shall be established as a direct final.
- 4.3.2.6 When AT&T SOUTHWEST REGION 5-STATE has a separate Local Only Tandem Switch(es) in the local Exchange Area, and a separate Access Tandem Switch that serves the same local Exchange Area, a two-way IntraLATA Toll Trunk Group shall be established to the AT&T SOUTHWEST REGION 5-STATE Access Tandem Switch. In addition a two-way Local Only Trunk Group(s) shall be established from CLEC's switch to each AT&T SOUTHWEST REGION 5-STATE Local Only Tandem Switch.
- 4.3.2.7 Each Party shall deliver to the other Party over the Local Only Trunk Group(s) only such traffic that originates and terminates in the same local exchange area.
- 4.3.3 Local Only and/or Local Interconnection Trunk Group(s) in each LATA: AT&T MIDWEST REGION 5-STATE, AT&T SOUTHEAST REGION 9-STATE, AT&T WEST REGION 2-STATE and AT&T CONNECTICUT.
 - 4.3.3.1 Tandem Trunking – AT&T MIDWEST REGION 5-STATE and AT&T WEST REGION 2-STATE
 - 4.3.3.1.1 Section 251(b)(5) and ISP Bound Traffic shall be routed on Local Only Trunk Groups established at all AT&T MIDWEST REGION 5-STATE and AT&T WEST REGION 2-STATE Local Only Tandems in the LATA for calls destined to or from all AT&T MIDWEST REGION 5-STATE End Offices that subtend the designated Tandem. These trunk groups shall be two-way and will utilize SS7 signaling.
 - 4.3.3.1.2 In AT&T MIDWEST REGION 5-STATE and AT&T WEST REGION 2-STATE all Section 251(b)(5)/IntraLATA Toll Traffic shall be routed on two-way Local Interconnection Trunk Groups using SS7 signaling. These trunk groups shall be established at all Local/IntraLATA and Local/Access

Tandem switches in AT&T MIDWEST REGION 5-STATE and at the Access Tandem Switches in AT&T WEST REGION 2-STATE in the LATA, for calls destined to or from End Offices that subtend each Tandem.

- 4.3.3.1.3 A Local Interconnection Trunk Group shall be established from CLEC's switch to each AT&T MIDWEST REGION 5-STATE and each AT&T WEST REGION 2-STATE End Office in any LATA where the AT&T MIDWEST REGION 5-STATE and AT&T WEST REGION 2-STATE End Office does not subtend an AT&T MIDWEST REGION 5-STATE and AT&T WEST REGION 2-STATE Local Tandem. This trunk group shall be established as a direct final.

4.3.3.2 Tandem Trunking – AT&T CONNECTICUT

- 4.3.3.2.1 Section 251(b)(5)/IntraLATA Toll Traffic shall be routed on Local Interconnection Trunk Groups established at all AT&T CONNECTICUT Access Tandems in the LATA for calls destined to or from all AT&T CONNECTICUT End Offices that subtend the designated Tandem. These trunk groups shall be one-way and will utilize SS7 signaling.

- 4.3.3.2.2 Local Interconnection Trunk Groups in AT&T CONNECTICUT shall be ordered and provisioned as one-way to accommodate billing and technical limitations.

4.3.3.3 Tandem Trunking – AT&T SOUTHEAST REGION 9-STATE

- 4.3.3.3.1 Section 251(b)(5)/IntraLATA Toll Traffic shall be routed on Local Interconnection Trunk Groups established at each AT&T SOUTHEAST REGION 9-STATE Access Tandem in the LATA where CLEC homes its NPA/NXX codes for calls destined to or from all AT&T SOUTHEAST REGION 9-STATE End Offices that subtend the designated Tandem. These trunk groups shall be one-way except where two-way trunks have been mutually agreed and will utilize SS7 signaling. Where CLEC does not interconnect at every Access Tandem switch location in the LATA, CLEC must use Multiple Tandem Access (MTA) to route traffic to End Users through those Tandems within the LATA to which CLEC is not interconnected. To utilize MTA, CLEC must establish Local Interconnection Trunk Groups to a minimum of one (1) Access Tandem within each LATA as required. AT&T SOUTHEAST REGION 9-STATE will route CLEC originated 251(b)(5)/IntraLATA Toll traffic for LATA-wide transport and termination. Compensation for MTA is described in Section 6.2.9 below.

4.3.4 Direct End Office Trunking

- 4.3.4.1 DEOTs transport Section 251(b)(5)/IntraLATA Toll Traffic between CLEC's switch and an AT&T-22STATE End Office and are not switched at a Tandem location. When actual or projected End Office Section 251(b)(5)/IntraLATA Toll Traffic requires twenty-four (24) or more trunks CLEC shall establish the following:

- 4.3.4.1.1 a two-way DEOT in AT&T-12STATE,
4.3.4.1.2 a one-way DEOT in AT&T CONNECTICUT,
-

- 4.3.4.1.3 a one-way DEOT in AT&T SOUTHEAST REGION 9-STATE (except where the parties have agreed to use two-way trunks.)
- 4.3.4.2 Once such trunks are provisioned, traffic from CLEC to AT&T-22STATE must be redirected to route first to the DEOT with overflow traffic alternate routed to the appropriate AT&T-22STATE Tandem that switches Section 251(b)(5)/IntraLATA Toll Traffic. If an AT&T-22STATE End Office does not subtend an AT&T-22STATE Tandem that switches Section 251(b)(5)/IntraLATA Toll Traffic, a direct final DEOT will be established by CLEC and there will be no overflow of Section 251(b)(5)/IntraLATA Toll Traffic.
- 4.3.4.3 All traffic received by AT&T-22STATE on the DEOT from CLEC must terminate in the End Office, i.e. no Tandem switching will be performed in the End Office. Where End Office functionality is provided in a remote End Office switch of a host/remote configuration, CLEC shall establish the DEOT at the host switch.
- 4.3.5 Meet Point Trunk Group: AT&T-13STATE
- 4.3.5.1 IXC carried traffic shall be transported between CLEC's switch and the AT&T-13STATE Access Tandem Switch or Local/Access Tandem Switch over a Meet Point Trunk Group separate from Section 251(b)(5)/IntraLATA Toll Traffic. The Meet Point Trunk Group will be established for the transmission and routing of exchange access traffic between CLEC's End Users and IXCs via an AT&T-13STATE Access Tandem Switch or Local/Access Tandem Switch.
- 4.3.5.2 Meet Point Trunk Groups shall be provisioned as two-way, and each Party is responsible for delivering traffic utilizing SS7 signaling, except MF signaling will be used on a separate Meet Point Trunk Group to complete originating calls to switched access customers that use MF FGD signaling protocol.
- 4.3.5.3 When AT&T-13STATE has more than one Access or Local/Access Tandem Switch in a local exchange area or LATA, CLEC shall establish a Meet Point Trunk Group to every AT&T-13STATE Access or Local/Access Tandem Switch where CLEC has homed its NXX code(s) or is the code holder of a pooled code block.
- 4.3.5.4 AT&T-13STATE will not block switched access traffic delivered to any AT&T-13STATE Access Tandem Switch or Local/Access Tandem Switch for completion on CLEC's network. The Parties understand and agree that Meet Point trunking arrangements are available and functional only to/from switched access customers who directly connect with any AT&T-13STATE Access Tandem Switch or Local/Access Tandem Switch that CLEC's switch subtends in each LATA. In no event will AT&T-13STATE be required to route such traffic through more than one of its Tandem Switches for connection to/from switched access customers. AT&T-13STATE shall have no responsibility to ensure that any switched access customer will accept traffic that CLEC directs to the switched access customer.
- 4.3.5.5 CLEC shall provide all SS7 signaling information including, without limitation, charge number and originating line information (OLI). For terminating FGD, AT&T-13STATE will pass all SS7 signaling information including, without limitation, Calling Party Number (CPN) if it receives CPN from FGD carriers. All privacy indicators will be honored. Where available, network signaling information such as transit network selection (TNS)
-

parameter, carrier identification codes (CIC) (CCS platform) and CIC/OZZ information (non SS7 environment) will be provided by CLEC wherever such information is needed for call routing or billing. The Parties will follow all Ordering and Billing Forum (OBF) adopted standards pertaining to TNS and CIC/OZZ codes.

- 4.3.5.6 Notwithstanding anything to the contrary in this Agreement, all Switched Access Traffic shall be delivered to the terminating Party over feature group access trunks per the terminating Party's access tariff(s).

4.3.6 Third Party Trunk Group: AT&T SOUTHEAST REGION 9-STATE

- 4.3.6.1 Third Party Traffic trunks shall be two-way trunks and must be ordered by CLEC to deliver and receive Third Party Traffic. Establishing Third Party Traffic trunks at Access and Local Tandems provides Intra-Tandem Access to the Third Party also interconnected at those Tandems. CLEC shall be responsible for all recurring and nonrecurring charges associated with Third Party Traffic trunks and facilities.

4.3.7 800/(8YY) Traffic: AT&T-22STATE

- 4.3.7.1 If CLEC chooses AT&T-22STATE to handle 800/(8YY) database queries from AT&T-22STATE's switches, all CLEC originating 800/(8YY) traffic will be routed over the Meet Point Trunk Groups or the Third Party Trunk Groups. This traffic will include a combination of both IXC 800/(8YY) service and CLEC 800/(8YY) service which will be identified and segregated by carrier through the database query function in the AT&T-22STATE Access or Local/Access Tandem Switch.
- 4.3.7.2 Where CLEC requests that AT&T-22STATE perform the Service Switching Point (SSP) function (e.g. the database query) on originating Toll Free Service 800/(8YY) calls, all such calls shall be delivered using GR-394 format over the Meet Point Trunk Group or over the Third Party Trunk Group. Carrier Code "0110" and Circuit Code (to be determined for each LATA) shall be used for all such calls.
- 4.3.7.3 CLEC may handle its own 800/(8YY) database queries from its own switch. Where it does so, CLEC will determine the nature of the 800/(8YY) call (local/intraLATA or IXC-carried) based on the response from the database. If the query determines that the call is a local or IntraLATA 800/(8YY) number, CLEC will route the post-query local or IntraLATA converted ten-digit local number to AT&T-22STATE over the Local Interconnection Trunk Group and shall provide an 800/(8YY) billing Record to AT&T-22STATE. If the query reveals the call is an IXC-carried 800/(8YY) number, CLEC shall route the post-query IXC-carried call (800/(8YY) number) directly from its switch for carriers interconnected with its network or over the Meet Point Trunk Group or Third Party Trunk Group, as appropriate, to carriers not directly connected to its network but which are connected to AT&T-22STATE's Access or Local/Access Tandem Switch. Calls will be routed to AT&T-22STATE over the appropriate trunk group as defined above, within the LATA in which the calls originate.
- 4.3.7.4 All post-query Toll Free Service 800/(8YY) calls for which CLEC performs the SSP function, if delivered to AT&T-22STATE, shall be delivered using GR-394 format over the Meet Point Trunk Group or over the Third Party Trunk Group for calls destined to IXCs, or shall be delivered by CLEC using GR-317 format over the Local Only and/or
-

Local Interconnection Trunk Group for calls destined to End Offices that directly subtend the Tandem.

4.3.8 E911 Trunk Group:

4.3.8.1 Attachment 05 - 911/E911 specifies E911 trunk group requirements.

4.3.9 High Volume Call In (HVCI)/Mass Calling (Choke) Trunk Group: AT&T-21STATE

4.3.9.1 CLEC must establish a dedicated trunk group to the designated Public Response HVCI/Mass Calling Network Access Tandem in each Serving Area. This trunk group shall be one-way outgoing only and shall utilize MF signaling. As the HVCI/Mass Calling trunk group is designed to block all excessive attempts toward HVCI/Mass Calling NXXs, it is necessarily exempt from the one percent (1%) blocking standard described elsewhere in this Attachment. CLEC will have administrative control for the purpose of issuing ASRs on this one-way trunk group. The Parties will not exchange live traffic until successful testing is completed by both Parties.

4.3.9.1.1 Upon demonstration that the CLEC switch is unable to utilize MF signaling, the CLEC may utilize SS7 signaling for its HVCI/Mass Calling Trunk Group.

4.3.9.2 The HVCI trunk group shall be sized as follows:

Number of Access Lines Served	Number of Mass Calling Trunks
0 – 10,000	2
10,001 – 20,000	3
20,001 – 30,000	4
30,001 – 40,000	5
40,001 – 50,000	6
50,001 – 60,000	7
60,001 – 75,000	8
75,000 +	9 maximum

4.3.9.3 If CLEC should acquire a HVCI/Mass Calling customer, e.g. a radio station, CLEC shall notify AT&T-21STATE at least sixty (60) days in advance of the need to establish a one-way outgoing SS7 or MF trunk group from the AT&T-21STATE HVCI/Mass Calling Serving Office to the CLEC End User's serving office. CLEC will have administrative control for the purpose of issuing ASRs on this one-way trunk group.

4.3.9.4 If CLEC finds it necessary to issue a new choke telephone number to a new or existing HVCI/Mass Calling customer, CLEC may request a meeting to coordinate with AT&T-21STATE the assignment of the HVCI/Mass Calling telephone number from the existing choke NXX. In the event that the CLEC establishes a new choke NXX, CLEC must notify AT&T-21STATE a minimum of ninety (90) days prior to deployment of the new HVCI/Mass Calling NXX. AT&T-21STATE will perform the necessary translations in its End Offices and Tandem(s) and issue ASRs to establish a one-way outgoing SS7 or MF trunk group from the AT&T-21STATE Public Response HVCI/Mass Calling Network Access Tandem to CLEC's choke serving office.

4.3.9.5 In AT&T CONNECTICUT, where HVCI/Mass Calling NXXs have not been established, the Parties agree to utilize "call gapping" as the method to control high volumes of calls, where technically feasible in the originating switch, to specific high volume customers or in situations such as those described in Network Maintenance and Management of the General Terms and Conditions.

4.3.10 Operator Services/Directory Assistance/Inward Assistance Operator Services Trunk Group(s):

4.3.10.1 Attachment 06 - Customer Information Services specifies the trunk group requirements for Operator Services/Directory Assistance/Inward Assistance Operator Services.

4.4 Trunk Forecasting Responsibilities:

4.4.1 CLEC agrees to provide an initial forecast for all trunk groups described in this Attachment. AT&T-22STATE shall review this trunk forecast and provide any additional information that may impact the trunk forecast information provided by CLEC. Subsequent trunk forecasts shall be provided on a semi-annual basis, not later than January 1st and July 1st of each year in order to be considered in the semi-annual publication of the AT&T-22STATE General Trunk Forecast. Parties agree to the use of Common Language Location Identification (CLLI) coding and Common Language Circuit Identification for Message Trunk coding (CLCI-MSG) which is described in TELCORDIA TECHNOLOGIES documents BR795-100-100 and BR795-400-100 respectively. Inquiries pertaining to use of TELCORDIA TECHNOLOGIES Common Language Standards and document availability should be directed to TELCORDIA TECHNOLOGIES at 1-800-521-2673.

4.4.2 The semi-annual forecasts shall include:

4.4.2.1 Yearly forecasted trunk quantities for all trunk groups required in this Attachment for a minimum of three (3) (current plus two (2) future) years; and

4.4.2.2 A description of major network projects anticipated for the next six (6) months. Major network projects include trunking or network rearrangements, shifts in anticipated traffic patterns, orders greater than eight (8) DS1s, or other activities that are reflected by a significant increase or decrease in trunking demand for the following forecasting period.

4.4.2.3 The Parties shall agree on these forecasts to ensure efficient trunk utilization. For forecast quantities that are in dispute, the Parties shall make all reasonable efforts to develop a mutually agreeable forecast.

4.4.2.4 Orders for trunks that exceed forecasted quantities for forecasted locations will be accommodated as mutually agreed to by the Parties. The Parties shall make all reasonable efforts and cooperate in good faith to develop alternative solutions to accommodate these orders.

4.4.3 CLEC shall be responsible for forecasting two-way trunk groups. **AT&T-22STATE** shall be responsible for forecasting the one-way trunk groups terminating to CLEC and CLEC shall be responsible for forecasting the one-way trunk groups terminating to **AT&T-22STATE**, unless otherwise specified in this Attachment.

4.4.4 Each Party shall provide a specified point of contact for planning and forecasting purposes.

4.5 Trunk Design Blocking Criteria

4.5.1.1 Trunk requirements for forecasting and servicing shall be based on the blocking objectives shown in Table 1. Trunk requirements shall be based upon time consistent average busy season busy hour twenty (20) day averaged loads applied to industry standard Neal-Wilkinson Trunk Group Capacity algorithms (using Medium day-to-day Variation and 1.0 Peakedness factor until actual traffic data is available).

Trunk Group Type	Design Blocking Objective
Local Interconnection Trunk Group – Direct End Office (Primary High)	ECCS ¹
Local Interconnection Trunk Group – Direct End Office (Final)	2%
IntraLATA Toll Trunk Group (Local/Access or Access Tandem Switch)	1%
Local Interconnection Trunk Group (Local Tandem)	1%
Meet Point (Local/Access or Access Tandem Switch) (AT&T-13STATE only)	0.5%
E911	1%
Operator Services (DA/DACC)	1%
Operator Services (0+, 0-)	1%
Busy Line Verification/Emergency Interrupt	1%

¹ During implementation the Parties will mutually agree on an Economic Centum Call Seconds (ECCS) or some other means for the sizing of this trunk group.

Third Party (AT&T SOUTHEAST REGION 9-STATE only)	1%
--	----

Table 1

4.6 Trunk Servicing

4.6.1 Both Parties will jointly manage the capacity of Local Only, Local Interconnection, Third Party and Meet Point Trunk Groups. Either Party may send a Trunk Group Service Request (TGSR) to the other Party to trigger changes to the Local Only, Local Interconnection, Third Party and Meet Point Trunk Groups based on capacity assessment. The TGSR is a standard industry support interface developed by the OBF of the Carrier Liaison Committee of the Alliance for Telecommunications Solutions (ATIS) organization. TELCORDIA TECHNOLOGIES Special Report STS000316 describes the format and use of the TGSR. Contact TELCORDIA TECHNOLOGIES at 1-800-521-2673 regarding the documentation availability and use of this form.

4.6.2 Orders greater than eight (8) DS1s shall be submitted as a project as described in Section 4.7 below.

4.6.3 Utilization: Utilization shall be defined as Trunks required as a percentage of Trunks in Service.

4.6.3.1 In A Blocking Situation (Over-utilization)

4.6.3.1.1 In a blocking situation, CLEC is responsible for issuing ASRs on all two-way Local Only, Local Interconnection, Third Party and Meet Point Trunk Groups and one-way CLEC originating Local Only and/or Local Interconnection Trunk Groups to reduce measured blocking to design objective blocking levels based on analysis of trunk group data. If an ASR is not issued, **AT&T-22STATE** will issue a TGSR. CLEC will issue an ASR within three (3) business days after receipt and review of the TGSR. CLEC will note "Service Affecting" on the ASR.

4.6.3.1.2 In a blocking situation, **AT&T-22STATE** is responsible for issuing ASRs on one-way **AT&T-22STATE** originating Local Only and/or Local Interconnection Trunk Groups to reduce measured blocking to design objective blocking levels based on analysis of trunk group data. If an ASR is not issued, CLEC will issue a TGSR. **AT&T-22STATE** will issue an ASR within three (3) business days after receipt and review of the TGSR.

4.6.3.1.3 If an alternate final Local Only Trunk Group or Local Interconnection Trunk Group is at seventy-five percent (75%) utilization, a TGSR may be sent to CLEC for the final trunk group and all subtending high usage trunk groups that are contributing any amount of overflow to the alternate final route.

4.6.3.1.4 If a direct final Meet Point Trunk Group is at seventy-five percent (75%) utilization, a TGSR may be sent to CLEC. If a direct final Third Party Trunk Group is at ninety percent (90%) utilization, a TGSR may be sent to CLEC.

4.6.3.2 Underutilization

4.6.3.2.1 Underutilization of Local Only Trunk Groups, Local Interconnection Trunk Groups, Third Party Trunk Group and Meet Point Trunk Groups exists when

provisioned capacity is greater than the current need. Those situations where more capacity exists than actual usage requires will be handled in the following manner:

- 4.6.3.2.1.1 If a Local Only Trunk Group, Local Interconnection Trunk Group, Third Party Trunk Group or a Meet Point Trunk Group is under sixty-five percent (65%) of CCS capacity on a monthly average basis for AT&T-13STATE or under eighty percent (80%) for AT&T SOUTHEAST REGION 9-STATE, for each month of any three (3) consecutive months period, either Party may request the issuance of an order to resize the Local Only Trunk Group, Local Interconnection Trunk Group, Third Party Trunk Group or the Meet Point Trunk Group, which shall be left with not less than twenty-five percent (25%) excess capacity for AT&T-13STATE or not less than fifteen percent (15%) for AT&T SOUTHEAST REGION 9-STATE. In all cases, grade of service objectives shall be maintained.
- 4.6.3.2.1.2 Either Party may send a TGSR to the other Party to trigger changes to the Local Only Trunk Groups, Local Interconnection Trunk Groups, Third Party Trunk Groups or Meet Point Trunk Groups based on capacity assessment. Upon receipt of a TGSR, the receiving Party will issue an ASR to the other Party within twenty (20) business days after receipt of the TGSR.
- 4.6.3.2.1.3 Upon review of the TGSR, if a Party does not agree with the resizing, the Parties will schedule a joint planning discussion within the twenty (20) business days. The Parties will meet to resolve and mutually agree to the disposition of the TGSR.
- 4.6.3.2.1.4 If AT&T-22STATE does not receive an ASR, or if CLEC does not respond to the TGSR by scheduling a joint discussion within the twenty (20) business day period, AT&T-22STATE will attempt to contact CLEC to schedule a joint planning discussion. If CLEC will not agree to meet within an additional five (5) business days and present adequate reason for keeping trunks operational, AT&T-22STATE reserves the right to issue ASRs to resize the Local Only Trunk Groups, Local Interconnection Trunk Groups, Third Party Trunk Groups or Meet Point Trunk Groups.
- 4.6.4 The Parties will process trunk service requests submitted via a properly completed ASR within ten (10) business days of receipt of such ASR unless defined as a major project. Incoming orders will be screened by AT&T-22STATE for reasonableness based upon current utilization and/or consistency with forecasts. If the nature and necessity of an order requires determination, the ASR will be placed in held status, and a joint planning discussion conducted. The Parties agree to

expedite this discussion in order to minimize delay in order processing. Extension of this review and discussion process beyond two (2) Business Days from ASR receipt will require the ordering Party to supplement the order with proportionally adjusted Customer Desired Due Dates. Facilities must also be in place before trunk orders can be completed.

4.7 Projects:

4.7.1 Projects require the coordination and execution of multiple orders or related activities between and among AT&T-22STATE and CLEC work groups, including but not limited to the initial establishment of Local Only, Local Interconnection, Third Party or Meet Point Trunk Groups and service in an area, NXX code moves, rehomes, facility grooming, or network rearrangements.

4.7.1.1 Orders that comprise a project, i.e. greater than eight (8) DS1s, shall be submitted at the same time, and their implementation shall be jointly planned and coordinated.

4.7.2 Projects -Tandem Rehomes/Switch Conversion/Major Network Projects:

4.7.2.1 AT&T-22STATE will advise CLEC of all projects significantly affecting CLEC trunking. Such projects may include Tandem Rehomes, Switch Conversions and other major network changes. An Accessible Letter with project details will be issued at least six (6) months prior to the project due dates. AT&T-22STATE may follow with a TGSR approximately four (4) to six (6) months before the due date of the project. A separate TGSR will be issued for each CLEC trunk group and will specify the required CLEC ASR issue date. Failure to submit ASR(s) by the required date may result in AT&T-22STATE ceasing to deliver traffic until the ASR(s) are received and processed.

5.0 Out of Exchange Traffic

5.1.1 Interconnection services are available in accordance with Section 251(a)(1) of the Act for the purposes of exchanging traffic to/from a non-AT&T-22STATE incumbent exchange in accordance with this Section 5.0.

5.1.2 The Parties acknowledge and agree that AT&T-22STATE is only obligated to make available Interconnection under Section 251(c)(2) of the Act to CLEC at technically feasible points within AT&T-22STATE's network and not in locations, such as territories of other ILECs, where AT&T-22STATE does not maintain a network. Other Attachments to this Agreement set forth the terms and conditions pursuant to which AT&T-22STATE agrees to provide CLEC with access to Unbundled Network Elements under Section 251(c)(3) of the Act, Collocation under Section 251z(c)(6) of the Act and/or Resale under Section 251(c)(4) of the Act in AT&T-22STATE's incumbent local Exchange Areas for the provision of CLEC's Telecommunications Services.

5.1.3 For purposes of this Attachment, OE-LEC intends to operate and/or provide Telecommunications Services outside of AT&T-22STATE incumbent local Exchange Areas and desires to interconnect OE-LEC's network with AT&T-22STATE's network(s).

5.1.4 For purposes of this Attachment, OE-LEC agrees to interconnect with AT&T-22STATE pursuant to Section 251(a) of the Act.

5.1.5 Network Connections For Out of Exchange Traffic:

5.1.5.1 OE-LEC represents that it operates as a CLEC within AT&T-22STATE Exchange Areas and has a POI located within AT&T-22STATE Exchange Areas for the purpose of providing telephone Exchange Service and Exchange Access in such AT&T-22STATE

Exchange Areas. Based upon the foregoing, the Parties agree that AT&T-22STATE's originating traffic will be delivered to OE-LEC's existing POI arrangements in the LATA where the traffic originates in accordance with the POI requirements set forth in this Agreement. AT&T-22STATE will accept OE-LEC's Out of Exchange Traffic at its Tandem Switch over local interconnection facilities that currently exist or may exist in the future between the Parties to or from OE-LEC's out of Exchange Areas to or from AT&T-22STATE's End Offices. When such Out of Exchange Traffic is Section 251(b)(5) Traffic and ISP-Bound Traffic that is exchanged between the End Users of OE-LEC and AT&T-22STATE, the Parties agree to establish a direct End Office trunk group when traffic levels exceed one DS1 (24 DS0s) to or from an AT&T-22STATE End Office.

- 5.1.5.2 OE-LEC shall establish a trunk group for Out of Exchange Traffic from OE-LEC to each AT&T-22STATE serving Tandem in a LATA. This requirement may be waived upon mutual agreement of the Parties.
 - 5.1.5.2.1 In AT&T SOUTHEAST REGION 9-STATE, where CLEC does not interconnect at every AT&T serving Tandem in a LATA, CLEC must use Multiple Tandem Access (MTA) to route traffic in accordance with Section 4.3.3.3.1 above.
 - 5.1.5.3 Transport facilities for 911, Mass Calling, OS/DA, Third Party and Meet Point Trunk Groups are the responsibility of OE-LEC from OE-LEC to the serving Tandem or platform that provides each such service type.
 - 5.1.5.4 OE-LEC shall route originating Out of Exchange Traffic to the serving Tandem as defined by the Tandem owner in the LERG.
 - 5.1.5.5 If AT&T-22STATE is not the serving Tandem as reflected in the LERG, the OE-LEC shall route Out of Exchange Traffic directly to the serving AT&T-22STATE End Office.
 - 5.1.5.6 Except as otherwise provided in this Section 5.0, for OE-LEC originated/AT&T-22STATE terminated traffic or AT&T-22STATE originated/ OE-LEC terminated traffic, if any such traffic is improperly routed by one Party over any trunk groups to the other Party and/or not routed in accordance with this Section 5.0, the Parties will work cooperatively to correct the problem.
 - 5.1.5.7 AT&T-22STATE shall not compensate any Third Party Local Exchange Carrier and/or Telecommunications Carrier for any traffic that is inappropriately routed to AT&T-22STATE (as reflected in the LERG). The obligation to correctly route traffic also includes traffic that is destined to End Offices that do not subtend an AT&T-22STATE Tandem. Any compensation due AT&T-22STATE for such misrouted traffic shall be paid by OE-LEC. AT&T-22STATE shall provide notice to OE-LEC pursuant to the Notices provisions of this Agreement that such misrouting has occurred. In the notice, OE-LEC shall be given thirty (30) calendar days to cure such misrouting.
 - 5.1.5.8 Neither Party shall deliver traffic destined to terminate at the other Party's End Office via a Third Party ILEC's End Office or Tandem.
 - 5.1.5.9 Connection of a trunk group from OE-LEC to AT&T-22STATE's Tandem(s) will provide OE-LEC access to End Offices, IXCs, LECs, CMRS providers and NXXs which subtend
-

that Tandem(s). Connection of a trunk group from one Party to the other Party's End Office(s) will provide the connecting Party access only to the NXXs served by that individual End Office(s) to which the connecting Party interconnects. Direct End Office Trunk groups that connect the Parties End Office(s) shall provide the Parties access only to the NXXs that are served by that End Office(s).

5.1.5.9.1 In AT&T SOUTHEAST REGION 9-STATE, if OE-LEC does not choose Access Tandem interconnection at every AT&T SOUTHEAST REGION 9-STATE Access Tandem within a LATA, OE-LEC must utilize AT&T SOUTHEAST REGION 9-STATE's MTA Interconnection. To utilize MTA, OE-LEC must establish an interconnection trunk group(s) at a minimum of one AT&T SOUTHEAST REGION 9-STATE Access Tandem within each LATA as required.

5.1.5.10 AT&T-22STATE will open OE-LEC NPA-NXX codes, rated to or identified to reside in non-AT&T-22STATE Exchange Areas, in AT&T-22STATE Tandems and End Offices using AT&T-22STATE's standard code opening timeframes.

5.1.6 Intercarrier Compensation for Out of Exchange Traffic:

5.1.6.1 The compensation arrangement for Out of Exchange Traffic exchanged between the Parties is described in Section 6.0 below.

5.1.7 InterLATA Section 251(b)(5) Traffic:

5.1.7.1 AT&T-22STATE will exchange AT&T-22STATE InterLATA Section 251(b)(5) Traffic that is covered by an FCC approved or court ordered InterLATA boundary waiver. AT&T-22STATE will exchange such traffic using two-way direct final trunk groups (i) via a facility to OE-LEC's POI in the originating LATA, or (ii) via a facility meet point arrangement at or near the Exchange Area Boundary (EAB), (iii) via a mutually agreed to meet point facility within the AT&T-22STATE Exchange Area covered under such InterLATA waiver, or (iv) via another mutually agreeable method. If the exchange where the traffic is terminating is not an AT&T-22STATE exchange, AT&T-22STATE shall exchange such traffic using a two-way Direct Final (DF) trunk group (i) via a facility to OE-LEC's POI within the originating LATA, (ii) via a mutually agreed to facility meet point arrangement at or near the EAB, or (iii) via another mutually agreeable method. AT&T-22STATE will not provision or be responsible for facilities located outside of AT&T-22STATE Exchange Areas.

5.1.7.2 The Parties agree that the AT&T-22STATE InterLATA Section 251(b)(5) traffic from each AT&T-22STATE End Office will not overflow to an alternate route.

5.1.7.3 OE-LEC must provide AT&T-22STATE a separate Access Customer Terminal Location (ACTL) and Local Routing Number (LRN) specific to each InterLATA local calling arrangement covered by an FCC approved or court ordered InterLATA boundary waiver.

6.0 Intercarrier Compensation

6.1 Responsibilities of the Parties

6.1.1 For all traffic originated on a Party's network including, without limitation, Switched Access Traffic, such Party shall provide CPN as defined in 47 C.F.R. § 64.1600(c) and in accordance with Section

- 6.1.3 below. CPN shall, at a minimum, include information in an industry recognized standard format, consistent with the requirements of the NANP containing an NPA and seven digit (NXX-XXXX) telephone number. Each Party to this Agreement will be responsible for passing on any CPN it receives from a Third Party for traffic delivered to the other Party. In addition, each Party agrees that it shall not strip, alter, modify, add, delete, change, or incorrectly assign any CPN. If either Party identifies improper, incorrect, or fraudulent use of local Exchange Services (including, but not limited to PRI, ISDN and/or Smart Trunks), or identifies stripped, altered, modified, added, deleted, changed, and/or incorrectly assigned CPN, the Parties agree to cooperate with one another to investigate and take corrective action.
- 6.1.2 If one Party is passing CPN but the other Party is not properly receiving information, the Parties will work cooperatively to correct the problem.
- 6.1.3 For traffic which is originated by one Party to be terminated on the other Party's network in AT&T SOUTHWEST REGION 5-STATE, AT&T MIDWEST REGION 5-STATE, AT&T SOUTHEAST REGION 9-STATE and AT&T CONNECTICUT, if the percentage of such calls passed with CPN is greater than ninety percent (90%), all calls delivered by one Party to the other for termination without CPN will be billed as either Section 251(b)(5) Traffic or IntraLATA Toll Traffic in direct proportion to the total MOUs (MOUs) of calls delivered by one Party to the other with CPN. If the percentage of calls passed with CPN is less than 90%, all calls delivered by one Party to the other without CPN will be billed at Intrastate Switched Access rates.
- 6.1.4 For those CLEC to AT&T WEST REGION 2-STATE call usage based charges where actual charge information is not determinable by AT&T WEST REGION 2-STATE because the jurisdiction (i.e., intrastate vs. local) or origin of the CLEC to AT&T WEST REGION 2-STATE traffic is unidentifiable, the Parties will jointly develop a Percent Local Usage (PLU) factor in order to determine the appropriate charges to be billed to the CLEC in accordance with Section 6.12.2 or a default factor of fifty percent (50%) will be applied.
- 6.1.5 For AT&T SOUTHEAST REGION 9-STATE, each Party will report to the other Percent Interstate Usage (PIU), Percent Local Usage (PLU) and Percent Local Facility (PLF) factors in order to determine the appropriate charges to be billed to the originating Party in accordance with Section 6.12.3 below.
- 6.1.6 CLEC has the sole obligation to enter into compensation arrangements with all Third Parties with whom CLEC exchanges traffic including without limitation anywhere CLEC originates traffic to or terminates traffic from an End User being served by a Third Party who has purchased a local switching product from AT&T-21STATE on a wholesale basis (non-resale) which is used by such Telecommunications carrier to provide wireline local telephone Exchange Service (dial tone) to its End Users. In no event will AT&T-21STATE have any liability to CLEC or any Third Party if CLEC fails to enter into such compensation arrangements. In the event that traffic is exchanged with a Third Party with whom CLEC does not have a traffic compensation agreement, CLEC will indemnify, defend and hold harmless AT&T-21STATE against any and all losses including without limitation, charges levied by such Third Party. The Third Party and CLEC will bill their respective charges directly to each other. AT&T-21STATE will not be required to function as a billing intermediary, e.g., clearinghouse. AT&T-21STATE may provide information regarding such traffic to Third Party carriers or entities as appropriate to resolve traffic compensation issues.
-

- 6.1.7 Notwithstanding the classification of traffic under this Attachment, either Party is free to define its own “local” calling area(s) for purposes of its provision of Telecommunications services to its End Users.
- 6.1.8 For Section 251(b)(5) Traffic, ISP-Bound Traffic, Optional EAS Traffic, and IntraLATA Toll Traffic, and Wholesale Local Switching Traffic in AT&T-12STATE, the Party whose End User originates such traffic shall compensate the Party who terminates such traffic to its End User for the transport and termination of such traffic at the applicable rate(s) provided in this Attachment and the Pricing Schedule and/or the applicable switched access tariffs.
- 6.1.8.1 In AT&T CONNECTICUT, when CLEC purchases local switching from AT&T CONNECTICUT on a wholesale basis to provide service to its End Users, all Wholesale Local Switching Traffic, Optional EAS Traffic, and IntraLATA Toll Traffic originated by CLEC’s End Users are subject to intercarrier compensation as addressed in Section 6.2.8.3 below.
- 6.1.9 To the extent that the Parties are not currently exchanging traffic in a given LATA or local calling area, the Parties’ obligation to pay intercarrier compensation to each other shall commence on the date the Parties agree that the Interconnection is complete (i.e., each Party has established its originating trunks as well as all ancillary traffic trunking such as Operator Services, 911 or Mass Calling trunks) and is capable of fully supporting originating and terminating End User traffic. In addition, the Parties agree that test traffic is not subject to compensation pursuant to this Attachment.
- 6.1.10 The Parties acknowledge that Section 6.0 above addresses the method of compensation for traffic properly exchanged by the Parties under this Agreement.
- 6.2 Reciprocal Compensation for Termination of Section 251(b)(5) Traffic:
- 6.2.1 Section 251(b)(5) Traffic shall mean Telecommunications traffic exchanged over the Parties’ own facilities in which the originating End User of one Party and the terminating End User of the other Party are:
- 6.2.1.1 both physically located in the same ILEC Local Exchange Area as defined by the ILEC Local (or “General”) Exchange Tariff on file with the applicable state Commission or regulatory agency; or both physically located within neighboring ILEC Local Exchange Areas that are within the same common mandatory local calling area. This includes but is not limited to, mandatory Extended Area Service (EAS), mandatory Extended Local Calling Service (ELCS), or other types of mandatory expanded local calling scopes.
- 6.2.2 AT&T-21STATE made an offer (the “Offer”) to all Telecommunications carriers to exchange Section 251(b)(5) Traffic and ISP-Bound Traffic pursuant to the terms and conditions of the FCC’s interim ISP terminating compensation plan of the FCC’s Order on Remand and Report and Order, In the Matter of Implementation of the Local Competition Provisions in the Telecommunications Act of 1996, Intercarrier Compensation for ISP-Bound Traffic, FCC 01-131, CC Docket Nos. 96-98, 99-68 (rel. April 27, 2001) (“FCC ISP Compensation Order”) which was remanded but not vacated in *WorldCom, Inc. v. FCC*, No. 01-1218 (D.C. Cir. 2002).
- 6.2.3 AT&T-21STATE and CLEC agree to carry out the FCC’s interim ISP terminating compensation plan on the date designated by AT&T-21STATE in a particular state without waiving, and expressly reserving, all appellate rights to contest FCC, judicial, legislative, or other regulatory rulings
-

regarding ISP-Bound traffic, including but not limited to, appeals of the FCC's ISP Compensation Order. By agreeing to this Attachment, both Parties reserve the right to advocate their respective positions before courts, state or federal commissions, or legislative bodies.

- 6.2.3.1 Should a regulatory agency, court or legislature change or nullify the AT&T-21STATE's designated date to begin billing under the FCC's ISP terminating compensation plan, then the Parties also agree that any necessary billing true-ups, reimbursements, or other accounting adjustments shall be made symmetrically and to the same date that the FCC terminating compensation plan was deemed applicable to all traffic in that state exchanged under Section 251(b)(5) of the Act. By way of interpretation, and without limiting the application of the foregoing, the Parties intend for retroactive compensation adjustments, to the extent they are ordered by intervening law, to apply uniformly to all traffic among AT&T-21STATE, CLEC and CMRS carriers in the state where traffic is exchanged as local calls within the meaning of this Attachment.
- 6.2.4 In AT&T-21STATE the rates, terms and conditions for compensation of Section 251(b)(5) Traffic, as defined in Section 6.2.1 above, are set forth in this Section 6.2 and ISP-Bound Traffic, as defined in Section 6.3.1 below will be compensated at the FCC's interim ISP terminating compensation rate as set forth in Section 6.3.4.2 below in a specific state on the Effective Date of this Agreement.
- 6.2.4.1 Until and unless AT&T CONNECTICUT chooses to offer to exchange Section 251(b)(5) Traffic and ISP-Bound Traffic on and after a designated date pursuant to the terms and conditions of the FCC's interim ISP terminating compensation plan, the compensation set forth in this Section 6.2 will apply to all Section 251(b)(5) Traffic and ISP-Bound Traffic for Connecticut. The Parties will also agree that any billing true-ups, reimbursements, or other accounting adjustments on past traffic shall be made uniformly and on the same date as for all traffic exchanged under Section 251(b)(5) of the Act. By way of interpretation, and without limiting the application of the foregoing, the Parties intend for retroactive compensation adjustments to apply to all traffic among AT&T CONNECTICUT, CLEC, and CMRS carriers in Connecticut where traffic is exchanged as local calls within the meaning of this Attachment.
- 6.2.5 In instances where the originating carrier is originating Telecommunications traffic over its own facilities (i.e., not leased or purchased from AT&T-22STATE) the following Tandem serving rate elements are applicable on a terminating MOU basis and include compensation for the following sub-elements if such network functions are actually provided by the terminating Party for the termination of the originating Party's traffic:
- 6.2.5.1 Tandem Switching – compensation for the use of Tandem Switching consists of a call set-up rate element (per message) where applicable, and a duration (per minute) rate element.
- 6.2.5.2 Common (Tandem) Transport – compensation for the transmission facilities (1) between the Tandem Switch and the End Offices subtending that Tandem, (2) between Tandem Switches, and/or (3) between host and remote End Office Switches consists of a transport termination (per minute) rate element and a transport facility mileage (per minute, per mile) rate element.
-

- 6.2.5.3 End Office Switching in a Tandem Serving Arrangement – compensation for the local End Office Switching and line termination necessary to complete the transmission in a Tandem-Served Arrangement consists of a call set-up rate element (per message in AT&T-13STATE) and a call duration (per minute) rate element.
- 6.2.6 In instances where the originating carrier is originating Telecommunications traffic over its own facilities (i.e., not leased or purchased from AT&T-22STATE), the following End Office switching rate elements are applicable on a terminating MOU basis:
- 6.2.6.1 End Office switching – compensation for the local End Office switching and line termination necessary to complete the transmission in an End Office serving arrangement. It consists of a call set-up rate element (per message in AT&T-13STATE) where applicable, and a call duration (per minute) rate element.
- 6.2.7 CLEC shall only be paid End Office Switching rate element(s).
- 6.2.8 Intercarrier Compensation for Wholesale Local Switching Traffic for AT&T-13STATE:
- 6.2.8.1 Where CLEC purchases local switching from AT&T-12STATE pursuant to the terms of a Section 271 Agreement (herein after referred to as “switching on a wholesale basis”), CLEC will deal directly with Third Party carriers for purposes of reciprocal compensation for calls originated by or terminated to the End Users served by such arrangements. AT&T-12STATE is required to provide CLEC with timely, complete and correct information to enable CLEC to meet the requirements of this Section.
- 6.2.8.2 The following reciprocal compensation terms shall apply to all traffic exchanged between AT&T-12STATE and CLEC when CLEC purchases local switching from AT&T-12STATE on a wholesale basis:
- 6.2.8.2.1 For intra-switch Wholesale Local Switching Traffic exchanged between AT&T-12STATE and CLEC, the Parties agree to impose no call termination charges pertaining to reciprocal compensation on each other.
- 6.2.8.2.2 For interswitch Wholesale Local Switching Traffic exchanged between AT&T-12STATE and CLEC where CLEC’s End User originates a call that is terminated to an AT&T-12STATE End User, such traffic shall be paid for reciprocally at the End Office Switching rate applicable for 251(b)(5) Traffic set forth in the Pricing Schedule and as specified in Section 6.2.5 above or the FCC Plan rate applicable for ISP-Bound Traffic set forth in Section 6.3.4.2 below as determined by the rebuttable presumption as described in Section 6.3.5.
- 6.2.8.3 In AT&T CONNECTICUT, when CLEC purchases local switching from AT&T CONNECTICUT on a wholesale basis to provide service to its End Users, AT&T CONNECTICUT will be solely responsible for compensating the terminating Third Party carrier (where appropriate) for any traffic that originates from CLEC’s End Users. When CLEC purchases local switching from AT&T CONNECTICUT on a wholesale basis, CLEC can not seek intercarrier compensation from AT&T CONNECTICUT for any traffic that originates from either an AT&T CONNECTICUT End User or a Third Party carrier’s End User.
-

6.2.9 Multiple Tandem Access (MTA) Interconnection (AT&T SOUTHEAST REGION 9-STATE)

6.2.9.1 Compensation for MTA shall be at the applicable Tandem Switching and transport charges specified in the Pricing Schedule and shall be billed in addition to any call transport and termination charges.

6.2.9.2 To the extent CLEC routes its traffic in such a way that utilizes AT&T SOUTHEAST REGION 9-STATE's MTA service without properly ordering MTA, CLEC shall pay AT&T SOUTHEAST REGION 9-STATE the associated MTA charges.

6.3 Rates, Terms and Conditions of FCC's Interim ISP Terminating Compensation Plan:

6.3.1 In accordance with the FCC's Order on Remand and Report and Order, In the Matter of Implementation of the Local Compensation Provisions in the Telecommunications Act of 1996, Intercarrier Compensation for ISP-Bound Traffic, FCC 01-131, CC Docket Nos. 96-98, 99-68 (rel. April 27, 2001) ("FCC ISP Compensation Order"), "ISP-Bound Traffic" shall mean Telecommunications traffic exchanged between CLEC and AT&T-22STATE over each Party's own facilities in which the originating End User of one Party and the ISP served by the other Party are:

6.3.1.1 both physically located in the same ILEC Local Exchange Area as defined by the ILEC's Local (or "General") Exchange Tariff on file with the applicable state commission or regulatory agency; or

6.3.1.2 both physically located within neighboring ILEC Local Exchange Areas that are within the same common mandatory local calling area. This includes, but it is not limited to, mandatory EAS, mandatory ELCS or other types of mandatory expanded local calling scopes.

6.3.2 In states in which AT&T-22STATE has offered to exchange Section 251(b)(5) Traffic and ISP-Bound Traffic pursuant to the FCC's interim ISP terminating compensation plan set forth in the FCC ISP Compensation Order, traffic is presumed to be ISP-Bound Traffic in accordance with the rebuttable presumption set forth in Section 6.3.5 below of this Attachment.

6.3.3 The rates, terms and conditions set forth in Section 6.3 above shall apply to the termination of all ISP-Bound Traffic exchanged between the Parties in each of the applicable state(s) for which AT&T-22STATE has made an offer as described in Section 6.2 above effective on the Effective Date of this Agreement. All ISP-Bound Traffic is subject to the rebuttable presumption.

6.3.4 Intercarrier Compensation for ISP-Bound Traffic:

6.3.4.1 The rates, terms, and conditions in Section 6.3 above apply only to the termination of all ISP-Bound Traffic as defined in Section 6.3.1 above and are subject to the rebuttable presumption.

6.3.4.2 The Parties agree to compensate each other for the transport and termination of all ISP-Bound Traffic on a MOU basis per the Pricing Schedule.

6.3.4.3 Payment of Intercarrier Compensation on ISP-Bound Traffic will not vary according to whether the traffic is routed through a Tandem Switch or directly to an End Office switch.

6.3.5 ISP-Bound Traffic Rebuttable Presumption

6.3.5.1 In accordance with Paragraph 79 of the FCC's ISP Compensation Order, the Parties agree that there is a rebuttable presumption that any of the combined Section 251(b)(5) Traffic, ISP-Bound Traffic and, in AT&T-12STATE, Wholesale Local Switching Traffic exchanged between the Parties exceeding a 3:1 terminating to originating ratio is, for purposes of Intercarrier Compensation, presumed to be ISP-Bound Traffic subject to the compensation terms in this Section 6.3.5 above. Either Party has the right to rebut the 3:1 ISP-Bound Traffic presumption by identifying the actual ISP-Bound Traffic by any means agreed by the Parties, or by any method approved by the Commission. If a Party seeking to rebut the presumption takes appropriate action at the Commission pursuant to Section 252 of the Act and the Commission agrees that such Party has rebutted the presumption, the methodology and/or means approved by the Commission for use in determining the ratio shall be utilized by the Parties as of the date of the Commission approval and, in addition, shall be utilized to determine the appropriate true-up as described below. During the pendency of any such proceedings to rebut the presumption, the Parties will remain obligated to pay the reciprocal compensation rates set forth in Section 6.2 above for Section 251(b)(5) Traffic, and the rates set forth in Section 6.3.4.2 above for ISP-Bound Traffic. ISP-Bound Traffic is subject to a true-up upon the conclusion of such proceedings. Such true-up shall be retroactive back to the date a Party first sought appropriate relief from the Commission.

6.3.6 For purposes of this Section 6.3.6, all Section 251(b)(5) Traffic, all ISP-Bound Traffic and all Wholesale Local Switching Traffic shall be referred to as "Billable Traffic" and will be billed in accordance with Section 6.12 below.

6.3.6.1 For combined Section 251(b)(5) Traffic (excluding traffic originated by carriers purchasing a local switching product from AT&T) and ISP-Bound Traffic exchanged between the Parties which does not exceed a 3:1 terminating to originating ratio as set forth Section 6.3.5 above, such traffic shall be defined as "In-Balance" traffic. Each Party will invoice the other party on a monthly basis for such "In-Balance" traffic at the reciprocal compensation rates set forth in Section 6.2 above for Section 251(b)(5) Traffic.

6.3.6.2 For combined Section 251(b)(5) Traffic (excluding traffic originated by carriers purchasing a local switching product from AT&T) and ISP-Bound Traffic exchanged between the Parties exceeding a 3:1 terminating to originating ratio as set forth in Section 6.3.5 above, such traffic shall be defined as "Out-of-Balance" traffic. The Carrier whose traffic is "Out-of-Balance" will, on a monthly basis, calculate the amount of traffic that will be invoiced as follows: (1) for Section 251(b)(5) Traffic, the rates shall be based on the reciprocal compensation rate elements set forth in Section 6.2.5 above and the Pricing Schedule; (2) for ISP-Bound Traffic, the rates shall be the FCC's interim ISP terminating compensation rates set forth in Section 6.3.4.2 above.

6.4 Other Telecommunications Traffic:

6.4.1 Except as set forth in Section 6.3 above, the terms of this Attachment are not applicable to (i) interstate or intrastate Exchange Access traffic, (ii) Information Access traffic, or (iii) any other type

of traffic found to be exempt from reciprocal compensation by the FCC or the Commission, with the exception of ISP-Bound Traffic which is addressed in this Attachment. All Exchange Access traffic and IntraLATA Toll Traffic shall continue to be governed by the terms and conditions of the applicable federal and state tariffs.

- 6.4.2 FX services are retail service offerings purchased by FX End Users which allow such FX End Users to obtain exchange service from a mandatory local calling area other than the mandatory local calling area where the FX customer is physically located, but within the same LATA as the number that is assigned. FX service enables particular End Users to avoid what might otherwise be toll calls between the FX End User's physical location and End Users in the foreign exchange. FX Telephone Numbers are those telephone numbers with rating and routing points that are different from those of the geographic area in which the End User is physically located. FX Telephone Numbers that deliver second dial tone with the ability for the calling party to enter access codes and an additional recipient telephone number remain classified as FGA calls, and are subject to the originating and terminating carriers' tariffed Switched Exchange Access rates (also known as "Meet Point Billed" compensation). There are two types of FX service:
- 6.4.2.1 "Dedicated FX Traffic" shall mean those calls routed by means of a physical, dedicated circuit delivering dial tone or otherwise serving an End User's station from a serving Central Office (also known as End Office) located outside of that station's mandatory local calling area. Dedicated FX Service permits the End User physically located in one exchange to be assigned telephone numbers resident in the serving Central (or End) Office in another "foreign" exchange, thereby creating a local presence in that "foreign" exchange.
 - 6.4.2.2 "Virtual Foreign Exchange (FX) Traffic" and "FX-type Traffic" shall refer to those calls delivered to telephone numbers that are rated as local to the other telephone numbers in a given mandatory local calling area, but where the recipient End User's station assigned that telephone number is physically located outside of that mandatory local calling area. Virtual FX Service also permits an End User physically located in one exchange to be assigned telephone numbers resident in the serving Central (or End) Office in another, "foreign," exchange, thereby creating a local presence in the "foreign" exchange. Virtual FX Service differs from Dedicated FX Service, however, in that Virtual FX End Users continue to draw dial tone or are otherwise served from a Central (or End) Office which may provide service across more than one Commission-prescribed mandatory local calling area, whereas Dedicated FX Service End Users draw dial tone or are otherwise served from a Central (or End) Office located outside their mandatory calling area.
 - 6.4.2.3 FX Traffic is not Section 251(b)(5) Traffic and instead the transport and termination compensation for FX Traffic is subject to a Bill and Keep arrangement in AT&T-21STATE.
 - 6.4.2.3.1 To the extent that ISP-Bound Traffic is provisioned via an FX-type arrangement, such traffic is subject to a Bill and Keep arrangement. "Bill and Keep" refers to an arrangement in which neither of two interconnecting parties charges the other for terminating FX traffic that originates on the other Party's network.
-

- 6.4.2.4 Pursuant to the Connecticut Commission decision in Docket No. 01-01-29RE01, the originating Party will bill the terminating Party the appropriate originating access charges for all traffic except ISP-Bound Traffic that is terminated to a number that is provisioned as a Virtual FX, Dedicated FX or FX-type service as defined in Section 6.4.2 above in AT&T CONNECTICUT. In such circumstances, for ISP-Bound Traffic the appropriate compensation mechanism is bill and keep.
- 6.4.2.5 Segregating and Tracking FX Traffic:
- 6.4.2.5.1 For AT&T-12STATE, the terminating carrier is responsible for separately identifying IntraLATA Virtual FX, Dedicated FX, and FX-type traffic from other types of Inter-carrier traffic for compensation purposes. The terminating carrier will be responsible for providing the originating carrier with an FX usage summary which includes a ten (10) digit telephone number level detail of the MOUs terminated to FX Telephone Numbers on its network each month (or in each applicable billing period, if not billed monthly), or by any means mutually agreed by the Parties.
- 6.4.2.5.2 Terminating carrier will not assess compensation charges to the Voice FX MOU and ISP FX MOU in AT&T-21STATE.
- 6.4.2.5.3 AT&T CONNECTICUT, FX traffic must be identified as voice FX and ISP FX. AT&T CONNECTICUT will work with CLEC in reviewing its data to determine the volume of IntraLATA FX traffic being exchanged for an agreed-upon period of time. Once the data review is completed, the Parties will estimate the percentage of MOUs that is attributable to FX traffic and assign percentage factors. For AT&T CONNECTICUT ISP FX percentage will be assigned ("PIFX") and voice FX percentage will be assigned ("PVFX"). The PIFX and PVFX ("FX factor") will be used in lieu of providing the actual MOUs data. This plan will be applied on an individual CLEC basis.
- 6.4.2.5.3.1 The FX factor will be applied to the measured local usage MOUs and result in the following billing adjustments:
- 6.4.2.5.3.1.1 Terminating carrier will subtract both the voice FX MOU and ISP FX MOU from the measured local MOU prior to assessing terminating compensation charges.
- 6.4.2.5.3.1.2 Originating carrier will apply the appropriate originating access charges only to the Voice FX MOU in AT&T CONNECTICUT.
- 6.4.2.5.4 In AT&T-13STATE either Party may request an audit of the FX Usage Summary or the FX Factor on no fewer than thirty (30) Business Day's written Notice and any audit shall be accomplished during normal business hours at the office of the Party being audited. Such audit must be performed by a mutually agreed-to auditor paid for by the Party requesting the audit. If mutual agreement cannot be reached, the Parties shall use
-

one of the following independent auditors: PricewaterhouseCoopers, Ernst & Young, KPMG, or Deloitte Touche Tohmatsu (Big-4 Auditors). Selection of the Big-4 Auditor shall be made by the Party requesting the audit and the selected Big-4 Auditor must be independent as determined by current accounting and auditing standards promulgated by the appropriate accounting governing body. Such audits shall be requested within six (6) months of having received the FX Usage Summary or the FX Factor and associated usage from the other Party and may not be requested more than twice per year, once per calendar year, unless the audit finds there has been a five percent (5%) or higher net error or variance in calculations, in which case a subsequent audit is required. Based upon the audit, previous compensation, billing and/or settlements will be adjusted for the past six (6) months.

6.4.2.5.4.1 If the FX factor is adjusted based upon the audit results, the adjusted FX factor will apply for the six (6) month period following the completion of the audit. If, as a result of the audit, either Party has overstated the FX factor or underreported the FX Usage by five percent (5%) or more, that Party shall reimburse the auditing Party for the cost of the audit and will pay for the cost of a subsequent audit which is to happen within nine (9) months of the initial audit.

6.4.3 Private Line Services include private line-like and special access services and are not subject to intercarrier compensation. Private Line Services are defined as a digital point-to-point connection that provides a dedicated circuit of pre-subscribed bandwidth between any two (2) points. Private Line Services are used to consolidate communications over one (1) line for voice, data, video and multimedia.

6.4.4 The Parties recognize and agree that ISP and Internet traffic (excluding ISP-Bound Traffic as defined in Section 6.3.1 above) could also be exchanged outside of the applicable local calling scope, or routed in ways that could make the rates and rate structure in Section 6.2 above and Section 6.3 above not apply, including but not limited to ISP calls that meet the definitions of:

6.4.4.1 FX Traffic

6.4.4.2 Optional EAS Traffic

6.4.4.3 IntraLATA Toll Traffic

6.4.4.4 800, 888, 877, ("8YY") Traffic

6.4.4.5 FGA Traffic

6.4.4.6 MCA Traffic

6.4.5 The Parties agree that, for the purposes of this Attachment, either Party's End Users remain free to place ISP calls under any of the above classifications. Notwithstanding anything to the contrary herein, to the extent such ISP calls are placed, the Parties agree that the compensation mechanisms set forth in Section 6.2 above and Section 6.3 above do not apply. The applicable rates, terms and conditions for: (a) FX Traffic are set forth in Section 6.4.2 above; (b), Optional

EAS Traffic are set forth in Section 6.5 below; (c) 8YY Traffic are set forth in Section 6.8 below; (d) FGA Traffic are set forth in Section 6.4.2 above; (e) IntraLATA Toll Traffic are set forth in Section 6.11 below; and/or (f) MCA Traffic are set forth in Section 6.6 below.

6.5 Optional Calling Area Traffic – AT&T ARKANSAS, AT&T KANSAS and AT&T TEXAS:

6.5.1 Compensation for Optional Calling Area (OCA) Traffic, (also known as Optional Extended Area Service and Optional EAS) is for the termination of intercompany traffic to and from the Commission approved one-way or two-way optional exchanges(s) and the associated metropolitan area except mandatory extended traffic as addressed in Section 6.2.1 above and Section 6.3.1 above. The transport and termination rate applies when AT&T ARKANSAS, AT&T KANSAS or AT&T TEXAS transports traffic and terminates it at its own switch.

6.5.2 In the context of this Attachment, Optional Calling Areas (OCAs) exist only in the States of Arkansas, Kansas and Texas, and are outlined in the applicable state Local Exchange tariffs. This rate is independent of any retail service arrangement established by either Party. CLEC and AT&T ARKANSAS, AT&T KANSAS and AT&T TEXAS are not precluded from establishing their own local calling areas or prices for purposes of retail telephone service; however the terminating rates to be used for any such offering will still be administered as described in this Attachment.

6.5.3 The state specific OCA Transport and Termination rates are identified in the Pricing Schedule.

6.6 MCA Traffic - AT&T MISSOURI:

6.6.1 For compensation purposes in the State of Missouri, Section 251(b)(5) Traffic and ISP-Bound Traffic shall be further defined as MCA Traffic and Non-MCA Traffic. MCA Traffic is traffic originated by a party providing a local calling scope plan pursuant to the Missouri Public Service Commission Orders in Case No. TO-92-306 and Case No. TO-99-483 (MCA Orders) and the call is Section 251(b)(5) Traffic based on the calling scope of the originating party pursuant to the MCA Orders. Non-MCA Traffic is all Section 251(b)(5) Traffic and ISP-Bound Traffic that is not defined as MCA Traffic.

6.6.1.1 Either party providing Metropolitan Calling Area (MCA) service shall offer the full calling scope prescribed in Case No. TO-92-306, without regard to the identity of the called Party's local service provider. The Parties may offer additional toll-free outbound calling or other services in conjunction with MCA service, but in any such offering the Party shall not identify any calling scope other than that prescribed in Case No. TO-92-306 as "MCA" service.

6.6.1.2 Pursuant to the Missouri Public Service Commission Order in Case No. TO-99-483, MCA Traffic shall be exchanged on a Bill and Keep intercompany compensation basis meaning that the Party originating a call defined as MCA Traffic shall not compensate the terminating Party for terminating the call.

6.6.2 The Parties agree to use the LERG to provision the appropriate MCA NXXs in their networks. The LERG should be updated at least forty-five (45) calendar days in advance of opening a new code to allow the other Party the ability to make the necessary network modifications. If the Commission orders the Parties to use an alternative other than the LERG, the Parties will comply with the Commission's final order.

6.6.3 If CLEC provides service via Resale or in conjunction with ported numbers in the MCA, the appropriate MCA NXXs will be updated by AT&T MISSOURI.

6.7 Primary Toll Carrier Arrangements:

6.7.1 A Primary Toll Carrier (PTC) is a company that provides IntraLATA Toll Traffic Service for its own End User customers and potentially for a Third Party ILEC's End User customers. In this ILEC arrangement, the PTC would receive the ILEC End User IntraLATA toll traffic revenues and pay the ILEC for originating these toll calls. The PTC would also pay the terminating switched access charges on behalf of the ILEC. In AT&T GEORGIA, AT&T INDIANA, AT&T KENTUCKY, AT&T LOUISIANA, AT&T MISSISSIPPI, AT&T NEVADA, AT&T OKLAHOMA, AT&T SOUTH CAROLINA, and/or AT&T TENNESSEE wherein Primary Toll Carrier arrangements are mandated, and AT&T GEORGIA, AT&T INDIANA, AT&T KENTUCKY, AT&T LOUISIANA, AT&T MISSISSIPPI, AT&T NEVADA, AT&T OKLAHOMA, AT&T SOUTH CAROLINA, and/or AT&T TENNESSEE is functioning as the PTC for a Third Party ILEC's End User customers, the following provisions apply to the IntraLATA toll traffic which is subject to the PTC arrangement:

6.7.1.1 AT&T INDIANA, AT&T NEVADA, and/or AT&T OKLAHOMA, shall deliver such IntraLATA toll traffic that originated from that Third Party ILEC and terminated to CLEC as the terminating carrier in accordance with the terms and conditions of such PTC arrangement mandated by the respective state Commission. Where AT&T INDIANA, AT&T NEVADA, and/or AT&T OKLAHOMA is functioning as the PTC for Third Party ILEC's End User customers, AT&T INDIANA, AT&T NEVADA, and/or AT&T OKLAHOMA shall pay CLEC on behalf of the originating Third Party ILEC for the termination of such IntraLATA toll traffic at the terminating switched access rates as set forth in CLEC's intrastate access service tariff, but such compensation shall not exceed the compensation contained in the AT&T-22STATE intrastate access service tariff in the respective State.

6.7.1.2 AT&T GEORGIA, AT&T KENTUCKY, AT&T LOUISIANA, AT&T MISSISSIPPI, AT&T SOUTH CAROLINA, and/or AT&T TENNESSEE shall deliver such IntraLATA toll traffic that originated from that Third Party ILEC and terminated to CLEC as the terminating carrier in accordance with the terms and conditions of such PTC arrangement mandated by the respective state Commission. Where AT&T GEORGIA, AT&T KENTUCKY, AT&T LOUISIANA, AT&T MISSISSIPPI, AT&T SOUTH CAROLINA, and/or AT&T TENNESSEE is functioning as the PTC for a Third Party ILEC's End User customers, the following provisions apply to the minutes of use terminating to CLEC. AT&T GEORGIA, AT&T KENTUCKY, AT&T LOUISIANA, AT&T MISSISSIPPI, AT&T SOUTH CAROLINA, and/or AT&T TENNESSEE and CLEC will work cooperatively to develop a percentage of the amount of state specific PTC ILEC originated intraLATA toll minutes of use that are within the state specific total ILEC originated minutes of use reflected in the monthly EMI 11-01-01 Records provided to CLEC by AT&T GEORGIA, AT&T KENTUCKY, AT&T LOUISIANA, AT&T MISSISSIPPI, AT&T SOUTH CAROLINA, and/or AT&T TENNESSEE. CLEC will apply this state specific percentage against the state specific total ILEC originated EMI 11-01-01 minutes of use each month to determine the amount of PTC intraLATA toll minutes of use for which AT&T GEORGIA, AT&T KENTUCKY, AT&T LOUISIANA, AT&T MISSISSIPPI, AT&T SOUTH CAROLINA, and/or AT&T TENNESSEE will compensate CLEC. Such percentage will be updated no more than twice each year. AT&T GEORGIA, AT&T KENTUCKY, AT&T LOUISIANA, AT&T MISSISSIPPI, AT&T SOUTH CAROLINA, and/or AT&T TENNESSEE will compensate CLEC for this PTC traffic as it would for

AT&T-22STATE originated traffic as set forth in CLEC's Interconnection Agreement with AT&T-22STATE.

- 6.7.1.3 AT&T GEORGIA, AT&T INDIANA, AT&T KENTUCKY, AT&T LOUISIANA, AT&T MISSISSIPPI, AT&T NEVADA, AT&T OKLAHOMA, AT&T SOUTH CAROLINA, and/or AT&T TENNESSEE shall deliver such IntraLATA toll traffic that originated from CLEC and terminated to the Third Party ILEC as the terminating carrier in accordance with the terms and conditions of such PTC arrangement mandated by the respective state Commission. CLEC shall pay AT&T GEORGIA, AT&T INDIANA, AT&T KENTUCKY, AT&T LOUISIANA, AT&T MISSISSIPPI, AT&T NEVADA, AT&T OKLAHOMA, AT&T SOUTH CAROLINA, and/or AT&T TENNESSEE for the use of its facilities at the rates set forth in AT&T-22STATE's intrastate access service tariff in the respective state. CLEC shall pay the ILEC directly for the termination of such traffic originated from CLEC.

6.8 IntraLATA 800 Traffic:

- 6.8.1 The Parties shall provide to each other IntraLATA 800 Access Detail Usage Data for Customer billing and IntraLATA 800 Copy Detail Usage Data for access billing in Exchange Message Interface (EMI) format. On a monthly basis, at a minimum, the Parties agree to provide this data to each other at no charge. In the event of errors, omissions, or inaccuracies in data received from either Party, the liability of the Party providing such data shall be limited to the provision of corrected data only. If the originating Party does not send an End User billable Record to the terminating Party, the originating Party will not bill the terminating Party any interconnection charges for this traffic.
- 6.8.2 IntraLATA 800 Traffic calls are billed to and paid for by the called or terminating Party, regardless of which Party performs the 800 query. For AT&T SOUTHEAST REGION 9 STATE, each Party shall pay the other the appropriate switched access charges set forth in the AT&T SOUTHEAST REGION 9-STATE intrastate or interstate switched access tariffs. CLEC will pay AT&T SOUTHEAST REGION 9-STATE the database query charge as set forth in the AT&T SOUTHEAST REGION 9-STATE intrastate or interstate access services Tariff as filed and in effect with the FCC or appropriate Commission as applicable. Where technically feasible, each Party will provide to the other Party the appropriate Records, in accordance with industry standards, necessary for billing intraLATA 8YY customers. The Records provided will be in a standard EMI format. AT&T SOUTHEAST REGION 9-STATE provision of 8YY Toll Free Dialing (TFD) to CLEC requires interconnection from CLEC to AT&T SOUTHEAST REGION 9-STATE's 8YY Signal Channel Point (SCP). Such interconnections shall be established pursuant to AT&T-22STATE's Common Channel Signaling Interconnection Guidelines and Telcordia's CCS Network Interface Specification document, TR-TSV-000905. CLEC shall establish SS7 interconnection at the AT&T SOUTHEAST REGION 9-STATE Local Signal Transfer Points serving the AT&T SOUTHEAST REGION 9-STATE 8YY SCPs that CLEC desires to query. The terms and conditions for 8YY TFD are set out in AT&T SOUTHEAST REGION 9-STATE's intrastate access services tariff.

6.9 Meet-Point Billing (MPB) and IXC Switched Access Traffic Compensation:

- 6.9.1 Inter-carrier compensation for Switched Access Traffic shall be on a MPB basis as described below.
- 6.9.2 The Parties will establish MPB arrangements in order to jointly provide Switched Access Services via the respective carrier's Tandem Office Switch in accordance with the MPB guidelines contained
-

- in the OBF's Multiple Exchange Carriers Ordering and Design (MECOD) and Multiple Exchange Carrier Access Billing (MECAB) documents, as amended from time to time.
- 6.9.3 Billing for the Switched Exchange Access Services jointly provided by the Parties via MPB arrangements shall be according to the Multiple Bill/Single Tariff method. As described in the MECAB document, each Party will render a bill in accordance with its own tariff for that portion of the service it provides. Each Party will bill its own network access service rates. The Residual Interconnection Charge (RIC), if any, will be billed by the Party providing the End Office function.
- 6.9.4 The Parties will maintain provisions in their respective federal and state access tariffs, or provisions within the National Exchange Carrier Association (NECA) Tariff No. 4, or any successor tariff, sufficient to reflect this MPB arrangement, including MPB percentages.
- 6.9.5 As detailed in the MECAB document, the Parties will exchange all information necessary to accurately, reliably and promptly bill third parties for Switched Access Services traffic jointly handled by the Parties via the MPB arrangement, when the Parties do not have all detailed Recordings for billing.
- 6.9.5.1 The Parties agree that AT&T SOUTHEAST REGION 9-STATE will bill IXCs for originating and terminating access charges from AT&T SOUTHEAST REGION 9-STATE Recordings when AT&T SOUTHEAST REGION 9-STATE has direct connections with IXCs via AT&T SOUTHEAST REGION 9-STATE's access tandem. AT&T SOUTHEAST REGION 9-STATE will pass EMI Records to CLEC when AT&T SOUTHEAST REGION 9-STATE is the Official Recording Company. The Parties also agree that AT&T SOUTHEAST REGION 9-STATE and CLEC will exchange EMI records when each are acting as the official Recording Company and CLEC is the access tandem company with direct connections with IXCs.
- 6.9.5.2 The Parties also agree that AT&T-13STATE and CLEC will exchange EMI Records when each is acting as the Official Recording Company. As described in the MECAB document, the Official Recording Company for Tandem routed traffic is: (1) the End Office company for originating traffic, (2) the Tandem company for terminating traffic and (3) the SSP company for originating 800 traffic.
- 6.9.6 Information shall be passed or exchanged in a mutually acceptable electronic file transfer protocol. Where the EMI Records cannot be transferred due to a transmission failure, Records can be provided via a mutually acceptable medium. The provision of Access Usage Records (AURs) to accommodate MPB will be on a reciprocal, no charge basis. Each Party agrees to provide the other Party with AURs based upon mutually agreed upon intervals.
- 6.9.7 MPB shall also apply to all jointly provided Switched Access MOU traffic bearing the 900, or toll free NPAs (e.g., 800, 877, 866, 888 NPAs, or any other non-geographic NPAs).
- 6.9.7.1 For AT&T-13STATE, the Party that performs the SSP function (launches the query to the 800 database) will bill the 800 Service Provider for this function.
- 6.9.7.2 For AT&T SOUTHEAST REGION 9-STATE, CLEC will pay the database query charge set forth in the AT&T SOUTHEAST REGION 9-STATE intrastate or interstate access services Tariff.
- 6.9.8 AT&T-22STATE and CLEC agree to provide the other Party with notification of any discovered errors in the record exchange process within ten (10) Business Days of the discovery.
-

- 6.9.9 In the event of a loss of data, both Parties shall cooperate to reconstruct the lost data within sixty (60) calendar days of notification and if such reconstruction is not possible, shall accept a reasonable estimate of the lost data, based upon no less than three (3) and no more than twelve (12) consecutive months of prior usage data.
- 6.10 Compensation for Origination and Termination of InterLATA Traffic:
- 6.10.1 Where a CLEC originates or terminates its own End User InterLATA Traffic not subject to MPB, the CLEC must purchase feature group access service from AT&T-22STATE's state or federal access tariffs, whichever is applicable, to carry such InterLATA Traffic.
- 6.11 IntraLATA Toll Traffic Compensation:
- 6.11.1 For intrastate IntraLATA Message Telephone Service (MTS) toll traffic, compensation for termination of such traffic will be at terminating access rates. For intrastate IntraLATA 800 Service, compensation for termination of such traffic will be at originating access rates, including the Carrier Common Line (CCL) charge where applicable. The appropriate access rates are set forth in each Party's intrastate access service tariff, but such compensation shall not exceed the compensation contained in AT&T-22STATE's tariff in whose exchange area the End User is located.
- 6.11.2 For interstate IntraLATA MTS toll traffic, compensation for termination of such traffic will be at terminating access rates. For interstate IntraLATA 800 Service, compensation for termination of such traffic will be originating access rates, including the CCL charge where applicable. The appropriate access rates are set forth in each Party's interstate access service tariff, but such compensation shall not exceed the compensation contained in the AT&T-22STATE's tariff in whose exchange area the End User is located.
- 6.12 Billing Arrangements for Termination of Section 251(b)(5) Traffic, ISP-Bound Traffic, Optional EAS Traffic and IntraLATA Toll Traffic:
- 6.12.1 In AT&T-22STATE, each Party, unless otherwise agreed to by the Parties, will calculate terminating Interconnection MOUs based on standard switch Recordings made within terminating carrier's network for Section 251(b)(5) Traffic, Optional EAS Traffic, ISP-Bound Traffic, IntraLATA Toll Traffic, and in AT&T-13STATE, Wholesale Local Switching Traffic. These Recordings are the basis for each Party to generate bills to the other Party.
- 6.12.1.1 Where CLEC is using terminating Recordings to bill intercarrier compensation, AT&T-12STATE will provide the terminating Records where available by means of the Daily Usage File (DUF) to identify traffic that originates from an End User being served by a Third Party telecommunications carrier using an AT&T-12STATE non-resale offering whereby AT&T-12STATE provides the End Office switching on a wholesale basis. Such Records will contain the Operating Company Number (OCN) of the responsible LEC that originated the calls which CLEC may use to bill such originating carrier for MOUs terminated on CLEC's network.
- 6.12.2 For those usage based charges where actual charge information is not determinable by AT&T WEST REGION 2-STATE because the jurisdiction (i.e., intrastate vs. local) or origin of the traffic is unidentifiable, the Parties will jointly develop a Percent Local Usage (PLU) factor in order to determine the appropriate charges. PLU is calculated by dividing the Local MOU delivered to a Party for termination by the total MOU delivered to a Party for termination.
-

6.12.2.1 CLEC and **AT&T WEST REGION 2-STATE** agree to exchange such reports and/or data as provided in this Attachment to facilitate the proper billing of traffic. Either Party may request an audit of such usage reports on no fewer than thirty (30) Business Days written Notice and any audit shall be accomplished during normal business hours at the office of the Party being audited. Such audit must be performed by a mutually agreed-to auditor paid for by the Party requesting the audit. If mutual agreement cannot be reached within one (1) month of the date of the written request for an audit, the Parties shall use one (1) of the following independent auditors: PricewaterhouseCoopers, Ernst & Young, KPMG, or Deloitte Touche Tohmatsu (Big-4 Auditors). Selection of the Big-4 Auditor shall be made by the Party requesting the audit and the selected Big-4 Auditor must be independent as determined by current accounting and auditing standards promulgated by the appropriate accounting governing body. Such audit shall be requested within six (6) months of having received the usage reports from the other Party and may not be requested more than twice per year, once per calendar year for each call detail type unless the audit finds there has been a five percent (5%) or higher net error or variance in calculations. Based upon the audit, previous compensation, billing and/or settlements will be adjusted for the past six (6) months. If, as a result of the audit, either Party has overstated the PLU or underreported the call detail usage by five percent (5%) or more, that Party shall reimburse the auditing Party for the cost of the audit.

6.12.3 **AT&T SOUTHEAST REGION 9-STATE** Jurisdictional Reporting Process:

6.12.3.1 Each Party shall report to the other the projected PIU factors, including but not limited to PIU associated with facilities (PIUE) and Terminating PIU (TPIU) factors. The application of the PIU will determine the respective interstate traffic percentages to be billed at **AT&T SOUTHEAST REGION 9-STATE**'s FCC No. 1 Tariff rates. All jurisdictional report requirements, rules and regulations for IXC's specified in **AT&T SOUTHEAST REGION 9-STATE**'s interstate and/or intrastate access services tariff(s) will apply to CLEC. After interstate and intrastate traffic percentages have been determined by use of PIU procedures, the PLU and PLF factors will be used for application and billing of local traffic and facilities. The intrastate toll traffic shall be billed at **AT&T SOUTHEAST REGION 9-STATE**'s intrastate access services tariff rates. Each Party shall update its PIUs on the first of January, April, July and October of each year and shall send it to the other Party to be received no later than thirty (30) calendar days after the first of each such month to be effective the first bill period the following month, respectively, for all services showing the percentages of use for the past three (3) months ending the last day of December, March, June and September. Additional requirements associated with PIU calculations and reporting shall be as set forth in **AT&T SOUTHEAST REGION 9-STATE**'s Jurisdictional Factors Reporting Guide.

6.12.3.2 Each Party shall report to the other a PLU factor. The application of the PLU will determine the amount of local or ISP-Bound minutes to be billed to the other Party. Each Party shall update its PLU on the first of January, April, July and October of each year and shall send it to the other Party to be received no later than thirty (30) calendar days after the first of each such month to be effective the first bill period the following month, respectively, based on local and ISP-Bound usage for the past three (3) months ending the last day of December, March, June and September, respectively.

Requirements associated with PLU calculation and reporting shall be as set forth in AT&T SOUTHEAST REGION 9-STATE's Jurisdictional Factors Reporting Guide.

- 6.12.3.3 Each Party shall report to the other a PLF factor. The application of the PLF will determine the portion of switched dedicated transport to be billed per the local jurisdiction rates. The PLF shall be applied to multiplexing, local channel and interoffice channel switched dedicated transport utilized in the provision of Local Interconnection Trunks. Each Party shall update its PLF on the first of January, April, July and October of the year and shall send it to the other Party to be received no later than thirty (30) calendar days after the first of each such month to be effective the first bill period the following month, respectively. Requirements associated with PLF calculation and reporting shall be as set forth in AT&T SOUTHEAST REGION 9-STATE's Jurisdictional Factors Reporting Guide.
- 6.12.3.4 Notwithstanding the provisions in Section 6.12.3.1 above, Section 6.12.3.2 above and Section 6.12.3.3 above where AT&T SOUTHEAST REGION 9-STATE has message Recording technology that identifies the jurisdiction of traffic terminated to AT&T SOUTHEAST REGION 9-STATE, such information shall, at AT&T SOUTHEAST REGION 9-STATE's option, be utilized to determine the appropriate jurisdictional reporting factors (i.e., PLU, PIU, and/or PLF), in lieu of those provided by CLEC. In the event that AT&T SOUTHEAST REGION 9-STATE opts to utilize its own data to determine jurisdictional reporting factors, AT&T SOUTHEAST REGION 9-STATE shall notify CLEC at least fifteen (15) calendar days prior to the beginning of the calendar quarter in which AT&T SOUTHEAST REGION 9-STATE will begin to utilize its own data.
- 6.12.3.5 On thirty (30) calendar days written Notice, CLEC must provide AT&T SOUTHEAST REGION 9-STATE the ability and opportunity to conduct an annual audit to ensure the proper billing of traffic. CLEC shall retain Records of call detail for a minimum of nine (9) months from which the PLU, PLF and/or PIU can be ascertained. The audit shall be conducted during normal business hours at an office designated by CLEC. Audit requests shall not be submitted more frequently than one (1) time per calendar year. Audits shall be performed by an independent auditor chosen by AT&T SOUTHEAST REGION 9-STATE. The audited factor (PLF, PLU and/or PIU) shall be adjusted based upon the audit results and shall apply to the usage for the audited period through the time period when the audit is completed, to the usage for the quarter prior to the audit period, and to the usage for the two (2) quarters following the completion of the audit. If, as a result of an audit, CLEC is found to have overstated the PLF, PLU and/or PIU by five percentage points (5%) or more, CLEC shall reimburse AT&T SOUTHEAST REGION 9-STATE for the cost of the audit.
- 6.12.4 In states in which AT&T-22STATE has offered to exchange Section 251(b)(5) Traffic and ISP-Bound Traffic pursuant to the FCC's interim ISP terminating compensation plan set forth in the FCC ISP Compensation Order, ISP-Bound Traffic will be calculated using the 3:1 Presumption as set forth in Section 6.3.5 above of this Attachment.
- 6.12.5 The measurement of MOUs over Local Interconnection Trunk Groups shall be in actual conversation seconds. The total conversation seconds over each individual Local Interconnection Trunk Group will be totaled for the entire monthly bill and then rounded to the next whole minute.
-

6.12.6 All ISP-Bound Traffic for a given usage month shall be due and owing at the same time as payments for Section 251(b)(5) Traffic under this Attachment. The Parties agree that all terms and conditions regarding disputed MOUs, nonpayment, partial payment, late payment, interest on outstanding balances, or other billing and payment terms shall apply to ISP-Bound Traffic the same as for Section 251(b)(5) Traffic under this Attachment.

6.12.7 For billing disputes arising from Inter-carrier Compensation charges, the Party challenging the disputed amounts (the "Non-Paying Party") may withhold payment for the amounts in dispute (the "Disputed Amounts") from the Party rendering the bill (the "Billing Party") only for so long as the dispute remains pending pursuant to the dispute resolution procedures of the General Terms and Conditions. Late payment charges and interest will continue to accrue on the Disputed Amounts while the dispute remains pending. The Non-Paying Party need not pay late payment charges or interest on the Disputed Amounts for so long as the dispute remains pending pursuant to the dispute resolution procedures of the General Terms and Conditions. Upon resolution of the dispute pertaining to the Disputed Amounts in accordance with the dispute resolution provisions of the General Terms and Conditions: (1) the Non-Paying Party will remit the appropriate Disputed Amounts to the Billing Party, together with all related interest and late payment charges, to the Billing Party within ten (10) business days of the resolution of the dispute, if (and to the extent) the dispute is resolved in favor of the Billing Party; and/or (2) the Billing Party will render all appropriate credits and adjustments to the Non-Paying Party for the Disputed Amounts, together with all appropriate interest and late payment charges, within ten (10) business days of the resolution of the dispute, if (and to the extent) the dispute is resolved in favor of the Non-Paying Party.

6.12.8 In the event of a loss of data, both Parties shall cooperate to reconstruct the lost data within sixty (60) calendar days of notification and if such reconstruction is not possible, shall accept a reasonable estimate of the lost data, based upon no less than three (3) and no more than twelve (12) consecutive months of prior usage data.

6.13 Reservation of Rights and Specific Intervening Law Terms

6.13.1 In the event the pricing scheme in the FCC's Interim ISP Compensation Order (defined in Section 6.3 above of this Attachment) is modified, eliminated or replaced, then the Parties agree to negotiate an appropriate amendment to conform to such change in accordance with the Intervening Law provisions of this Agreement and such new or changed provisions will apply on a prospective basis, beginning with the effective date of the new order, unless a determination is made as to retroactive application in the decision rendering such modification, elimination or replacement, in which instance, the new or changed provisions will apply retroactively as set forth in the new order. Either Party may begin billing the other Party according to the terms of the new order, beginning sixty (60) calendar days after delivering a request to negotiate the change. True-up of any retroactive application, for either the amendment negotiation period and/or for the retroactive application period provided in the order, shall occur within one hundred and twenty (120) calendar days of the effective date of the order, or be subject to dispute under the General Terms and Conditions of this Agreement.

6.14 Switched Access Traffic

6.14.1 For purposes of this Agreement only, Switched Access Traffic shall mean all traffic that originates from an End User physically located in one (1) local exchange and delivered for termination to an End User physically located in a different local exchange (excluding traffic from exchanges sharing a common mandatory local calling area as defined in AT&T-22STATE's local exchange tariffs on

file with the applicable state commission) including, without limitation, any traffic that (i) terminates over a Party's circuit switch, including traffic from a service that originates over a circuit switch and uses Internet Protocol (IP) transport technology (regardless of whether only one provider uses IP transport or multiple providers are involved in providing IP transport) and/or (ii) originates from the End User's premises in IP format and is transmitted to the switch of a provider of voice communication applications or services when such switch utilizes IP technology. Notwithstanding anything to the contrary in this Agreement, all Switched Access Traffic shall be delivered to the terminating Party over feature group access trunks per the terminating Party's access tariff(s) and shall be subject to applicable intrastate and interstate switched access charges not to exceed AT&T's access tariff rates; provided, however, the following categories of Switched Access Traffic are not subject to the above stated requirement relating to routing over feature group access trunks:

- 6.14.1.1 IntraLATA Toll Traffic or Optional EAS Traffic from a CLEC End User that obtains local dial tone from CLEC where CLEC is both the Section 251(b)(5) Traffic provider and the IntraLATA toll provider,
- 6.14.1.2 IntraLATA Toll Traffic or Optional EAS Traffic from an AT&T-22STATE End User that obtains local dial tone from AT&T-22STATE where AT&T-22STATE is both the Section 251(b)(5) Traffic provider and the IntraLATA toll provider;
- 6.14.1.3 Switched Access Traffic delivered to AT&T-22STATE from an IXC where the terminating number is ported to another CLEC and the IXC fails to perform the LNP query; and/or
- 6.14.1.4 Switched Access Traffic delivered to either Party from a Third Party CLEC over Local Interconnection Trunk Groups destined to the other Party.

6.15 Notwithstanding anything to the contrary in this Agreement, each Party reserves its rights, remedies, and arguments relating to the application of switched access charges for traffic exchanged by the Parties prior to the Effective Date of this Agreement and described in the FCC's Order issued in the Petition for Declaratory Ruling that AT&T's Phone-to-Phone IP Telephony Services Exempt from Access Charges, WC Docket No. 01-361(Released April 21, 2004).

- 6.15.1 In the limited circumstances in which a Third Party CLEC delivers Switched Access Traffic as described in Section 6.14.1.4 above to either Party over Local Interconnection Trunk Groups, such Party may deliver such Switched Access Traffic to the terminating Party over Local Interconnection Trunk Groups. If it is determined that such traffic has been delivered over Local Interconnection Trunk Groups, and unless the traffic was delivered over Local Interconnection Trunk Groups pursuant to an agreement filed with, and approved by, the Commission, the terminating Party may object to the delivery of such traffic by providing written notice to the delivering Party pursuant to the Notice provisions set forth in the General Terms and Conditions and request removal of such traffic. The Parties will work cooperatively to identify the traffic with the goal of removing such traffic from the Local Interconnection Trunk Groups. If the delivering Party has not removed or is unable to remove such Switched Access Traffic as described in Section 6.14.1.4 above from the Local Interconnection Trunk Groups within sixty (60) calendar days of receipt of Notice from the other Party, the Parties agree to jointly file a complaint or any other appropriate action with the applicable Commission to seek any necessary permission to remove the traffic from such interconnection trunks up to and including the right to block such traffic and to obtain compensation, if appropriate, from the Third Party CLEC delivering such traffic to the extent it is not

blocked.

6.16 Alternate Tandem Provider

6.16.1 An Alternate Tandem Provider shall mean a Telecommunications Carrier, with no End Users, that provides Tandem Switching services to CLEC with whom it is directly interconnected for the purpose of delivering Third Party Originating Carrier traffic via direct interconnection arrangements with AT&T-22STATE to:

6.16.1.1 AT&T-22STATE's End User;

6.16.1.2 to an End User of a Third Party Terminating Carrier that utilizes local switching from AT&T-12STATE purchased on a wholesale basis to provide service to its End Users; and/or

6.16.1.3 a Third Party Terminating Carrier's End User.

6.16.2 Third Party Originating Carrier shall mean a CLEC, ILEC, CMRS provider and/or OE-LEC that sends traffic originated by its End Users to an Alternate Tandem Provider.

6.16.3 Third Party Terminating Carrier shall mean a CLEC, ILEC, CMRS provider, OE-LEC, AT&T-22STATE as the ILEC or a Carrier that utilizes local switching from AT&T-12STATE purchased on a wholesale basis to provide service to its End Users, to which traffic is terminated when CLEC uses an Alternate Tandem Provider.

6.16.4 When Alternate Tandem Provider sends Traffic originated by the End Users of CLEC functioning as the Third Party Originating Carrier to an End User of AT&T-22STATE who is functioning as the Third Party Terminating Carrier, CLEC is responsible for all MOUs billed by AT&T-22STATE for the termination of such traffic.

7.0 Recording

7.1 Responsibilities of the Parties

7.1.1 AT&T-22STATE will record all IXC transported messages for CLEC carried over all Feature Group Switched Access Services that are available to AT&T-22STATE provided Recording equipment or operators. Unavailable messages (i.e., certain operator messages that are not accessible by AT&T-22STATE-provided equipment or operators) will not be recorded. The Recording equipment will be provided at locations selected by AT&T-22STATE.

7.1.2 AT&T-22STATE will perform Assembly and Editing, Message Processing and provision of applicable AUR detail for IXC transported messages if the messages are recorded by AT&T-22STATE.

7.1.3 AT&T-22STATE will provide AURs that are generated by AT&T-22STATE.

7.1.4 Assembly and Editing will be performed on all IXC transported messages recorded by AT&T-22STATE.

7.1.5 Standard EMI Record formats for the provision of Billable Message detail and AUR detail will be established by AT&T-22STATE and provided to CLEC.

7.1.6 Recorded Billable Message detail and AUR detail will not be sorted to furnish detail by specific End Users, by specific groups of End Users, by office, by feature group or by location.

7.1.7 AT&T-22STATE will provide message detail to CLEC in data files, (a File Transfer Protocol or Connect:Direct “NDM”), or any other mutually agreed upon process to receive and deliver messages using software and hardware acceptable to both Parties. In order for the CLEC to receive End User billable Records, the CLEC may be required to obtain CMDS Hosting service from AT&T or another CMDS Hosting service provider.

7.1.8 CLEC will identify separately the location where the Data Transmissions should be sent (as applicable) and the number of times each month the information should be provided. AT&T-22STATE reserves the right to limit the frequency of transmission to existing AT&T-22STATE processing and work schedules, holidays, etc.

7.2 AT&T-22STATE will determine the number of data files required to provide the AUR detail to CLEC.

7.2.1 Recorded Billable Message detail and/or AUR detail previously provided CLEC and lost or destroyed through no fault of AT&T-22STATE will not be recovered and made available to CLEC except on an individual case basis at a cost determined by AT&T-22STATE.

7.2.2 When AT&T-22STATE receives rated Billable Messages from an IXC or another LEC that are to be billed by CLEC, AT&T-22STATE may forward those messages to CLEC.

7.2.3 AT&T-22STATE will record the applicable detail necessary to generate AURs and forward them to CLEC for its use in billing access to the IXC.

7.2.4 When CLEC is the Recording Company, the CLEC agrees to provide its recorded Billable Messages detail and AUR detail data to AT&T-22STATE under the same terms and conditions of this Section.

7.3 Basis of Compensation

7.3.1 AT&T-22STATE as the Recording Company, agrees to provide recording, Assembly and Editing, Message Processing and Provision of Message Detail for AURs ordered/required by the CLEC in accordance with this Section on a reciprocal, no-charge basis. CLEC, as the Recording Company, agrees to provide any and all AURs required by AT&T-22STATE on a reciprocal, no-charge basis. The Parties agree that this mutual exchange of Records at no charge to either Party shall otherwise be conducted according to the guidelines and specifications contained in the MECAB document.

7.4 Limitation of Liability

7.4.1 Except as otherwise provided herein, Limitation of Liability will be governed by the General Terms and Conditions of this Agreement.

7.4.2 Except as otherwise provided herein, neither Party shall be liable to the other for any special, indirect, or consequential damage of any kind whatsoever. A Party shall not be liable for its inability to meet the terms of this Agreement where such inability is caused by failure of the first Party to comply with the obligations stated herein. Each Party is obliged to use its best efforts to mitigate damages.

7.4.3 When either Party is notified that, due to error or omission, incomplete data has been provided to the non-Recording Company, each Party will make reasonable efforts to locate and/or recover the data and provide it to the non-Recording Company at no additional charge. Such requests to recover the data must be made within sixty (60) calendar days from the date the details initially were made available to the non-Recording Company. If written notification is not received within



- sixty (60) calendar days, the Recording Company shall have no further obligation to recover the data and shall have no further liability to the non-Recording Company.
- 7.4.4 If, despite timely notification by the non-Recording Company, message detail is lost and unrecoverable as a direct result of the Recording Company having lost or damaged tapes or incurred system outages while performing recording, Assembly and Editing, rating, Message Processing, and/or transmission of message detail, both Parties will estimate the volume of lost messages and associated revenue based on information available to it concerning the average revenue per minute for the average interstate and/or intrastate call. In such events, the Recording Company's liability shall be limited to the granting of a credit adjusting amounts otherwise due from it equal to the estimated net lost revenue associated with the lost message detail.
- 7.4.5 Each Party will not be liable for any costs incurred by the other Party when transmitting data files via data lines and a transmission failure results in the non-receipt of data.



ATTACHMENT 03 - STRUCTURE ACCESS



Table of Contents

1.0	INTRODUCTION	3
2.0	DEFINITIONS.....	3
3.0	GENERAL PROVISIONS	5
4.0	REQUIREMENTS AND SPECIFICATIONS.....	8
5.0	ADDITIONAL CLEC RESPONSIBILITIES	14
6.0	FACILITIES AND LICENSES	15
7.0	MAKE-READY WORK	16
8.0	APPLICATION FORM AND FEES.....	17
9.0	PROCESSING OF APPLICATIONS (INCLUDING PRE-LICENSE SURVEYS AND FIELD INSPECTIONS).....	18
10.0	ISSUANCE OF LICENSES.....	19
11.0	CONSTRUCTION OF CLEC'S FACILITIES	20
12.0	USE AND ROUTINE MAINTENANCE OF CLEC'S FACILITIES.....	22
13.0	MODIFICATION AND REPLACEMENT OF CLEC'S FACILITIES	23
14.0	REARRANGEMENT OF FACILITIES AT THE REQUEST OF ANOTHER.....	24
15.0	EMERGENCY REPAIRS AND POLE REPLACEMENTS	25
16.0	INSPECTION BY AT&T-22STATE OF CLEC'S FACILITIES.....	27
17.0	NOTICE OF NONCOMPLIANCE	28
18.0	UNAUTHORIZED OCCUPANCY OR UTILIZATION OF AT&T-22STATE'S FACILITIES	29
19.0	REMOVAL OF CLEC'S FACILITIES	30
20.0	RATES, FEES, CHARGES, AND BILLING.....	31
21.0	ADVANCE PAYMENT.....	32
22.0	INDEMNIFICATION.....	32

1.0 **Introduction**

- 1.1 This Attachment 03 - Structure Access (here-on referred to as "Appendix") sets forth the terms and conditions for Right(s) of Way (ROW), Conduits and Poles provided by **AT&T-22STATE** and CLEC.

2.0 **Definitions**

- 2.1 "Anchor" means a device, structure, or assembly which stabilizes a Pole and holds it in place. An Anchor assembly may consist of a rod and fixed object or plate, typically embedded in the ground, which is attached to a guy strand or guy wire, which, in turn, is attached to the Pole. The term Anchor does not include the guy strand which connects the Anchor to the Pole and includes only those Anchors which are owned by **AT&T-22STATE**, as distinguished from Anchors which are owned and controlled by other persons or entities.
- 2.2 "Anchor/Guy Strand" means supporting wires, typically stranded together, or other devices attached to a Pole and connecting that Pole to an Anchor or to another Pole for the purpose of increasing Pole stability. The term Anchor/Guy Strand includes, but is not limited to, strands sometimes referred to as Anchor strands, down guys, guy strands, and Pole-to-Pole guys.
- 2.3 "Application" means the process of requesting information related to records, Pole and/or Conduit availability, or make-ready requirements for **AT&T-22STATE**-owned or controlled Facilities. Each Application is limited in size to a maximum of 1) 100 consecutive Poles or 2) 10 consecutive Manhole sections or 5000 feet, whichever is greater. The Application includes (but is not limited to) request for records, records investigation and/or a field investigation, and Make-Ready Work.
- 2.4 "Assigned" when used with respect to Conduit or Duct space or Poles, means any space in such Conduit or Duct or on such Pole that is occupied by a Telecommunications Service provider or a municipal or other governmental authority. To ensure the judicious use of Poles and Conduits, space Assigned to a Telecommunications Service provider must be physically occupied by the service provider, be it **AT&T-22STATE** or a new entrant, within twelve (12) months of the space being Assigned.
- 2.5 "Attaching Party" means any Party wishing to make a physical Facility Attachment on or in any AT&T structure.
- 2.6 "Attachment" as used herein means the physical connection to **AT&T-22STATE**'s ROW and all associated Structure Access connectivity.
- 2.7 "Available" when used with respect to Conduit or Duct space or Poles, means any usable space in such Conduit or Duct or on such Pole not assigned to a specific provider at the applicable time.
- 2.8 "Conduit" means a structure containing one or more Ducts, usually placed in the ground, in which cables or wires may be installed.
- 2.9 "Conduit Occupancy" means the presence of wire, cable, optical conductors, or other Facilities within any portion of **AT&T-22STATE**'s Conduit System.
- 2.10 "Conduit System" means any combination of Ducts, Conduits, Manholes, and Handholes joined to form an integrated whole. In this Appendix, the term refers to Conduit Systems owned or controlled by **AT&T-22STATE**.
- 2.11 "Cost" means the charges made by **AT&T-22STATE** to CLEC for specific work performed, and shall be (a) the actual charges made by subcontractors to **AT&T-22STATE** for work and/or, (b) if the work was performed by **AT&T-22STATE** employees, it shall be calculated on an individual case basis, based on the estimated amount of work to be performed.
- 2.12 "Duct" means a single enclosed tube, pipe, or channel for enclosing and carrying cables, wires, and other Facilities. As used in this Appendix, the term Duct includes Inner-Ducts created by subdividing a Duct into smaller channels.

- 2.13 "Facilities" refer to any property or equipment used in the provision of Telecommunications Services.
- 2.14 "Handholes" means an enclosure, usually below ground level, used for the purpose of installing, operating, and maintaining facilities in a Conduit. A Handhole is too small to permit personnel to physically enter.
- 2.15 "Inner-Duct" means a pathway created by subdividing a Duct into smaller channels.
- 2.16 "Joint User" means a public utility (as a business organization, like an electric company, performing a public service and subject to special governmental regulation) which has entered into an Agreement with AT&T-22STATE providing reciprocal rights of attachment of Facilities owned by each Party to the Poles, Ducts, Conduits and ROW owned by the other Party.
- 2.17 "Joint Use Pole" means a pole not owned by AT&T-22STATE, but upon which AT&T-22STATE maintains its Facilities.
- 2.18 "Lashing" means an Attachment of a Sheath or Inner-Duct to a supporting strand.
- 2.19 "License" means any License issued pursuant to this Appendix and may, if the context requires, refer to Conduit Occupancy or Pole Attachment Licenses issued by AT&T-22STATE.
- 2.20 "Make-Ready Work" means all work performed or to be performed to prepare AT&T-22STATE's Conduit Systems, Poles or Anchors and related Facilities for the requested occupancy or attachment of CLEC's Facilities. Make-Ready Work includes, but is not limited to, clearing obstructions (e.g., by rodding Ducts to ensure clear passage), the rearrangement, transfer, replacement, and removal of existing Facilities on a Pole or in a Conduit System where such work is required solely to accommodate CLEC's Facilities and not to meet AT&T-22STATE's business needs or convenience. Make-Ready Work may require "dig ups" of existing Facilities and may include the repair, enlargement or modification of AT&T-22STATE's Facilities (including, but not limited to, Conduits, Ducts, Handholes and Manholes) or the performance of other work required to make a Pole, Anchor, Conduit or Duct usable for the initial placement of CLEC's Facilities.
- 2.21 "Manhole" means an enclosure, usually below ground level and entered through a hole on the surface covered with a cast iron or concrete Manhole cover, which personnel may enter and use for the purpose of installing, operating, and maintaining Facilities in a Conduit.
- 2.22 "Occupancy" means the physical presence of Telecommunication Facilities in a Duct, on a Pole, or within a ROW.
- 2.23 "Overlashing" involves an attacher tying communication conductors to existing, supportive strands of cable on poles, which enables attachers to replace deteriorated cables or expand the capacity of existing facilities while reducing construction disruption and associated expense.
- 2.24 "Pole" means both utility Poles and Anchors but only to those utility Poles and Anchors owned or controlled by AT&T-22STATE, and does not include utility Poles or Anchors with respect to which AT&T-22STATE has no legal authority to permit attachments by other persons or entities.
- 2.25 "Pole Attachment Act" and "Pole Attachment Act of 1978" means those provisions of the Act, as amended, now codified as 47 U.S.C. § 224.
- 2.26 "Pre-License Survey" means all work and activities performed or to be performed to determine whether there is adequate capacity on a Pole or in a Conduit or Conduit System (including Manholes and Handholes) to accommodate CLEC's Facilities and to determine what Make-Ready Work, if any, is required to prepare the Pole, Conduit or Conduit System to accommodate CLEC's Facilities.
- 2.27 "Right(s) of Way (ROW)" means the right to use the land or other property of another party to place Poles, Conduits, cables, other structures and equipment, or to provide passage to access such structures and equipment. A ROW

may run under, on, or above public or private property (including air space above public or private property) and may include the right to use discrete space in buildings, building complexes, or other locations.

- 2.28 "Sheath" or "Sheathing" means an outer covering containing communications wires, fibers, or other communications media.
- 2.29 "Spare Capacity" means any Poles, Conduit, Duct or Inner-Duct not currently assigned or subject to a pending Application for Attachment/Occupancy. Spare Capacity does not include an Inner-Duct (not to exceed one Inner-Duct per party) reserved by AT&T-22STATE, CLEC, or a Third Party for maintenance, repair, or emergency restoration.

3.0 General Provisions

3.1 Undertaking of AT&T-22STATE:

- 3.1.1 AT&T-22STATE shall provide CLEC with equal and nondiscriminatory access to Pole space, Conduits, Ducts, and ROW on terms and conditions equal to those provided by AT&T-22STATE to itself or to any other Telecommunications Service provider. Further, AT&T-22STATE shall not withhold or delay assignment of such Facilities to CLEC because of the potential or forecasted needs of itself or Third Parties.

3.2 Attachments and Occupancies Authorized by this Appendix:

- 3.2.1 AT&T-22STATE shall issue one or more Licenses to CLEC authorizing CLEC to attach Facilities to AT&T-22STATE's owned or controlled Poles and to place Facilities within AT&T-22STATE's owned or controlled Conduits, Ducts or ROW under the terms and conditions set forth in this Appendix and the Act.
- 3.2.2 Unless otherwise provided herein, authority to attach Facilities to AT&T-22STATE's owned or controlled Poles, to place Facilities within AT&T-22STATE's owned or controlled Conduits, Ducts or ROW shall be granted only in individual Licenses granted under this Appendix and the placement or use of such Facilities shall be determined in accordance with such Licenses and procedures established in this Appendix.
- 3.2.3 CLEC agrees that its attachment of Facilities to AT&T-22STATE's owned or controlled Poles, occupancy of AT&T-22STATE's owned or controlled Conduits, Ducts or ROW shall take place pursuant to the licensing procedures set forth herein, and AT&T-22STATE agrees that it shall not unreasonably withhold or delay issuance of such Licenses.
- 3.2.4 CLEC may not sublease or otherwise authorize any Third Party to use any part of the AT&T-22STATE Facilities licensed to CLEC under this Appendix, except that CLEC may lease its own Facilities to Third Parties, or allow Affiliates to over lash cables to CLEC cables. Notwithstanding the above, upon Notice to AT&T-22STATE, CLEC may permit Third Parties who have an Agreement with AT&T-22STATE to over lash to existing CLEC attachments in accordance with the terms and conditions of such Third Party's Agreement with AT&T-22STATE.
- 3.2.5 Attaching Party warrants that any over lashing the Attaching Party conducts or permits (via a third party or contractor) shall meet the following requirements: (1) the over lashing complies with the NESC and any other industry standards; (2) the Attaching Party has computed the pole loading with the additional overlashed facility, and the pole will not be overloaded with the addition of the overlashed facility; (3) the Attaching Party has determined that no make ready is necessary to accommodate the overlashed facility, or will insure that any make-ready necessary will be conducted before the over lashing occurs. Attaching Party agrees to indemnify AT&T-22STATE should any of the warranties be breached.

3.3 Licenses:

- 3.3.1 Subject to the terms and conditions set forth in this Appendix, AT&T-22STATE shall issue to CLEC one or

more Licenses per state authorizing CLEC to place or attach Facilities in or to specified Poles, Conduits, Ducts or ROW owned or controlled by AT&T-22STATE located within the state on a “first-come, first-served” basis. AT&T-22STATE may deny a License Application if AT&T-22STATE determines that the Pole, Conduit or Duct space specifically requested by CLEC is necessary to meet AT&T-22STATE’s present needs, or is Licensed by AT&T-22STATE to another CLEC, or is otherwise unavailable based on engineering concerns. AT&T-22STATE shall provide written Notice to CLEC within a reasonable time specifying in detail the reasons for denying CLEC’s request. AT&T-22STATE shall have the right to designate the particular Duct(s) to be occupied, the location and manner in which CLEC’s Facilities will enter and exit AT&T-22STATE’s Conduit System and the specific location and manner of installation for any associated equipment which is permitted by AT&T-22STATE to occupy the Conduit System.

3.4 Access and Use of ROW:

- 3.4.1 AT&T-22STATE acknowledges that it is required by the Act to afford CLEC access to and use of all associated ROW to any sites where AT&T-22STATE’s owned or controlled Poles, Manholes, Conduits, Ducts or other parts of AT&T-22STATE’s owned or controlled Conduit Systems are located.
- 3.4.2 AT&T-22STATE shall provide CLEC with access to and use of such ROW to the same extent and for the same purposes that AT&T-22STATE may access or use such ROW, including but not limited to access for ingress, egress or other access and to construct, utilize, maintain, modify, and remove Facilities for which Pole attachment, Conduit Occupancy, or ROW use Licenses have been issued, provided that any Agreement with a Third Party under which AT&T-22STATE holds such rights expressly or impliedly grants AT&T-22STATE the right to provide such rights to others.
- 3.4.3 Where AT&T-22STATE notifies CLEC that AT&T-22STATE’s Agreement with a Third Party does not expressly or impliedly grant AT&T-22STATE the ability to provide such access and use rights to others, upon CLEC’s request, AT&T-22STATE will use its best efforts to obtain the owner’s consent and to otherwise secure such rights for CLEC. CLEC agrees to reimburse AT&T-22STATE for the reasonable and demonstrable Costs incurred by AT&T-22STATE in obtaining such rights for CLEC.
- 3.4.4 In cases where a Third Party Agreement does not grant AT&T-22STATE the right to provide access and use rights to others as contemplated in Section 3.4.2 above and AT&T-22STATE, despite its best efforts, is unable to secure such access and use rights for CLEC in accordance with Section 3.4.3 above, or, in the case where CLEC elects not to invoke its rights under Section 3.4.2 above or Section 3.4.3 above, CLEC shall be responsible for obtaining such permission to access and use such ROW. AT&T-22STATE shall cooperate with CLEC in obtaining such permission and shall not prevent or delay any Third Party assignment of ROWs to CLEC.
- 3.4.5 Where AT&T-22STATE has any ownership or ROW to buildings or building complexes, or within buildings or building complexes, AT&T-22STATE shall offer to CLEC through a License or other attachment:
 - 3.4.5.1 The right to use any available space owned or controlled by AT&T-22STATE in the building or building complex to install CLEC equipment and Facilities; and
 - 3.4.5.2 Ingress and egress to such space.
- 3.4.6 Except to the extent necessary to meet the requirements of the Act, neither this Appendix nor any License granted hereunder shall constitute a conveyance or assignment of any of either Party’s rights to use any public or private ROW, and nothing contained in this Appendix or in any License granted hereunder shall be construed as conferring on one Party any right to interfere with the other Party’s access to any such public or private ROW.

3.5 No Effect on AT&T-22STATE’s Right to Convey Property:

- 3.5.1 Nothing contained in this Appendix or in any License issued hereunder shall in any way affect the right of AT&T-22STATE to convey to any other person or entity any interest in real or personal property, including any Poles, Conduit or Ducts to or in which CLEC has attached or placed Facilities pursuant to Licenses issued under this Appendix provided however that AT&T-22STATE shall give CLEC reasonable advance written Notice of such intent to convey.
- 3.5.2 Nothing herein contained shall be construed as a grant of any exclusive authorization, right or privilege to CLEC. AT&T-22STATE shall have the right to grant, renew and extend rights and privileges to others not Parties to this Agreement, by contract or otherwise, to use any Pole, Anchor, or Conduit System covered by this Appendix and CLEC's rights hereunder.
- 3.6 No Effect on AT&T-22STATE's Rights to Manage its Own Facilities:
- 3.6.1 This Appendix shall not be construed as limiting or interfering with AT&T-22STATE's rights set forth below, except to the extent expressly provided by the provisions of this Appendix or Licenses issued hereunder or by the Act or other applicable laws, rules or regulations:
- 3.6.1.1 To locate, relocate, move, replace, modify, maintain, and operate AT&T-22STATE's own Facilities within AT&T-22STATE's Conduits, Ducts or ROW or any of AT&T-22STATE's Facilities attached to AT&T-22STATE's Poles at any time and in any reasonable manner which AT&T-22STATE deems appropriate to serve its End Users, avail itself of new business opportunities, or otherwise meet its business needs; or
- 3.6.1.2 enter into new agreements or arrangements with other persons or entities permitting them to attach or place their Facilities to or in AT&T-22STATE's Poles, Conduits or Ducts; provided, however, that such relocations, moves, replacements, modifications, maintenance and operations or new Attachments or arrangements shall not substantially interfere with CLEC's Pole Attachment, Conduit Occupancy or ROW use rights provided by Licenses issued pursuant to this Appendix.
- 3.7 No Effect on CLEC's Rights to Manage its Own Facilities:
- 3.7.1 This Appendix shall not be construed as limiting or interfering with CLEC's rights set forth below, except to the extent expressly provided by the provisions of this Appendix or Licenses issued hereunder or by the Act or other applicable laws, rules or regulations:
- 3.7.1.1 To locate, relocate, move, replace, modify, maintain, and operate its own Facilities within AT&T-22STATE's Conduits, Ducts or ROW or its Facilities attached to AT&T-22STATE's Poles at any time and in any reasonable manner which CLEC deems appropriate to serve its End Users, avail itself of new business opportunities, or otherwise meet its business needs; or
- 3.7.1.2 To enter into new agreements or arrangements with other persons or entities permitting CLEC to attach or place its Facilities to or in such other persons' or entities' Poles, Conduits or Ducts, or ROW; provided, however, that such relocations, moves, replacements, modifications, maintenance and operations or new Attachments or arrangements shall not conflict with CLEC's obligations under Licenses issued pursuant to this Appendix.
- 3.8 No Right to Interfere with Facilities of Others:
- 3.8.1 The provisions of this Appendix or any License issued hereunder shall not be construed as authorizing either Party to this Appendix to rearrange or interfere in any way with any of the other Party's Facilities, with the Facilities of other persons or entities, or with the use of or access to such Facilities by such other party or such other persons or entities, except to the extent expressly provided by the provisions of this Appendix

or any License issued hereunder or by the Act or other applicable laws, rules or regulations.

3.8.2 CLEC acknowledges that the Facilities of persons or entities other than AT&T-22STATE and CLEC may be attached to or occupy AT&T-22STATE's Poles, Conduits, Ducts and ROW.

3.8.3 AT&T-22STATE shall not attach, or give permission to any Third Parties to attach Facilities to, existing CLEC Facilities without CLEC's prior written consent. If AT&T-22STATE becomes aware of any such unauthorized attachment to CLEC Facilities, AT&T-22STATE shall use its best efforts to rectify the situation as soon as practicable.

3.8.4 With respect to Facilities occupied by CLEC or the subject of an Application for attachment by CLEC, AT&T-22STATE will give to CLEC sixty (60) calendar days written Notice for Conduit extensions or reinforcements, sixty (60) calendar days written Notice for Pole line extensions, sixty (60) calendar days written Notice for Pole replacements, and sixty (60) calendar days written Notice of AT&T-22STATE's intention to construct, reconstruct, expand or place such Facilities or of AT&T-22STATE's intention not to maintain or use any existing Facility.

3.8.4.1 Where AT&T-22STATE elects to abandon or remove AT&T-22STATE Facilities, the Facilities will be offered to existing occupants on a first-in, first-right to maintain basis. The first existing occupant electing to exercise this option will be required to execute the appropriate Agreement with AT&T-22STATE to transfer (purchase Attachment) ownership from AT&T-22STATE to that existing occupant, subject to then-existing licenses pertaining to such Facilities. If none of the existing occupants elect to maintain such Facilities, all occupants will be required to remove their existing Facilities within ninety (90) calendar days of written Notice from AT&T-22STATE.

3.8.4.2 If an emergency or provisions of an applicable joint use Agreement require AT&T-22STATE to construct, reconstruct, expand or replace Poles, Conduits or Ducts occupied by CLEC or the subject of an Application for Attachment by CLEC, AT&T-22STATE will notify CLEC as soon as reasonably practicable of such proposed construction, reconstruction, expansion or replacement to enable CLEC, if it so desires, to request that a Pole, Conduit or Duct of greater height or capacity be utilized to accommodate an anticipated Facility need of CLEC.

3.8.5 Upon request and at CLEC's expense, AT&T-22STATE shall remove any retired cable from Conduit Systems to allow for the efficient use of Conduit space within a reasonable period of time. AT&T-22STATE retains salvage rights on any cable removed. In order to safeguard its structures and Facilities, AT&T-22STATE reserves the right to remove retired cables and is under no obligation to allow CLEC the right to remove such cables. Based on sound engineering judgment, there may be situations where it would neither be feasible nor practical to remove retired cables.

3.9 Assignment of Space:

3.9.1 Assignment of space on Poles, in Conduits or Ducts and within ROW's will be made pursuant to Licenses granted by AT&T-22STATE on an equal basis to AT&T-22STATE, CLEC and other Telecommunication Service providers.

4.0 Requirements and Specifications

4.1 Industry recognized standards are incorporated below by reference. CLEC agrees that its Facilities shall be placed, constructed, maintained, repaired, and removed in accordance with current (as of the date when such work is performed) editions of the following publications:

4.1.1 The Blue Book Manual of Construction Procedures, Special Report SR TAP 001421, published by Telcordia Technologies, f/k/a Bell Communications Research, Inc. ("BellCore"), and sometimes referred to as the

"Blue Book";

4.1.2 The National Electrical Code (NEC); and

4.1.3 The current version of The National Electrical Safety Code (NESC).

4.2 Changes in Industry Recognized Standards:

4.2.1 CLEC agrees to rearrange its Facilities in accordance with changes in the standards published in the publications specified in Section 4.1 above of this Appendix if required by law to do so or upon the mutual Agreement of the Parties.

4.3 Additional Electrical Design Specifications:

4.3.1 CLEC agrees that, in addition to specifications and requirements referred to in Section 4.1 above, CLEC's Facilities placed in AT&T-22STATE's Conduit System shall meet all of the following electrical design specifications:

4.3.1.1 No Facility shall be placed in AT&T-22STATE's Conduit System in violation of FCC regulations.

4.3.1.2 CLEC's Facilities placed in AT&T-22STATE's Conduit System shall not be designed to use the earth as the sole conductor for any part of CLEC's circuits.

4.3.1.3 CLEC's Facilities carrying more than 50 volts AC rms (root mean square) to ground or 135 volts DC to ground shall be enclosed in an effectively grounded Sheath or shield.

4.3.1.4 No coaxial cable of CLEC shall occupy a Conduit System containing AT&T-22STATE's cable unless such cable of CLEC meets the voltage limitations of Article 820 of the National Electrical Code referred to in Section 4.1.2 above.

4.3.1.5 CLEC's coaxial cable may carry continuous DC voltages up to 1800 volts to ground where the conductor current will not exceed one-half (1/2) amperes and where such cable has two (2) separate grounded metal Sheaths or shields and a suitable insulating jacket over the outer Sheath or shield. The power supply shall be so designed and maintained that the total current carried over the outer Sheath shall not exceed 200 micro-amperes under normal conditions. Conditions which would increase the current over this level shall be cleared promptly.

4.3.1.6 Neither Party shall circumvent the other Party's corrosion mitigation measures. Each Party's new Facilities shall be compatible with the other Party's Facilities so as not to damage any Facilities of the other Party by corrosion or other chemical reaction.

4.4 Additional Physical Design Specifications:

4.4.1 CLEC's Facilities placed in AT&T-22STATE's Conduit System must meet all of the following physical design specifications:

4.4.1.1 Cables bound or wrapped with cloth or having any kind of fibrous coverings or impregnated with an adhesive material shall not be placed in AT&T-22STATE's Conduit or Ducts.

4.4.1.2 The integrity of AT&T-22STATE's Conduit System and overall safety of AT&T-22STATE's personnel and other personnel working in AT&T-22STATE's Conduit System requires that "dielectric cable" be placed when CLEC's cable Facility utilizes an alternative Duct or route that is shared in the same trench by any current carrying Facility of a power utility.

4.4.1.3 New construction splices in CLEC's fiber optic and twisted pair cables shall be located in Manholes, pull boxes or Handholes.

4.5 Additional Specifications Applicable to Connections:

4.5.1 The following specifications apply to connections of CLEC's Conduit to AT&T-22STATE's Conduit System:

4.5.1.1 CLEC will be permitted to connect its Conduit or Duct only at an AT&T-22STATE Manhole. No attachment will be made by entering or breaking into Conduit between Manholes. All necessary work to install CLEC Facilities will be performed by CLEC or its contractor at CLEC's expense. In no event shall CLEC or its contractor "core bore" or make any other modification to AT&T-22STATE Manhole(s) without the prior written approval of AT&T-22STATE, which approval will not be unreasonably delayed or withheld.

4.5.1.2 If CLEC constructs or utilizes a Duct connected to AT&T-22STATE's Manhole, the Duct and all connections between that Duct and AT&T-22STATE's Manhole shall be sealed, to the extent practicable, to prevent the entry of gases or liquids into AT&T-22STATE's Conduit System. If CLEC's Duct enters a building, it shall also be sealed where it enters the building and at all other locations necessary to prevent the entry of gases and liquids from the building into AT&T-22STATE's Conduit System.

4.6 Requirements Relating to Personnel, Equipment, Material, and Construction Procedures Generally:

4.6.1 Duct clearing, rodding or modifications required to grant CLEC access to AT&T-22STATE's Conduit Systems may be performed by AT&T-22STATE at CLEC's expense at charges which represent AT&T-22STATE's actual Costs. Alternatively (at CLEC's option) such work may be performed by a contractor who demonstrates compliance with AT&T-22STATE certification requirements, which certification requirements shall be consistent with F.C.C. rules. The Parties acknowledge that CLEC, its contractors, and other persons acting on CLEC's behalf will perform work for CLEC (e.g., splicing CLEC's Facilities) within AT&T-22STATE's Conduit System. CLEC represents and warrants that neither CLEC nor any Person Acting on CLEC's behalf shall permit any person to climb or work on or in any of AT&T-22STATE's Poles or to enter AT&T-22STATE's Manholes or work within AT&T-22STATE's Conduit System unless such person has the training, skill, and experience required to recognize potentially dangerous conditions relating to Pole or the Conduit Systems and to perform the work safely.

4.6.2 CLEC's Facilities within AT&T-22STATE's Conduit System shall be constructed, placed, rearranged, modified, and removed upon receipt of License specified in Section 6.1. However, no such License will be required for the inspection, maintenance, repair or non-physical modifications of CLEC's Facilities.

4.6.3 Rodding or clearing of Ducts in AT&T-22STATE's Conduit System shall be done only when specific authorization for such work has been obtained in advance from AT&T-22STATE, which authorization shall not be unreasonably delayed or withheld by AT&T-22STATE. The Parties agree that such rodding or clearing shall be performed according to existing industry standards and practices. CLEC may contract with AT&T-22STATE for performance of such work or (at CLEC's option) with a contractor who demonstrates compliance with AT&T-22STATE certification requirements.

4.6.4 Personnel performing work on AT&T-22STATE's or CLEC's behalf in AT&T-22STATE's Conduit System shall not climb on, step on, or otherwise disturb the other Party's or any Third Party's cables, air pipes, equipment, or other Facilities located in any Manhole or other part of AT&T-22STATE's Conduit System.

4.6.5 Personnel performing work on AT&T-22STATE's or CLEC's behalf within AT&T-22STATE's Conduit System (including any Manhole) shall, upon completing their work, make reasonable efforts to remove all tools, unused materials, wire clippings, cable Sheathing and other materials brought by them to the work site.

4.6.6 All of CLEC's Facilities shall be firmly secured and supported in accordance with Telcordia and industry

standards as referred to in Section 4.1 above.

4.6.7 Identification of Facilities in Conduit/Manholes:

4.6.7.1 CLEC's Facilities shall be plainly identified with CLEC's name in each Manhole with a firmly affixed permanent tag that meets standards set by **AT&T-22STATE** for its own Facilities.

4.6.8 Identification of Pole Attachments.

4.6.8.1 CLEC's Facilities attached to **AT&T-22STATE** Poles shall be plainly identified with CLEC's name firmly affixed at each Pole by a permanent tag that meets industry standards as referred to in Section 4.1 above.

4.6.9 Manhole pumping and purging required in order to allow CLEC's work operations to proceed shall be performed by a vendor approved by **AT&T-22STATE** in compliance with **AT&T-22STATE** Practice Sec. 620-145-011BT, "Manhole Contaminants, Water, Sediment or Debris Removal and Reporting Procedures", and any amendments, revisions or supplements thereto and in compliance with all regulations and standards established by the United States Environmental Protection Agency and by any applicable state or local environmental regulators.

4.6.10 Planks or other types of platforms shall not be installed using cables, pipes or other equipment as a means of support. Platforms shall be supported only by cable racks.

4.6.11 Any leak detection liquid or device used by CLEC or personnel performing work on CLEC's Facilities within **AT&T-22STATE**'s Conduit System shall be of a type approved by **AT&T-22STATE** or Telcordia as referenced in Section 4.1 above.

4.6.12 When CLEC or personnel performing work on CLEC's behalf are working within or in the vicinity of any part of **AT&T-22STATE**'s Poles or Conduit System which is located within, under, over, or adjacent to streets, highways, alleys or other traveled ROW, CLEC and all personnel performing work on CLEC's behalf shall follow procedures which CLEC deems appropriate for the protection of persons and property. CLEC shall be responsible, at all times, for determining and implementing the specific steps required to protect persons and property at the site. CLEC will provide all traffic control and warning devices required to protect pedestrian and vehicular traffic, workers and property from danger. **AT&T-22STATE** shall have no responsibility for the safety of personnel performing work on CLEC's behalf, for the safety of bystanders, and for insuring that all operations conform to current OSHA regulations and all other governmental rules, ordinances or statutes. **AT&T-22STATE** reserves the right to suspend CLEC's activities on, in or in the vicinity of **AT&T-22STATE**'s Poles or Conduit System if, in **AT&T-22STATE**'s reasonable judgment, any hazardous condition arises due to the activity (including both acts and omissions) of CLEC or any personnel performing work on CLEC's behalf, which suspension shall cease when the condition has been rectified.

4.6.13 Except for protective screens, no temporary cover shall be placed by CLEC or personnel performing work on CLEC's behalf over an open Manhole unless it is at least four (4) feet above the surface level of the Manhole opening.

4.6.14 Smoking or the use of any open flame is prohibited in **AT&T-22STATE**'s Manholes, in any other portion of **AT&T-22STATE**'s Conduit System, or within ten (10) feet of any open Manhole entrance; provided that this provision will not prohibit the use of spark producing tools such as electric drills, fusion splicers, etc.

4.6.15 Artificial lighting, when required, will be provided by CLEC. Only explosion proof lighting fixtures shall be used.

4.6.16 Neither CLEC nor personnel performing work on CLEC's behalf shall allow any combustible gas, vapor, liquid, or material to accumulate in **AT&T-22STATE**'s Conduit System (including any Manhole) during work

operations performed within or in the vicinity of **AT&T-22STATE**'s Conduit System.

- 4.6.17 CLEC will abide by any laws, regulations or ordinances regarding the use of spark producing tools, equipment or devices in **AT&T-22STATE**'s Manholes, in any other portions of **AT&T-22STATE**'s Conduit System, or within ten (10) feet of any open Manhole opening. This includes, but is not limited to, such tools as electric drills and hammers, meggers, breakdown sets, induction sets, and the like.

4.7 Opening of Manholes:

- 4.7.1 The following requirements apply to the opening of **AT&T-22STATE**'s Manholes and the authority of **AT&T-22STATE** personnel present when work on CLEC's behalf is being performed within or in the vicinity of **AT&T-22STATE**'s Conduit System.

- 4.7.1.1 **AT&T-22STATE**'s Manholes shall be opened only as permitted by **AT&T-22STATE**'s authorized employees or agents, which permission shall not be unreasonably denied or delayed.
- 4.7.1.2 CLEC shall notify **AT&T-22STATE** forty-eight (48) hours in advance of any routine work operation requiring entry into any of **AT&T-22STATE**'s Manholes.
- 4.7.1.3 CLEC shall be responsible for obtaining any necessary authorization from appropriate authorities to open Manholes for Conduit work operations therein.
- 4.7.1.4 **AT&T-22STATE**'s authorized employee or agent shall not direct or control the conduct of CLEC's work at the work site. The presence of **AT&T-22STATE**'s authorized employee or agent at the work site shall not relieve CLEC or personnel performing work on CLEC's behalf of their responsibility to conduct all work operations within **AT&T-22STATE**'s Conduit System in a safe and workmanlike manner.
- 4.7.1.5 Although **AT&T-22STATE**'s authorized employee or agent shall not direct or control the conduct of CLEC's work at the work site, **AT&T-22STATE**'s employee or agent shall have the authority to suspend CLEC's work operations within **AT&T-22STATE**'s Conduit System if, in the reasonable discretion of such **AT&T-22STATE** employee or agent, it appears that any hazardous conditions arise or any unsafe practices are being followed by CLEC or personnel performing work on CLEC's behalf.

4.8 Occupational Safety and Health Administration (OSHA) Compliance: Notice to **AT&T-22STATE** of Unsafe Conditions:

4.8.1 CLEC agrees that:

- 4.8.1.1 Its Facilities shall be constructed, placed, maintained, repaired, and removed in accordance with OSHA's rules and regulations promulgated thereunder.
- 4.8.1.2 All persons acting on CLEC's behalf, including but not limited to CLEC's employees, agents, contractors, and subcontractors shall, when working on or within **AT&T-22STATE**'s Poles or Conduit System, comply with OSHA and all rules and regulations thereunder.
- 4.8.1.3 CLEC shall establish appropriate procedures and controls to assure compliance with all requirements of this Section.
- 4.8.1.4 CLEC (and any Person Acting on CLEC's Behalf) may report unsafe conditions on, in or in the vicinity of **AT&T-22STATE**'s Poles or Conduit System to **AT&T-22STATE**.

4.9 Compliance with Environmental Laws and Regulations:

- 4.9.1 CLEC acknowledges that, from time to time, environmental contaminants may enter **AT&T-22STATE**'s Conduit System and accumulate in Manholes or other Conduit Facilities and that certain Conduits (Transite type) are constructed with asbestos-containing materials. If **AT&T-22STATE** has knowledge of the presence of such contaminants in a Conduit for which CLEC has applied for or holds a License, **AT&T-22STATE** will promptly notify CLEC of such fact.
- 4.10 Notwithstanding any of **AT&T-22STATE**'s notification requirements in this Appendix, CLEC acknowledges that some of **AT&T-22STATE**'s Conduit is fabricated from asbestos-containing materials. Such Conduit is generally marked with a designation of "C Fiber Cement Conduit", "Transite", or "Johns-Manville". Until proven otherwise, CLEC will presume that all Conduit not fabricated of plastic, tile, or wood is asbestos-containing and will handle it pursuant to all applicable regulations relating to worker safety and protection of the environment.
- 4.11 **AT&T-22STATE** makes no representations to CLEC or personnel performing work on CLEC's behalf that **AT&T-22STATE**'s Conduit System or any specific portions thereof will be free from environmental contaminants at any particular time. CLEC agrees to comply with the following provisions relating to compliance with environmental laws and regulations:
- 4.11.1 CLEC's Facilities shall be constructed, placed, maintained, repaired, and removed in accordance with all applicable federal, state, and local environmental statutes, ordinances, rules, regulations, and other laws, including but not limited to the Resource Conservation and Recovery Act (42 U.S.C. §§ 9601 et. seq.), the Toxic Substance Control Act (15 U.S.C. §§ 2601 2629), the Clean Water Act (33 U.S.C. §§ 1251 et. seq.), and the Safe Drinking Water Act (42 U.S.C. §§ 300f 300j).
- 4.11.2 All persons acting on CLEC's behalf, including but not limited to CLEC's employees, agents, contractors, and subcontractors, shall, when working on, within or in the vicinity of **AT&T-22STATE**'s Poles or Conduit System, comply with all applicable federal, state, and local environmental laws, including but not limited to all environmental statutes, ordinances, rules, and regulations.
- 4.11.3 CLEC shall establish appropriate procedures and controls to assure compliance with all requirements of this section. **AT&T-22STATE** will be afforded a reasonable opportunity to review such procedures and controls and provide comments that will be reasonably considered in advance of their implementation. Review and comment by **AT&T-22STATE** pursuant to this section will be provided in a timely manner.
- 4.11.4 CLEC and all personnel performing work on CLEC's behalf shall comply with such standards and practices as **AT&T-22STATE** and CLEC may from time to time mutually agree to adopt to comply with environmental laws and regulations including, without limitation, **AT&T-22STATE** Practice Sec. 620-145-011BT, "Manhole Contaminants, Water, Sediment or Debris Removal and Reporting Procedures". Pursuant to this practice, neither CLEC nor **AT&T-22STATE** nor personnel performing work on either Party's behalf shall discharge water or any other substance from any **AT&T-22STATE** Manhole or other Conduit Facility onto public or private property, including any storm water drainage system, without first testing such water or substance for contaminants in accordance with mutually agreed standards and practices and determining that such discharge would not violate any environmental law, create any environmental risk or hazard, or damage the property of any person. No such waste material shall be deposited on **AT&T-22STATE** premises for storage or disposal.
- 4.12 Compliance with Other Governmental Requirements:
- 4.12.1 CLEC agrees that its Facilities attached to **AT&T-22STATE**'s Facilities shall be constructed, placed, maintained, and removed in accordance with the ordinances, rules, and regulations of any governing body having jurisdiction of the subject matter. CLEC shall comply with all statutes, ordinances, rules, regulations and other laws requiring the marking and lighting of aerial wires, cables and other structures to ensure that such wires, cables and structures are not a hazard to aeronautical navigation. CLEC shall establish

appropriate procedures and controls to assure such compliance by all persons acting on CLEC's behalf, including but not limited to, CLEC's employees, agents, contractors, and subcontractors.

4.13 Differences in Standards or Specifications:

4.13.1 To the extent that there may be differences in any applicable standards or specifications referred to in Section 4.0 above, the most stringent standard or specification shall apply.

4.14 CLEC Solely Responsible for the Condition of Its Facilities:

4.14.1 CLEC shall be responsible at all times for the condition of its Facilities and its compliance with the requirements, specifications, rules, regulations, ordinances, and laws specified above. In this regard, **AT&T-22STATE** shall have no duty to CLEC to inspect or monitor the condition of CLEC's Facilities (including but not limited to splices and other Facilities connections) located within **AT&T-22STATE**'s Conduit and Ducts or any attachment of CLEC's Facilities to **AT&T-22STATE**'s Poles, Anchors, Anchor/Guy Strands or other Pole Facilities. **AT&T-22STATE** may, however, conduct such inspections and audits of its Poles and Conduit System as **AT&T-22STATE** determines reasonable or necessary. Such inspection and audits shall be conducted at **AT&T-22STATE**'s expense with the exception of (1) follow-up inspection to confirm remedial action after an observed CLEC violation of the requirements of this Appendix; and (2) inspection of CLEC Facilities in compliance with a specific mandate of appropriate governmental authority for which inspections the Cost shall be borne by CLEC.

4.14.2 Either Party may audit the other Party's compliance with the terms of this Section.

4.14.3 Observed safety hazards or imminent Facility failure conditions of another Party shall be reported to the affected Party where such Party can be readily identified.

4.15 Efficient use of Conduit:

4.15.1 **AT&T-22STATE** will install Inner-Ducts to increase Duct space in existing Conduit as Facilities permit. The full complement of Inner-Ducts will be installed which can be accommodated under sound engineering principles. The number of Inner-Ducts which can reasonably be installed will be determined by **AT&T-22STATE**.

5.0 **Additional CLEC Responsibilities**

5.1 Third Party Property Owners:

5.1.1 Licenses granted under this Section authorize CLEC to place Facilities in, or attach Facilities to, Poles, Conduits and Ducts owned or controlled by **AT&T-22STATE** but do not affect the rights of landowners to control terms and conditions of access to their property.

5.1.1.1 CLEC agrees that neither CLEC nor any persons acting on CLEC's behalf, including but not limited to CLEC's employees, agents, contractors, and subcontractors, shall engage in any conduct which damages public or private property in the vicinity of **AT&T-22STATE**'s Poles or Conduit System, interferes in any way with the use or enjoyment of public or private property except as expressly permitted by the owner of such property, or creates a hazard or nuisance on such property (including, but not limited to, a hazard or nuisance resulting from any abandonment or failure to remove CLEC's Facilities or any construction debris from the property, failure to erect warning signs or barricades as may be necessary to give notice to others of unsafe conditions on the premises while work performed on CLEC's behalf is in progress, or failure to restore the property to a safe condition after such work has been completed).

5.2 Required Permits, Certificates and Licenses:

- 5.2.1 CLEC shall be responsible for obtaining any building permits or certificates from governmental authorities necessary to construct, operate, maintain and remove its Facilities on public or private property.
- 5.2.2 CLEC shall not attach or place its Facilities to or in **AT&T-22STATE**'s Poles, Conduit or Duct located on any property for which it or **AT&T-22STATE** has not first obtained all required authorizations.
- 5.2.3 **AT&T-22STATE** shall have the right to request evidence that all appropriate authorizations have been obtained. However, such request shall not delay **AT&T-22STATE**'s Pre-License Survey work.

5.3 Lawful Purposes:

- 5.3.1 All Facilities placed by CLEC in **AT&T-22STATE**'s Conduit and Ducts or on **AT&T-22STATE**'s Poles, Anchors or Anchor/Guy Strands must serve a lawful purpose and the uses made of CLEC's Facilities must comply with all applicable federal, state, and local laws and with all federal, state, and local regulatory rules, regulations, and requirements. In this regard, CLEC shall not utilize any Facilities occupying or attached to **AT&T-22STATE**'s Conduits, Ducts or Poles for the purpose of providing any services which it is not authorized by law to provide or for the purpose of enabling any other person or entity to provide any such services.

6.0 **Facilities and Licenses**

6.1 Licenses Required:

- 6.1.1 Before placing any Facilities in **AT&T-22STATE**'s Conduits or Ducts or attaching any Facilities to **AT&T-22STATE**'s Poles, Anchors or Anchor/Guy Strands, CLEC must first apply for and receive a written License from **AT&T-22STATE**.

6.2 Provision of Records and Information to CLEC:

- 6.2.1 In order to obtain information regarding Facilities, CLEC shall make a written request to **AT&T-22STATE**, identifying with reasonable specificity the geographic area for which Facilities are required, the types and quantities of the required Facilities and the required in-service date. In response to such request, **AT&T-22STATE** shall provide CLEC with information regarding the types, quantity and location (which may be provided by provision of route maps) and availability of **AT&T-22STATE** Poles, Conduit and ROW located within the geographic area specified by CLEC. Provision of information under the terms of this section shall include the right of CLEC employees or agents to obtain copies of engineering records or drawings which pertain to those Facilities within the geographic area identified in CLEC's request. Such copies of records shall be provided to CLEC via courier at the expense of CLEC or otherwise available at the records location center. For **AT&T-22STATE** requests, the contact information can be found on the AT&T CLEC Online website under Structure Access. The Costs of producing and mailing copies of records, which are to be paid by CLEC, are on an individual case basis. The components which make up the total Costs are the sum of:

- 6.2.1.1 **AT&T-22STATE** employee Costs based on the time spent researching, reviewing and copying records
- 6.2.1.2 Copying costs
- 6.2.1.3 Shipping costs

6.3 No Warranty of Record Information:

- 6.3.1 CLEC acknowledges that records and information provided by **AT&T-22STATE** pursuant to Section 6.2 above may not reflect field conditions and that physical inspection is necessary to verify presence and

condition of outside plant Facilities and ROW. In providing such records and information, **AT&T-22STATE** assumes no liability to CLEC or any Third Party for errors/omissions contained therein.

6.4 Determination of Availability:

- 6.4.1 **AT&T-22STATE** shall provide Pole, Conduit and ROW availability information in response to a request from CLEC which identifies with reasonable specificity the Facilities for which such information is desired. If such request includes Joint Use Pole(s), **AT&T-22STATE** shall respond with respect to such Joint Use Pole(s) as to what Make-Ready Work is required for **AT&T-22STATE**'s Facilities only. Notwithstanding any other provision, **AT&T-22STATE** shall not determine space availability upon any Joint Use Pole(s). CLEC may elect to be present at any field based survey of Facilities identified pursuant to this paragraph and **AT&T-22STATE** shall provide CLEC at least forty-eight (48) hours notice prior to initiating such field survey. CLEC employees or agents shall be permitted to enter **AT&T-22STATE** Manholes and inspect such structures to confirm usability and/or evaluate condition of the structure(s) with at least forty-eight (48) hours notice to **AT&T-22STATE**, with a **AT&T-22STATE** representative present and at CLEC's expense.

6.5 Assignment of Conduit, Duct and Pole Space:

- 6.5.1 **AT&T-22STATE** shall not unreasonably deny or delay issuance of any License and, in any event, **AT&T-22STATE** shall issue such License as follows: (a) after the determination has been made that Make-Ready Work is not required, or (b) completion of Make-Ready Work.

6.5.1.1 No Make-Ready Work Required:

- 6.5.1.1.1 If **AT&T-22STATE** determines that no Make-Ready Work is required, **AT&T-22STATE** shall approve Applications for Pole attachment and Conduit Occupancy Licenses and issue such Licenses within twenty (20) Business Days after the determination has been made that no Make-Ready Work is required, but in no event later than forty-five (45) calendar days after **AT&T-22STATE** receives CLEC's Application, which period shall exclude any time **AT&T-22STATE** is awaiting a response from CLEC.

6.5.1.2 Make-Ready Work Required:

- 6.5.1.2.1 If Make-Ready Work is to be performed by **AT&T-22STATE**, such available space shall remain in effect until Make-Ready Costs are presented to CLEC and approval by CLEC pursuant to the time frames herein. If CLEC approves **AT&T-22STATE**'s Make-Ready Work Costs, CLEC shall have twelve (12) months from the date of Application approval to install its Facilities.
- 6.5.1.2.2 If CLEC rejects **AT&T-22STATE**'s Costs for Make-Ready Work, but then elects to perform the Make-Ready Work itself or through a contractor or if CLEC elects from the time of Application to perform the Make-Ready Work itself or through a contractor, CLEC shall install its Facilities within twelve (12) months from the date that CLEC informs **AT&T-22STATE** that CLEC will perform Make-Ready Work. In the event CLEC does not install its Facilities within the time frames set out in this Section, the assignment shall be void and such space shall become available.

7.0 **Make-Ready Work**

7.1 Work Performed by **AT&T-22STATE**:

- 7.1.1 If performed by **AT&T-22STATE**, Make-Ready Work to accommodate CLEC's Facilities on Poles, Joint Use Pole(s) or in Conduit System shall be included in the normal work load schedule of **AT&T-22STATE** with construction responsibilities in the geographic areas where the relevant Poles or Conduit Systems are

located and shall not be entitled to priority, advancement, or preference over other work to be performed by **AT&T-22STATE** in the ordinary course of **AT&T-22STATE**'s business.

7.1.2 If CLEC desires Make-Ready Work to be performed on an expedited basis and **AT&T-22STATE** agrees to perform the work on such a basis, **AT&T-22STATE** shall recalculate the estimated Make-Ready Work charges to include any expedite charges. If CLEC accepts **AT&T-22STATE**'s revised estimate of charges, CLEC shall pay such additional charges.

7.2 All charges for Make-Ready Work, including work on Joint Use Pole(s), performed by **AT&T-22STATE** are payable in advance, with the amount of any such advance payment to be due within sixty (60) calendar days after receipt of an invoice from **AT&T-22STATE**. **AT&T-22STATE** will begin Make-Ready Work required to accommodate CLEC after receipt of CLEC's Make-Ready Work payment. After receipt of payment, **AT&T-22STATE** will schedule the work for completion.

7.3 Work Performed by Certified Contractor:

7.3.1 In lieu of obtaining performance of Make-Ready Work by **AT&T-22STATE**, CLEC at its option may arrange for the performance of such work by a contractor certified by **AT&T-22STATE** to work on or in its Facilities. Certification shall be granted based upon reasonable and customary criteria employed by **AT&T-22STATE** in the selection of its own contract labor. Notwithstanding any other provisions of this Section, CLEC may not employ a contractor to accomplish Make-Ready Work if **AT&T-22STATE** is likewise precluded from contractor selection under the terms of an applicable joint use Agreement or collective bargaining Agreement. In accordance with Section 4.6.9 above, all Manhole pumping and purging shall be performed by a vendor approved by **AT&T-22STATE**.

7.4 Completion of Make-Ready Work:

7.4.1 **AT&T-22STATE** will issue a License to CLEC once all Make-Ready Work necessary to CLEC's attachment or occupancy has been completed.

8.0 **Application Form and Fees**

8.1 Application Process:

8.1.1 To apply for a License under this Appendix, CLEC shall submit the appropriate **AT&T-22STATE** administrative form(s), which can be found on the AT&T CLEC On-Line website, (two (2) sets of each and either a route map specifically indicating CLEC desired route or engineered drawings are to be included). CLEC has the option of (1) requesting copies of **AT&T-22STATE** records only, (2) requesting a records and/or field survey to determine availability, and/or (3) requesting a Make-Ready Work estimate. Any Joint Use Pole(s) included in such a request shall be included in the records/field survey and Make-Ready Work estimate. Before the Application and Conduit Occupancy License or Application and Pole Attachment License form is approved for attachment, Make-Ready Work must be complete or a records or field survey conducted by **AT&T-22STATE** has determined that Make-Ready Work is not required. CLEC shall submit with CLEC's License Application a proposed or estimated construction schedule as set forth below in Section 11.0 below.

8.2 **AT&T-22STATE** will process License Applications in the order in which they are received; provided, however, that when CLEC has multiple Applications on file with **AT&T-22STATE**, CLEC may designate its desired priority of completion of pre-licenses and Make-Ready Work with respect to all such Applications.

8.2.1 Each Application for a License under this Section shall specify the proposed route of CLEC's Facilities and identify the Conduits and Ducts or Poles, Joint Use Pole(s) and Pole Facilities along the proposed route in which CLEC desires to place or attach its Facilities, and describe the physical size, weight and jacket

material of the cable which CLEC desires to place in each Conduit or Duct or the number and type of cables, apparatus enclosures and other Facilities which CLEC desires to attach to each Pole or Joint Use Pole.

- 8.2.2 Each Application for a License under this Section shall be accompanied by a proposed (or estimated) construction schedule containing the information specified in Section 11.1 below of this Appendix, and an indication of whether CLEC will, at its option, perform its own Make-Ready Work.

8.3 Multiple Cables, Multiple Services, Lashing or Placing Additional Cables, and Replacement of Facilities:

- 8.3.1 CLEC may include multiple cables in a single License Application and multiple services (e.g., CATV and non CATV services) may be provided by CLEC in the same cable Sheath. CLEC's Lashing additional cable to existing Facilities and placing additional cables in Conduits or Ducts already occupied by CLEC's Facilities shall be permitted, and no additional fees will be applied; provided, however, that if CLEC desires to lash additional cable to existing Facilities of a Third Party, CLEC shall provide AT&T-22STATE with reasonable Notice, and shall obtain written permission from the owner of the existing Facilities. If AT&T-22STATE determines that the requested Lashing would violate safety or engineering requirements, AT&T-22STATE shall provide written Notice to CLEC within a reasonable time specifying in detail AT&T-22STATE's findings. If CLEC desires to place additional cables in Conduits or Ducts which are already occupied, or to replace existing Facilities with new Facilities substantially different from those described in Licenses in effect, CLEC must apply for and acquire a new License specifically describing the physical size, weight and jacket material of the cable to be placed in AT&T-22STATE's Conduits and Ducts or the physical size, weight, and jacket type of cables and the size and weight of apparatus enclosures and other Facilities to be attached to AT&T-22STATE Poles.

- 8.4 Each Application shall designate an employee as CLEC's single point of contact for any and all purposes of that Application under this Section, including, but not limited to, processing Licenses and providing records and information. CLEC may at any time designate a new point of contact by giving written Notice of such change while the Application is open.

9.0 Processing of Applications (Including Pre-License Surveys and Field Inspections)

9.1 CLEC's Priorities:

- 9.1.1 When CLEC has multiple Applications on file with AT&T-22STATE, CLEC shall designate its desired priority of completion of Pre-License Surveys and Make-Ready Work with respect to all such Applications.

9.2 Pre-License Survey:

- 9.2.1 After CLEC has submitted its written Application for a License, a Pre-License Survey (including a field inspection) will be performed by either Party, in the company of a representative of the other Party as mutually agreed, to determine whether AT&T-22STATE's Poles, Anchors and Anchor/Guy Strands, or Conduit System, in their present condition, can accommodate CLEC's Facilities, without substantially interfering with the ability of AT&T-22STATE or any other authorized person or entity to use or access the Pole, Anchor or Anchor/Guy Strand or any portion of AT&T-22STATE's Conduit System or Facilities attached to AT&T-22STATE's Pole or placed within or connected to AT&T-22STATE's Conduit System. If a Pre-License Survey is to be conducted by AT&T-22STATE, AT&T-22STATE will provide CLEC the Costs to perform the Pre-License Survey. After receipt of CLEC's payment of Pre-License Survey Costs, AT&T-22STATE will schedule the survey. If CLEC gives its prior written consent in writing, the determination of Duct availability may include the rodding of Ducts at CLEC's expense.

- 9.2.1.1 The purpose of the Pre-License Survey is to determine whether CLEC's proposed attachments to AT&T-22STATE's Poles or occupancy of AT&T-22STATE's Conduit and Ducts will

substantially interfere with use of AT&T-22STATE's Facilities by AT&T-22STATE and others with Facilities occupying, connected or attached to AT&T-22STATE's Pole or Conduit System and to determine what Make-Ready Work is required to accommodate CLEC's Facilities on AT&T-22STATE's Poles, Joint Use Pole(s), or Conduit, Duct, or ROW and the cost associated with AT&T-22STATE performing such Make-Ready Work and to provide information to CLEC for its determination of whether the Pole, Anchor, Anchor/Guy Strand, Conduit, Duct, or ROW is suitable for its use.

9.2.1.2 Based on information provided by AT&T-22STATE, CLEC shall determine whether AT&T-22STATE's Pole, Anchor, Anchor/Guy Strand, Conduit and Duct Facilities are suitable to meet CLEC's needs.

9.2.1.3 AT&T-22STATE may not unreasonably refuse to continue to process an Application based on AT&T-22STATE's determination that CLEC's proposed use of AT&T-22STATE's Facilities will not be in compliance with applicable requirements, specifications, rules, regulations, ordinances, and laws. CLEC shall be responsible for making its own, independent determination that its use of such Facilities will be in compliance with such requirements, specifications, rules, regulations, ordinances and laws. CLEC acknowledges that AT&T-22STATE is not explicitly or implicitly warranting to CLEC that CLEC's proposed use of AT&T-22STATE's Facilities will be in compliance with applicable requirements, specifications, rules, regulations, ordinances, and laws.

9.3 Administrative Processing:

9.3.1 The administrative processing portion of the Pre-License Survey (which includes without limitation processing the Application, preparing Make-Ready Work orders, notifying Joint Users and other persons and entities of work requirements and schedules, coordinating the relocation/rearrangement of AT&T-22STATE and/or other Licensed Facilities) will be performed by AT&T-22STATE at CLEC's expense. Anything to the contrary herein notwithstanding, AT&T-22STATE shall bear no responsibility for the relocation, rearrangement or removal of Facilities used for the transmission or distribution of electric power.

10.0 Issuance of Licenses

10.1 Obligation to Issue Licenses:

10.1.1 AT&T-22STATE shall issue a License to CLEC pursuant to this Section. AT&T-22STATE and CLEC acknowledge that each Application for a License shall be evaluated on an individual basis. Nothing contained in this section shall be construed as abridging any independent Pole attachment rights or Conduit or Duct access rights which CLEC may have under the provisions of any applicable federal or state laws or regulations governing access to AT&T-22STATE's Poles, Conduits and Ducts, to the extent the same are not inconsistent with the Act. Each License issued hereunder shall be for an indefinite term, subject to CLEC's compliance with the provisions applicable to such License and further subject to CLEC's right to terminate such License at any time for any reason upon at least thirty (30) calendar days prior written Notice.

10.2 Multiple Applications:

10.2.1 CLEC acknowledges the following:

10.2.1.1 That multiple parties including AT&T-22STATE may seek to place their Facilities in AT&T-22STATE's Conduit and Ducts or make attachments to Poles at or about the same time.

10.2.1.2 That the Make-Ready Work required to prepare AT&T-22STATE's Facilities to accommodate

multiple applicants may differ from the Make-Ready Work required to accommodate a single applicant.

10.2.1.3 That issues relating to the proper apportionment of Costs arise in multi-applicant situations that do not arise in single applicant situations.

10.2.1.4 That cooperation and negotiations between all applicants and **AT&T-22STATE** may be necessary to resolve disputes involving multiple Applications for permission to place Facilities in/on the same Pole, Conduit, Duct, or ROW.

10.2.2 All Applications will be processed on a first-come, first-served basis.

10.3 Agreement to Pay for All Make-Ready Work Completed:

10.3.1 CLEC's submission of written authorization for Make-Ready Work shall also constitute CLEC's agreement to pay additional Cost-based charges, if any, for completed Make-Ready Work.

10.4 Payments to Others for Expenses Incurred in Transferring or Arranging Their Facilities:

10.4.1 CLEC shall make arrangements with the owners of other Facilities located in or connected to **AT&T-22STATE's** Conduit System or attached to **AT&T-22STATE's** Poles, Anchors or Anchor/Guy Strands regarding reimbursement for any expenses incurred by them in transferring or rearranging their Facilities to accommodate the placement or attachment of CLEC's Facilities in or to **AT&T-22STATE's** structures.

10.5 License:

10.5.1 When CLEC's Application for a Pole attachment or Conduit Occupancy License is approved, and all required Make-Ready Work completed, **AT&T-22STATE** will execute and return a signed authorization to CLEC, as appropriate, authorizing CLEC to attach or place the specified Facilities on **AT&T-22STATE's** Poles or in **AT&T-22STATE's** Conduit or Ducts.

10.5.2 Each License issued under this Section shall authorize CLEC to attach to **AT&T-22STATE's** Poles or place or maintain in **AT&T-22STATE's** Conduit or Ducts only those Facilities specifically described in the License, and no others.

10.5.3 Except as expressly stated to the contrary in individual Licenses issued hereunder, each License issued pursuant to this Section shall incorporate all terms and conditions of this Section whether or not such terms or conditions are expressly incorporated by reference on the face of the License itself.

11.0 Construction of CLEC's Facilities

11.1 Construction Schedule:

11.1.1 CLEC shall submit with CLEC's License Application a proposed or estimated construction schedule. Promptly after the issuance of a License permitting CLEC to attach Facilities to **AT&T-22STATE's** Poles or place Facilities in **AT&T-22STATE's** Conduit or Ducts, CLEC shall provide **AT&T-22STATE** with an updated construction schedule and shall thereafter keep **AT&T-22STATE** informed of significant anticipated changes in the construction schedule.

11.1.2 Construction schedules required by this Section shall include, at a minimum, the following information:

11.1.2.1 The name, title, business address, and business telephone number of the manager responsible for construction of the Facilities;

11.1.2.2 The names of each contractor and subcontractor which will be involved in the construction activities;

- 11.1.2.3 The estimated dates when construction will begin and end; and
 - 11.1.2.4 The approximate dates when CLEC or persons acting on CLEC's behalf will be performing construction work in connection with the placement of CLEC's Facilities in **AT&T-22STATE's** Conduit or Ducts.
- 11.2 Additional Pre- construction Procedures for Facilities Placed in Conduit System:
- 11.2.1 The following procedures shall apply before CLEC places Facilities in **AT&T-22STATE's** Conduit System:
 - 11.2.1.1 CLEC shall give written notice of the type of Facilities which are to be placed; and
 - 11.2.1.2 **AT&T-22STATE** shall designate the particular Duct or Ducts or inner Ducts (if Available) to be occupied by CLEC's Facilities, the location and manner in which CLEC's Facilities will enter and exit **AT&T-22STATE's** Conduit System, and the specific location and manner of installation of any associated equipment which is permitted by **AT&T-22STATE** to occupy the Conduit System. CLEC may not occupy a Duct other than the specified Duct without the express written consent of **AT&T-22STATE**. **AT&T-22STATE** shall provide to CLEC space in Manholes for racking and storage of up to fifty (50) feet of cable, provided space is available.
- 11.3 Responsibility for Constructing or Placing Facilities:
- 11.3.1 **AT&T-22STATE** shall have no obligation to construct any Facilities for CLEC or to attach CLEC's Facilities to, or place CLEC's Facilities in, **AT&T-22STATE's** Poles or Conduit System, except as may be necessary to facilitate the interconnection of unbundled network elements or except to the extent expressly provided in this Section, any License issued hereunder, or by the Telecommunications Act or any other applicable law.
- 11.4 CLEC Responsible for Constructing, Attaching and Placing Facilities:
- 11.4.1 Except where otherwise mutually agreed by CLEC and **AT&T-22STATE**, CLEC shall be responsible for constructing its own Facilities and attaching those Facilities to, or placing them in **AT&T-22STATE's** Poles, Conduit or Ducts at CLEC's sole Cost and expense. CLEC shall be solely responsible for paying all persons and entities who provide materials, labor, access to real or personal property, or other goods or services in connection with the construction and placement of CLEC's Facilities and for directing the activities of all persons acting on CLEC's behalf while they are physically present on **AT&T-22STATE's** Pole, in any part of **AT&T-22STATE's** Conduit System or in the vicinity of **AT&T-22STATE's** Poles or Conduit System.
- 11.5 Compliance with Applicable Standards, Health and Safety Requirements, and Other Legal Requirements:
- 11.5.1 CLEC shall construct its Facilities in accordance with the provisions of this section and all Licenses issued hereunder.
 - 11.5.2 CLEC shall construct, attach and place its Facilities in compliance with all Requirements and Specifications set forth above in this Appendix.
 - 11.5.3 CLEC shall satisfy all Legal Requirements set forth above in the Appendix.
 - 11.5.4 CLEC shall not permit any person acting on CLEC's behalf to perform any work on **AT&T-22STATE's** Poles or within **AT&T-22STATE's** Conduit System without first verifying, to the extent practicable, on each date when such work is to be performed, that the condition of the Pole or Conduit System is suitable for the work to be performed. If CLEC or any person working on CLEC's behalf determines that the condition of the Pole or Conduit System is not suitable for the work to be performed, CLEC shall notify **AT&T-22STATE** of the condition of the Pole or Conduit System in question and shall not proceed with construction activities until

CLEC is satisfied that the work can be safely performed.

11.6 Construction Notices:

11.6.1 If requested to do so, CLEC shall provide **AT&T-22STATE** with information to reasonably assure **AT&T-22STATE** that construction has been performed in accordance with all applicable standards and requirements.

11.7 Points for Attachment:

11.7.1 **AT&T-22STATE** shall specify the point of attachment of each Pole or Anchor to be occupied by CLEC's Facilities, and such CLEC's Facilities shall be attached above **AT&T-22STATE**'s Facilities. When the Facilities of more than one applicant are involved, **AT&T-22STATE** will attempt, to the extent practicable, to designate the same relative position on each Pole or Anchor for each applicant's Facilities.

11.8 CLEC power supply units shall be located in accordance with the National Electrical Safety Code and the Telcordia Blue Book, Manual of Constructions Procedures as referenced in Section 4.0 above.

11.9 **AT&T-22STATE** will evaluate and approve in its sole discretion, on an individual case basis, the location of certain pole mounted equipment, such as cabinets, amplifiers and wireless equipment including but not limited to antennas. The approval and location of such attachments are dependent upon factors including but not limited to climbing space requirements and the types of existing attachments.

11.10 CLEC shall hold **AT&T-22STATE** harmless and indemnify **AT&T-22STATE** for damages to itself or Third Parties in accordance with the General Terms and Conditions of this Agreement, that result from the operation or maintenance of CLEC's attachments, including but not limited to power supplies, antennas, cabinets and wireless equipment.

11.11 Manhole and Conduit Break-Outs:

11.11.1 CLEC shall be permitted to add Conduit ports to **AT&T-22STATE** Manholes when existing Conduits do not provide the pathway connectivity needed by CLEC; provided the structural integrity of the Manhole is maintained, and sound engineering judgment is employed.

11.12 Completion of CLEC Construction:

11.12.1 For each CLEC Attachment to or occupancy within **AT&T-22STATE** Facilities, CLEC will provide to **AT&T-22STATE**'s single-point of contact (within twenty (20) calendar days of CLEC construction-complete date) a complete set of actual placement drawings for posting to **AT&T-22STATE** records.

12.0 Use and Routine Maintenance of CLEC's Facilities

12.1 Use of CLEC's Facilities:

12.1.1 Each License granted under this Section authorizes CLEC to have access to CLEC's Facilities on or in **AT&T-22STATE**'s Poles, Conduits and Ducts as needed for the purpose of serving CLEC's End Users, including, but not limited to, powering electronics, monitoring Facilities, or transporting signaling.

12.2 Routine Maintenance of CLEC's Facilities:

12.2.1 Each License granted under this section authorizes CLEC to engage in routine maintenance of CLEC's Facilities located on or in **AT&T-22STATE**'s Poles, Conduits, Ducts and ROW pursuant to such License. CLEC shall give reasonable written notice to the affected public authority or private landowner as appropriate before commencing the construction or installation of its attachments or making any material alterations thereto. CLEC shall give reasonable Notice to **AT&T-22STATE** before performing any work, whether or not of a routine nature, in **AT&T-22STATE**'s Conduit System.

12.3 CLEC Responsible for Maintenance of CLEC's Facilities:

12.3.1 CLEC shall maintain its Facilities in accordance with the provisions of this Section (including but not limited to all requirements set forth in this Appendix) and all Licenses issued hereunder. CLEC shall be solely responsible for paying all persons and entities who provide materials, labor, access to real or personal property, or other goods or services in connection with the maintenance of CLEC's Facilities and for directing the activities of all persons acting on CLEC's behalf while they are physically present on **AT&T-22STATE's** Poles, within **AT&T-22STATE's** Conduit System or in the immediate vicinity of such Poles or Conduit System.

12.4 **AT&T-22STATE** Is Not Responsible for Maintaining CLEC's Facilities:

12.4.1 **AT&T-22STATE** shall have no obligation to maintain any Facilities which CLEC has attached or connected to, or placed in, **AT&T-22STATE's** Poles, Conduits, Ducts or any portion of **AT&T-22STATE's** Conduit System, except to the extent expressly provided by the provisions of this section or any License issued hereunder, or by the Act or other applicable laws, rules or regulations.

12.5 Information Concerning the Maintenance of CLEC's Facilities:

12.5.1 Promptly after the issuance of a License permitting CLEC to attach Facilities to, or place Facilities in **AT&T-22STATE's** Poles, Conduits or Ducts, CLEC shall provide **AT&T-22STATE** with the name, title, business address, and business telephone number of the manager responsible for routine maintenance of CLEC's Facilities, and shall thereafter notify **AT&T-22STATE** of changes to such information. The manager responsible for routine maintenance of CLEC's Facilities shall, on **AT&T-22STATE's** request, identify any contractor, subcontractor, or other person performing maintenance activities on CLEC's behalf at a specified site and shall, on **AT&T-22STATE's** request, provide such additional documentation relating to the maintenance of CLEC's Facilities as reasonably necessary to demonstrate that CLEC and all persons acting on CLEC's behalf are complying with the requirements of this section and Licenses issued hereunder.

12.6 Identification of Personnel Authorized to Have Access to CLEC's Facilities:

12.6.1 All personnel authorized to have access to CLEC's Facilities shall, while working on **AT&T-22STATE's** Poles, in its Conduit System or Ducts or in the vicinity of such Poles, Ducts or Conduit Systems, carry with them suitable identification and shall, upon the request of any **AT&T-22STATE** employee, produce such identification.

13.0 Modification and Replacement of CLEC's Facilities

13.1 Notification of Planned Modification or Replacement of Facilities:

13.1.1 CLEC shall, when practicable, notify **AT&T-22STATE** in writing at least sixty (60) calendar days before adding to, relocating, replacing or otherwise modifying its Facilities attached to a **AT&T-22STATE** Pole, Anchor or Anchor/Guy Strand or located in any **AT&T-22STATE** Conduit or Duct. The Notice shall contain sufficient information to enable **AT&T-22STATE** to determine whether the proposed addition, relocation, replacement, or modification is permitted under CLEC's present License or requires a new or amended License.

13.2 New or Amended License Required:

13.2.1 A new or amended License will be required if the proposed addition, relocation, replacement, or modification:

13.2.1.1 Requires that CLEC use additional space on **AT&T-22STATE's** Poles or in its Conduits or Ducts (including but not limited to any additional Ducts, inner Ducts, or substantial space in any

Handhole or Manhole) on either a temporary or permanent basis; or

- 13.2.1.2 Results in the size or location of CLEC's Facilities on **AT&T-22STATE**'s Poles or in its Conduit or Ducts being appreciably different from those described and authorized in CLEC's present License (e.g. different Duct or size increase causing a need to re-calculate storm loadings, guying, or Pole class).

14.0 Rearrangement of Facilities at the Request of Another

14.1 Make-Ready Work:

- 14.1.1 If it is determined that Make-Ready Work will be necessary to accommodate Attaching Party's Facilities, Attaching Party shall have forty-five (45) calendar days (the "acceptance period") to either:
 - 14.1.1.1 submit payment for the estimate authorizing **AT&T-22STATE** or its contractor to complete the Make-Ready Work; or
 - 14.1.1.2 advise **AT&T-22STATE** of its willingness to perform the proposed Make-Ready Work itself if permissible in the application area.
- 14.1.2 Make-Ready Work performed by Attaching Party, or by an Authorized Contractor selected by Attaching Party, shall be performed in accordance with **AT&T-22STATE**'s specifications and in accordance with the same standards and practices which would be followed if such work were being performed by **AT&T-22STATE** or **AT&T-22STATE**'s contractors. Neither Attaching Party nor Authorized Contractors selected by Attaching Party shall conduct such work in any manner which degrades the integrity of **AT&T-22STATE**'s Structures or interferes with any existing use of **AT&T-22STATE**'s Facilities or the Facilities of any other user.
- 14.1.3 **AT&T-22STATE** shall determine, in the exercise of sound engineering judgment, whether or not Make-Ready Work is necessary or possible. In determining whether Make-Ready Work is necessary or what Make-Ready Work is necessary, **AT&T-22STATE** shall endeavor to minimize its Costs to CLEC. If it is determined that such Make-Ready Work is required, **AT&T-22STATE** shall provide CLEC with the estimated Costs for Make-Ready Work and a Make Ready-Work Due Date.
- 14.1.4 CLEC shall be solely responsible for negotiating with persons or entities other than **AT&T-22STATE** for the rearrangement of such persons' or entities' Facilities or structures and, except where such rearrangement is for the benefit of **AT&T-22STATE** and/or other CLECs as well as CLEC, shall be solely responsible for paying all charges attributable to the rearrangement of such Facilities; provided, however, that if Facilities rearrangements require new Licenses from **AT&T-22STATE**, **AT&T-22STATE** shall issue such Licenses in conjunction with the issuance of the applied-for License to CLEC.

14.2 Rearrangement of CLEC's Facilities at **AT&T-22STATE's Request:**

- 14.2.1 CLEC acknowledges that, from time to time, it may be necessary or desirable for **AT&T-22STATE** to change out Poles, relocate, reconstruct, or modify portions of its Conduit System or rearrange Facilities contained therein or connected thereto and that such changes may be necessitated by **AT&T-22STATE**'s business needs or authorized Application of another entity seeking access to **AT&T-22STATE**'s Poles or Conduit Systems. CLEC agrees that CLEC will, upon **AT&T-22STATE**'s request, and at **AT&T-22STATE**'s expense, but at no Cost to CLEC, participate with **AT&T-22STATE** (and other CLECs) in the relocation, reconstruction, or modification of **AT&T-22STATE**'s Conduit System or Facilities rearrangement. CLEC acknowledges that, from time to time, it may be necessary or desirable for **AT&T-22STATE** to change out Poles, relocate, reconstruct, or modify portions of its Conduit System or rearrange Facilities contained therein or connected thereto as a result of an order by a municipality or other governmental authority. CLEC

- shall, upon AT&T-22STATE's request, participate with AT&T-22STATE (and other CLECs) in the relocation, reconstruction, or modification of AT&T-22STATE's Conduit System or Facilities rearrangement and pay its proportionate share of any costs of such relocation, reconstruction, or modification that are not reimbursed by such municipality or governmental authority.
- 14.2.2 CLEC shall make all rearrangements of its Facilities within such period of time as is jointly deemed reasonable by the parties based on the amount of rearrangements necessary and a desire to minimize chances for service interruption or Facility-based service denial to a CLEC End User.
- 14.2.3 If CLEC fails to make the required rearrangements within the time prescribed or within such extended periods of time as may be granted by AT&T-22STATE in writing, AT&T-22STATE may perform such rearrangements with written Notice to CLEC, and CLEC shall reimburse AT&T-22STATE for actual costs and expenses incurred by AT&T-22STATE in connection with the rearrangement of CLEC's Facilities; provided, however, that nothing contained in this Section or any License issued hereunder shall be construed as requiring CLEC to bear any expenses which, under the Act or other applicable federal or state laws or regulations, are to be allocated to persons or entities other than CLEC; and provided further, however, that CLEC shall have no responsibility for rearrangement costs and expenses relating to rearrangements performed for the purpose of meeting AT&T-22STATE's business needs.

15.0 Emergency Repairs and Pole Replacements

15.1 Responsibility for Emergency Repairs; Access to Maintenance Duct:

- 15.1.1 In general, each Party shall be responsible for making emergency repairs to its own Facilities and for formulating appropriate plans and practices enabling such Party to make such repairs.
- 15.1.2 Nothing contained in this Appendix shall be construed as requiring either Party to perform any repair or service restoration work of any kind with respect to the other Party's Facilities or the Facilities of joint users.
- 15.1.3 Maintenance Ducts shall be available, on a nondiscriminatory basis, for emergency repair activities by any entity with Facilities in the Conduit section in which the maintenance Duct is located; provided, however, that an entity using the maintenance Duct for emergency repair activities will notify AT&T-22STATE within twelve (12) hours of the current Business Day (or first Business Day following a non-business day) that such entity is entering the AT&T-22STATE Conduit system and using the maintenance Duct for emergency restoral purposes. The notice will include a description of the emergency and non-emergency services involved and an estimate of the completion time. Maintenance Ducts will be used to restore the highest priority services, first. Existing spare Ducts may be used for restoration purposes providing the spare Ducts are restored after restoration work is complete. Any spare Ducts not returned will be included to be assigned to the user of the Duct and an occupancy permit issued.
- 15.1.4 The Attaching Party shall either vacate the maintenance Duct within thirty (30) calendar days or, with AT&T-22STATE's consent, rearrange its Facilities to ensure that at least one full-sized replacement maintenance Duct (or, if the designated maintenance Duct was an inner-Duct, a suitable replacement inner-Duct) is available for use by all occupants in the Conduit section within thirty (30) calendar days after such Attaching Party occupies the maintenance Ducts. If Attaching Party fails to vacate the maintenance Duct as described above, AT&T-22STATE may install a maintenance conduit at the Attaching Party's expense.

15.2 Designation of Emergency Repair Coordinators and Other Information:

- 15.2.1 For each AT&T-22STATE construction district, Attaching Party shall provide AT&T-22STATE with the emergency contact number of Attaching Party's designated point of contact for coordinating the handling of emergency repairs of Attaching Party's Facilities and shall thereafter notify AT&T-22STATE of changes to such information.

- 15.3 Order of Precedence of Work Operations; Access to Maintenance Duct and Other Unoccupied Ducts in Emergency Situations:
- 15.3.1 When notice and coordination are practicable, AT&T-22STATE, Attaching Party, and other affected parties shall coordinate repair and other work operations in emergency situations involving service disruptions. Disputes will be immediately resolved at the site by the affected parties present in accordance with the following principles.
 - 15.3.2 Emergency service restoration work requirements shall take precedence over other work operations.
 - 15.3.3 Except as otherwise agreed upon by the parties, restoration of lines for emergency services providers (e.g., 911, fire, police, national security and hospital lines) shall be given the highest priority and temporary occupancy of the maintenance Duct (and, if necessary, other unoccupied Ducts) shall be assigned in a manner consistent with this priority. Secondary priority shall be given to restoring services to the local service providers with the greatest numbers of local lines out of service due to the emergency being rectified. The parties shall exercise good faith in assigning priorities, shall base their decisions on the best information then available to them at the site in question, and may, by mutual agreement at the site, take other factors into consideration in assigning priorities and sequencing service restoration activities.
 - 15.3.4 AT&T-22STATE shall determine the order of precedence of work operations and assignment of Duct space in the maintenance Duct (and other unoccupied Ducts) only if the affected parties present are unable to reach consensus provided, however, that these decisions shall be made by AT&T-22STATE on a nondiscriminatory basis in accordance with the principles set forth in this section.
- 15.4 Emergency Pole Replacements
- 15.4.1 When emergency pole replacements are required, AT&T-22STATE shall promptly make a good faith effort to contact Attaching Party to notify Attaching Party of the emergency and to determine whether Attaching Party will respond to the emergency in a timely manner.
 - 15.4.2 If notified by AT&T-22STATE that an emergency exists which will require the replacement of a pole, Attaching Party shall transfer its Facilities immediately, provided such transfer is necessary to rectify the emergency. If the transfer is to an AT&T-22STATE replacement pole, the transfer shall be in accordance with AT&T-22STATE's placement instructions.
 - 15.4.3 If Attaching Party is unable to respond to the emergency situation immediately, Attaching Party shall so advise AT&T-22STATE and thereby authorize AT&T-22STATE (or any Other User sharing the pole with AT&T-22STATE) to perform such emergency-necessitated transfers (and associated Facilities rearrangements) on Attaching Party's behalf at the Attaching Party's expense.
- 15.5 Expenses Associated with Emergency Repairs:
- 15.5.1 Each Party shall bear all reasonable expenses arising out of or in connection with emergency repairs of its own Facilities and transfers or rearrangements of such Facilities associated with emergency pole replacements made in accordance with the provisions of this article.
 - 15.5.2 Each Party shall be solely responsible for paying all persons and entities that provide materials, labor, access to real or personal property, or other goods or services in connection with any such repair, transfer, or rearrangement of such Party's Facilities.
 - 15.5.3 Attaching Party shall reimburse AT&T-22STATE for the Costs incurred by AT&T-22STATE for work performed by AT&T-22STATE on Attaching Party's behalf in accordance with the provisions of this article.

16.0 Inspection by AT&T-22STATE of CLEC's Facilities

16.1 **AT&T-22STATE** may monitor, at CLEC's expense, the entrance and exit of CLEC's Facilities into **AT&T-22STATE's** Manholes and the placement of CLEC's Facilities in **AT&T-22STATE's** Manholes.

16.2 Post-Construction Inspections:

16.2.1 **AT&T-22STATE** will, at the Attaching Party's expense, conduct a post-construction inspection of the Attaching Party's attachment of Facilities to **AT&T-22STATE's** Structures for the purpose of determining the conformance of the attachments to the occupancy permit. **AT&T-22STATE** will provide the Attaching Party advance written Notice of proposed date and time of the post-construction inspection. The Attaching Party may accompany **AT&T-22STATE** on the post-construction inspection.

16.3 Periodic or Spot Inspections:

16.3.1 **AT&T-22STATE** shall have the right, but not the obligation, to make Periodic or Spot Inspections of all Facilities attached to **AT&T-22STATE's** Structure. Periodic Inspections will not be made more often than once every two (2) years, unless in **AT&T-22STATE's** judgment, such inspections are required for reasons involving safety or because of an alleged violation of the terms of this Appendix.

16.3.2 **AT&T-22STATE** will give CLEC advance written Notice of such inspections, and CLEC shall have the right to have a representative attend such inspections, except in those instances where safety considerations justify the need for such inspection without the delay of waiting until written Notice has been forwarded to CLEC.

16.3.3 Such inspections shall be conducted at **AT&T-22STATE's** expense; provided, however, that CLEC shall bear the Costs of inspections as delineated in Sections 16.1 above and 16.2.1 above.

16.3.4 If Attaching Party's Facilities are in compliance with this Appendix, there will be no charges incurred by the Attaching Party for the periodic or spot inspection. If Attaching Party's Facilities are not in compliance with this Appendix, **AT&T-22STATE** may charge Attaching Party for the inspection. The Costs of Periodic Inspections will be paid by those Attaching Parties with 2% or greater of their Attachments in violation. The amount paid by the Attaching Party shall be the percentage that their violations bear to the total violations of all Attaching Parties found during the inspection.

16.3.5 If the inspection reflects that Attaching Party's Facilities are not in compliance with the terms of this Appendix, Attaching Party shall bring its Facilities into compliance within thirty (30) calendar days after being notified of such noncompliance. If any make ready or modification work to **AT&T-22STATE's** Structures is required to bring Attaching Party's Facilities into compliance, the Attaching Party shall provide Notice to **AT&T-22STATE** and the make ready work or modification will be treated in the same fashion as make ready work or modifications for a new request for attachment. If the violation creates a hazardous condition, Facilities must be brought into compliance upon notification.

16.4 Neither the act of inspection by **AT&T-22STATE** of CLEC's Facilities nor any failure to inspect such Facilities shall operate to impose on **AT&T-22STATE** any liability of any kind whatsoever or to relieve CLEC of any responsibility, obligations or liability under this Section or otherwise existing.

16.5 Notice of Noncompliance:

16.5.1 If, at any time, **AT&T-22STATE** determines that Attaching Party's Facilities or any part thereof have not been placed or maintained or are not being used in accordance with the requirements of this Appendix, **AT&T-22STATE** may send written Notice to Attaching Party specifying the alleged noncompliance. Attaching Party agrees to acknowledge receipt of the Notice as soon as practicable. If Attaching Party does not dispute **AT&T-22STATE's** assertion that such Facilities are not in compliance, Attaching Party agrees to

provide AT&T-22STATE with a schedule for bringing such Facilities into compliance, to bring the Facilities into compliance within a reasonable time, and to notify AT&T-22STATE in writing when the Facilities have been brought into compliance.

16.6 Disputes over Alleged Noncompliance:

16.6.1 If Attaching Party disputes AT&T-22STATE's assertion that Attaching Party's Facilities are not in compliance, Attaching Party shall notify AT&T-22STATE in writing of the basis for Attaching Party's assertion that its Facilities are in compliance.

16.7 Failure to Bring Facilities into Compliance:

16.7.1 If Attaching Party has not brought the Facilities into compliance within a reasonable time or provided AT&T-22STATE with proof sufficient to persuade AT&T-22STATE that AT&T-22STATE erred in asserting that the Facilities were not in compliance, and if AT&T-22STATE determines in good faith that the alleged noncompliance causes or is likely to cause material damage to AT&T-22STATE's Facilities or those of other users, AT&T-22STATE may, at its option and Attaching Party's expense, take such non-service affecting steps as may be required to bring Attaching Party's Facilities into compliance, including but not limited to correcting any conditions which do not meet the specifications of this Appendix.

16.8 Correction of Conditions by AT&T-22STATE:

16.8.1 If AT&T-22STATE elects to bring Attaching Party's Facilities into compliance, the provisions of this section shall apply.

16.8.2 AT&T-22STATE will, whenever practicable, notify CLEC in writing before performing such work. The written Notice shall describe the nature of the work to be performed and AT&T-22STATE's schedule for performing the work.

16.8.3 If Attaching Party's Facilities have become detached or partially detached from supporting racks or wall supports located within an AT&T-22STATE Manhole, AT&T-22STATE may, at Attaching Party's expense, reattach them but shall not be obligated to do so. If AT&T-22STATE does not reattach Attaching Party's Facilities, AT&T-22STATE shall endeavor to arrange with Attaching Party for the reattachment of any Facilities affected.

16.8.4 AT&T-22STATE shall, as soon as practicable after performing the work, advise Attaching Party in writing of the work performed or action taken. Upon receiving such Notice, Attaching Party shall inspect the Facilities and take such steps as Attaching Party may deem necessary to insure that the Facilities meet Attaching Party's performance requirements.

16.8.5 Attaching Party to Bear Expenses:

16.8.5.1 Attaching Party shall bear all expenses arising out of or in connection with any work performed to bring Attaching Party's Facilities into compliance with this Section; provided, however that nothing contained in this Section or any License issued hereunder shall be construed as requiring Attaching Party to bear any expenses which, under applicable federal or state laws or regulations, must be borne by persons or entities other than Attaching Party.

17.0 Notice of Noncompliance

17.1 Disputes over Alleged Noncompliance:

17.1.1 If CLEC disputes AT&T-22STATE's assertion that CLEC's Facilities are not in compliance, CLEC shall notify AT&T-22STATE in writing of the basis for CLEC's assertion that its Facilities are in compliance.

18.0 Unauthorized Occupancy or Utilization of AT&T-22STATE's Facilities

18.1 Tagging of Facilities and Unauthorized Attachments:

18.1.1 Facilities to Be Marked:

18.1.1.1 Attaching Party shall tag or otherwise mark all of Attaching Party's Facilities placed on or in AT&T-22STATE's Structure in a manner sufficient to identify the Facilities as those belonging to the Attaching Party.

18.1.2 Removal of Untagged Facilities:

18.1.2.1 AT&T-22STATE may, without notice to any person or entity, remove from AT&T-22STATE's poles or any part of AT&T-22STATE's Conduit System the Attaching Party's Facilities, if AT&T-22STATE determines that such Facilities are not the subject of a current occupancy permit and are not otherwise lawfully present on AT&T-22STATE's poles or in AT&T-22STATE's Conduit System.

18.2 Notice to Attaching Party:

18.2.1 If any of Attaching Party's Facilities for which no occupancy permit is presently in effect are found attached to AT&T-22STATE's Poles or Anchors or within any part of AT&T-22STATE's Conduit System, AT&T-22STATE, without prejudice to other rights or remedies available to AT&T-22STATE under this Appendix, and without prejudice to any rights or remedies which may exist independent of this Appendix, shall send a written Notice to Attaching Party advising Attaching Party that no occupancy permit is presently in effect with respect to the Facilities. Within thirty (30) calendar days after receiving a Notice, Attaching Party shall acknowledge receipt of the Notice by submitting to AT&T-22STATE, in writing, an Application for a new or amended Occupancy permit with respect to such Facilities.

18.3 Approval of Request and Retroactive Charges:

18.3.1 If AT&T-22STATE approves Attaching Party's Application for a new or amended Occupancy permit, Attaching Party shall be liable to AT&T-22STATE for all fees and charges associated with the unauthorized attachments as specified in the Pricing Schedule to this Agreement. The issuance of a new or amended occupancy permit as provided by this article shall not operate retroactively or constitute a waiver by AT&T-22STATE of any of its rights or privileges under this Appendix or otherwise.

18.3.2 Attachment and Occupancy fees and charges shall continue to accrue until the unauthorized Facilities are removed from AT&T-22STATE's Poles, Conduit System or ROW or until a new or amended Occupancy permit is issued and shall include, but not be limited to, all fees and charges which would have been due and payable if Attaching Party and its predecessors had continuously complied with all applicable AT&T-22STATE licensing requirements. Such fees and charges shall be due and payable thirty (30) calendar days after the date of the bill or invoice stating such fees and charges. In addition, the Attaching Party shall be liable for an unauthorized Attachment and/or Occupancy fee as specified in the Pricing Schedule to this Agreement. Payment of such fees shall be deemed liquidated damages and not a penalty. In addition, Attaching Party shall rearrange or remove its unauthorized Facilities at AT&T-22STATE's request to comply with applicable placement standards, shall remove its Facilities from any space occupied by or assigned to AT&T-22STATE or another Other User, and shall pay AT&T-22STATE for all Costs incurred by AT&T-22STATE in connection with any rearrangements, modifications, or replacements necessitated as a result of the presence of Attaching Party's unauthorized Facilities.

18.4 Removal of Unauthorized Attachments:

18.4.1 If Attaching Party does not obtain a new or amended occupancy permit with respect to unauthorized

Facilities within the specified period of time, AT&T-22STATE shall by written Notice advise Attaching Party to remove its unauthorized Facilities not less than thirty (30) calendar days from the date of Notice and Attaching Party shall remove the Facilities within the time specified in the Notice. If the Facilities have not been removed within the time specified in the Notice, AT&T-22STATE may, at AT&T-22STATE's option, remove Attaching Party's Facilities at Attaching Party's expense.

18.5 No Ratification of Unpermitted Attachments or Unauthorized Use of AT&T-22STATE's Facilities:

18.5.1 No act or failure to act by AT&T-22STATE with regard to any unauthorized Attachment or Occupancy or unauthorized use of AT&T-22STATE's Structure shall be deemed to constitute a ratification by AT&T-22STATE of the unauthorized Attachment or Occupancy or use, nor shall the payment by Attaching Party of fees and charges for unauthorized Pole attachments or Conduit Occupancy exonerate Attaching Party from liability for any trespass or other illegal or wrongful conduct in connection with the placement or use of such unauthorized Facilities.

18.5.2 Nothing contained in the Appendix or any License issued hereunder shall be construed as requiring CLEC to bear any expenses which, under applicable federal or state laws or regulations, must be borne by persons or entities other than CLEC.

18.6 Prompt Payment of Applicable Fees and Charges:

18.6.1 Fees and charges for Pole Attachments and Conduit System Occupancies, as specified herein and as modified from time to time, shall be due and payable immediately whether or not CLEC is permitted to continue the Pole Attachment or Conduit Occupancy. See the Pricing Schedule for applicable annual rental fees.

18.7 No Implied Waiver or Ratification of Unauthorized Use:

18.7.1 No act or failure to act by AT&T-22STATE with regard to said unlicensed use shall be deemed as a ratification of the unlicensed use; and if any License should be subsequently issued, said License shall not operate retroactively or constitute a waiver by AT&T-22STATE of any of its rights or privileges under this Appendix or otherwise; provided, however, that CLEC shall be subject to all liabilities, obligations and responsibilities of this Appendix in regard to said unauthorized use from its inception.

19.0 Removal of CLEC's Facilities

19.1 When Applicant no longer intends to occupy space on an AT&T-22STATE Pole or in a AT&T-22STATE Duct or Conduit, Applicant will provide written notification to AT&T-22STATE that it wishes to terminate the Occupancy permit with respect to such space and will remove its Facilities from the space described in the Notice. Upon removal of Applicant's Facilities, the Occupancy permit shall terminate and the space shall be available for reassignment.

19.1.1 Attaching Party shall be responsible for and shall bear all expenses arising out of or in connection with the removal of its Facilities from AT&T-22STATE's Structure.

19.1.2 Except as otherwise agreed upon in writing by the Parties, Applicant must, after removing its Facilities, plug all previously occupied Ducts at the entrances to AT&T-22STATE's Manholes.

19.1.3 Applicant shall be solely responsible for the removal of its own Facilities from AT&T-22STATE's Structure.

19.2 At AT&T-22STATE's request, Attaching Party shall remove from AT&T-22STATE's Structure any of Attaching Party's Facilities which are no longer in active use. Upon request, the Attaching Party will provide proof satisfactory to AT&T-22STATE that an Attaching Party's Facility is in active service. Attaching Party shall not abandon any of its Facilities by leaving such Facilities on or in AT&T-22STATE's Structure.

19.3 Removal Following Termination of Occupancy Permit:

19.3.1 Attaching Party shall remove its Facilities from **AT&T-22STATE**'s Poles, Ducts, Conduits, or ROW within thirty (30) calendar days after termination of the Occupancy permit.

19.4 Removal Following Replacement of Facilities:

19.4.1 Attaching Party shall remove Facilities no longer in service from **AT&T-22STATE**'s Structures within thirty (30) calendar days after the date Attaching Party replaces existing Facilities on a Pole or in a Conduit with substitute Facilities on the same Pole or in the same Conduit.

19.5 Removal to Avoid Forfeiture:

19.5.1 If the presence of Attaching Party's Facilities on or in **AT&T-22STATE**'s Structure would cause a forfeiture of the rights of **AT&T-22STATE** to occupy the property where such Structure is located, **AT&T-22STATE** will promptly notify Attaching Party in writing and Attaching Party shall not, without due cause and justification, refuse to remove its Facilities within such time as may be required to prevent such forfeiture. **AT&T-22STATE** will give Attaching Party not less than thirty (30) calendar days from the date of Notice to remove Attaching Party's Facilities unless prior removal is required to prevent the forfeiture of **AT&T-22STATE**'s rights. At Attaching Party's request, the Parties will engage in good faith negotiations with each other, with Other Users, and with Third Party property owners and cooperatively take such other steps as may be necessary to avoid the unnecessary removal of Attaching Party's Facilities.

19.6 Removal of Facilities by **AT&T-22STATE**; Notice of Intent to Remove:

19.6.1 If Attaching Party fails to remove its Facilities from **AT&T-22STATE**'s Structure in accordance with the provisions of Sections 19.1-19.5 of this Appendix, **AT&T-22STATE** may remove such Facilities and store them at Attaching Party's expense in a public warehouse or elsewhere without being deemed guilty of trespass or conversion and without becoming liable to Attaching Party for any injury, loss, or damage resulting from such actions. **AT&T-22STATE** shall give Attaching Party not less than thirty (30) calendar days prior written Notice of its intent to remove Attaching Party's Facilities pursuant to this Section.

19.7 Removal of Facilities by **AT&T-22STATE**:

19.7.1 If **AT&T-22STATE** removes any of Attaching Party's Facilities pursuant to this article, Attaching Party shall reimburse **AT&T-22STATE** for **AT&T-22STATE**'s Costs in connection with the removal, storage, delivery, or other disposition of the removed Facilities.

20.0 **Rates, Fees, Charges and Billing**

20.1 Rates, Charges and Fees Subject to Applicable Laws, Regulations, Rules, and Commission Orders:

20.1.1 All rates, charges and fees outlined in this Appendix will be set forth in the Pricing Schedule. All rates, charges and fees shall be subject to all applicable federal and state laws, rules, regulations, and Commission orders.

20.2 Changes to Rates, Charges and Fees:

20.2.1 Subject to applicable federal and state laws, rules, regulations and orders, **AT&T-22STATE** shall have the right to change the rates, charges and fees outlined in this Appendix. **AT&T-22STATE** will provide the Attaching Party sixty (60) calendar days written Notice, advising the Attaching Party of the specific changes being made and the effective date of the change. If the changes outlined in the Notice are not acceptable to the Attaching Party, Attaching Party may either (1) seek renegotiation of this Appendix, (2) terminate this Appendix, or (3) seek relief through the Dispute Resolution Process in the General Terms and Conditions of

this Agreement.

20.3 Notice of Rate and Computation of Charges:

20.3.1 On or about November 1 of each year, **AT&T-22STATE** will notify CLEC by certified mail, return receipt requested, of the rental rate and Pole transfer rate to be applied in the subsequent calendar year. The letter of notification shall be incorporated in, and governed by, the terms and conditions of this Appendix. Attachment and Occupancy rates shall be applied to the number of Pole(s) and Duct feet of Conduit for which Licenses have been issued before December 1 of each calendar year. Charges for Attachment(s) and Occupancy which commenced during the preceding twelve (12) month period will be prorated accordingly.

20.4 Rate “True-Up”:

20.4.1 The Parties agree that the fees reflected as interim herein shall be “trued-up” (up or down) based on final fees either determined by further agreement or by an effective order, in a proceeding involving **AT&T-22STATE** before the Commission, in the state which CLEC has either attached to or occupied **AT&T-22STATE** structures (ROW, Conduits, Ducts, and/or Poles).

20.4.2 Under the “True-Up” process, the interim fees for each structure shall be multiplied by the volume of that structure either attached to or occupied by CLEC to arrive at the total interim amount paid (“Total Interim Price”). The final fees for that structure shall be multiplied by the volume of that structure either attached to or occupied by CLEC to arrive at the total final amount due (“Total Final Price”). The Total Interim Price shall be compared with the Total Final Price. If the Total Final Price is more than the Total Interim Price, CLEC shall pay the difference to **AT&T-22STATE**. If the Total Final Price is less than the Total Interim Price, **AT&T-22STATE** shall pay the difference to CLEC.

20.4.3 Each Party shall keep its own records upon which a “True-Up” can be based and any final payment from one Party to the other shall be in an amount agreed upon by the Parties based on such records. In the event of any disagreement as between the records or the Parties regarding the amount of such “True-Up,” the Parties agree to follow the Dispute Resolution Process in the General Terms & Conditions to this Agreement.

21.0 **Advance Payment**

21.1 Attachment and Occupancy Fees:

21.2 Fees for Pole Attachment and Conduit Occupancy shall be based on the Facilities for which Licenses have been issued as of the date of billing by **AT&T-22STATE** and shall be computed as set forth herein.

21.2.1 Charges associated with newly Licensed Attachments or Occupancies and other Attachments or Occupancies of less than the entire annual billing period shall be prorated.

21.2.2 Charges shall be prorated retroactively in the event of the removal of CLEC’s Facilities.

21.2.3 The amount of any advance payment required shall be due within sixty (60) calendar days after receipt of an invoice from **AT&T-22STATE**.

22.0 **Indemnification**

22.1 In addition to the Indemnification clauses in the General Terms & Conditions to this Agreement, the following shall apply to this Attachment:

22.1.1 **AT&T-22STATE** shall exercise precaution to avoid damaging the Facilities of CLEC and shall make an immediate report to CLEC of the occurrence of any such damage caused by its employees, agents or contractors. **AT&T-22STATE** agrees to reimburse CLEC for all reasonable Costs incurred by CLEC for the

- physical repair of such Facilities damaged by the negligence of AT&T-22STATE, its employees, agents, contractors, subcontractors or invitees. However, AT&T-22STATE shall not be liable to CLEC for any interruption of CLEC's service or for interference with the operation of CLEC's Facilities, or for any special, indirect, or consequential damages arising in any manner, including AT&T-22STATE's negligence, out of the use of Pole(s), Anchor(s), or Conduit Systems or AT&T-22STATE's actions or omissions in regard thereto and CLEC shall indemnify and save harmless AT&T-22STATE from and against any and all claims, demands, causes of action, costs and reasonable attorneys' fees with respect to such special, indirect or consequential damages.
- 22.1.2 CLEC shall exercise precaution to avoid damaging the Facilities of AT&T-22STATE and of others attached to Pole(s), Anchor(s), or occupying a Conduit System and shall make an immediate report to the Owner of the occurrence of any such damage caused by CLEC's employees, agents or contractors. CLEC agrees to reimburse AT&T-22STATE for all reasonable Costs incurred by AT&T-22STATE for the physical repair of such Facilities damaged by the negligence of CLEC.
- 22.1.3 CLEC shall indemnify, protect and save harmless AT&T-22STATE, its directors, officers, employees and agents, AT&T-22STATE's other CLECs, and Joint User(s) from and against any and all claims, demands, causes of action, damages and Costs, including reasonable attorney's fees through appeals incurred by AT&T-22STATE, AT&T-22STATE's other CLECs and Joint User(s) as a result of acts by the CLEC, its employees, agents or contractors, including but not limited to the Costs of relocating Pole(s), Anchor(s), Guy(s), or Conduit System resulting from a loss of ROW or property owner consents and/or the Costs of defending those rights and/or consents.
- 22.1.4 The CLEC shall indemnify, protect and save harmless AT&T-22STATE, its directors, officers, employees and agents, AT&T-22STATE's other CLECs, and Joint User(s) from and against any and all claims, demands, causes of actions and Costs, including reasonable attorney's fees, through appeals for damages to property and injury or death to persons, including but not limited to payments under any Worker's Compensation Law or under any plan for employee's disability and death benefits, caused by, arising from, incident to, connected with or growing out of the erection, rearrangement, maintenance, presence, use or removal of CLEC's Facilities, or by their proximity to the Facilities of all parties attached to a Pole, Anchor and/or Guy, or placed in a Conduit System, or by any act or omission of the CLEC's employees, agents or contractors in the vicinity of AT&T-22STATE's Pole(s), Anchor(s), Guy(s), or Conduit System.
- 22.1.5 The CLEC shall indemnify, protect and save harmless AT&T-22STATE, its directors, officers, employees, and agents, AT&T-22STATE's other CLECs, and Joint User(s) from any and all claims, demands, causes of action and Costs, including attorneys' fees through appeals, which arise directly or indirectly from the construction and operation of CLEC's Facilities, including but not limited to taxes, special charges by others, claims and demands for damages or loss from infringement of copyrights, for libel and slander, for unauthorized use of television or radio broadcast programs and other program material, and from and against all claims, demands and Costs, including attorney's fees through appeals for infringement of patents with respect to the construction, maintenance, use and operation of CLEC's Facilities in combination with Pole(s), Anchor(s), Conduit Systems or otherwise.
- 22.1.6 CLEC shall promptly advise AT&T-22STATE of all claims relating to damage of property or injury to or death of persons, arising or alleged to have arisen in any manner, directly or indirectly, by the erection, maintenance, repair, replacement, presence, use or removal of the CLEC's Facilities. CLEC shall promptly notify AT&T-22STATE in writing of any suits or causes of action which may involve AT&T-22STATE and, upon the request of AT&T-22STATE copies of all relevant accident reports and statements made to CLEC's insurer by CLEC or others shall be furnished promptly to AT&T-22STATE.



ATTACHMENT 04 - LOCAL NUMBER PORTABILITY AND NUMBERING



Table of Contents

1.0	INTRODUCTION	3
2.0	DEFINITIONS.....	3
3.0	GENERAL PROVISIONS.....	4
4.0	PRODUCT SPECIFIC SERVICE DELIVERY PROVISIONS.....	6
5.0	OTHER.....	8

1.0 Introduction

- 1.1 Nothing in this Attachment shall be construed to limit or otherwise adversely impact in any manner either Party's right to employ or to request and be assigned any North American Numbering Plan (NANP) number resources from the numbering administrator including, but not limited to, central office (NXX) codes pursuant to the Central Office Code (NXX) Assignment Guidelines (most current version specified on Telcordia's website) or thousand-blocks (NXX-X) pursuant to the Thousands-Blocking Pooling Administration Guidelines (most current version specified on Telcordia's website), or to establish, by tariff or otherwise, Exchanges and Rate Centers corresponding to such NXX codes. Each Party is responsible for administering the NXX codes it is assigned.
- 1.2 Prior to providing local service in an AT&T-22STATE local Exchange Area, CLEC shall obtain a separate numbering resource (NXX or NXX-X) for each AT&T-22STATE Rate Center to ensure compliance with the industry-approved Central Office Code (NXX) Assignment Guidelines (most current version) or other industry approved numbering guidelines and the FCC's Second Report & Order in CC Docket 95-116, released August 18, 1997 (Local Number Portability). This will enable the Parties to identify the jurisdictional nature of traffic for Intercompany compensation until such time as both Parties have implemented billing and routing capabilities to determine traffic jurisdiction on a basis other than an NXX or an NXX-X.
- 1.3 Parties shall assign telephone numbers only to those End Users that are physically in the Rate Center to which the NXX is assigned, subject to exceptions as noted in the numbering resource guidelines.
- 1.4 Each Party is responsible to program and update its own switches and network systems to recognize and route traffic to the other Party's assigned NXX codes at all times. Neither Party shall impose fees or charges on the other Party for such required programming and updating activities.
- 1.5 Each Party is responsible to input required data into the Routing Data Base Systems (RDBS) and into the Telcordia Business Integrated Routing and Rating Database System (BIRRDS) or other appropriate system(s) necessary to update the Local Exchange Routing Guide (LERG), unless negotiated otherwise.
- 1.6 Neither Party is responsible for notifying the other Party's End Users of any changes in dialing arrangements, including those due to NPA relief.
- 1.7 NXX Migration:
 - 1.7.1 Where either Party has activated an entire NXX for a single End User, or activated more than half of an NXX for a single End User with the remaining numbers in that NXX either reserved for future use or otherwise unused, and such End User chooses to receive service from the other Party, the first Party shall cooperate with the second Party to have the entire NXX reassigned in the LERG (and associated industry databases, routing tables, etc.) to an End Office operated by the second Party provided that the requested rate center is the same rate center that physically serves the End User in a non-Foreign Exchange arrangement. Such transfer will require development of a transition process to minimize impact on the Network and on the End User(s)' service and will be subject to appropriate industry lead times (currently forty-five (45) calendar days) for movements of NXXs from one switch to another. The Party to whom the NXX is migrated will pay NXX migration charges per NXX to the Party formerly assigned the NXX as described in the Pricing Schedule.

2.0 Definitions

- 2.1 "Foreign Exchange" or "FX", as used in this Attachment, refers to number assignments and moves outside the Rate Centers with which a telephone number is ordinarily associated, and is different from the term "FX" in Attachment 02 - Network Interconnection, which refers to number assignment and moves outside of a mandatory local calling area.

- 2.2 “Service Management System” or “SMS”, as used in the Attachment, is a database or computer system not part of the public switched network that, (1) interconnects to a Service Control Point (SCP), and sends to that SCP the information and call processing instructions needed for a network switch to process and complete a telephone call; and (2) provides telecommunications carriers with the capability of entering and storing data regarding the processing and completing of a telephone call.
- 2.3 “Service Provider Number Portability (SPNP) Data Base Query” means the End User terminating calls from the “N-1” Network to numbers in the Telephone Company’s network with NXX codes that have been designated as number portable and the NXX has at least one number ported. **AT&T-22STATE** may be responsible for making a query to a database containing information necessary to route calls to number portable NXX codes.
- 2.4 “Intermediate Numbers” means the numbers provided for use by resellers, numbers in dealer numbering pools, numbers preprogrammed into End User premises equipment offered for retail sale, and numbers assigned to messaging service providers.
- 2.5 “Safety Valve Request” means a mechanism for carriers to request numbering resources apart from the general waiver process.

3.0 General Provisions

3.1 Requirements for LNP:

- 3.1.1 The Parties shall provide to each other, on a reciprocal basis, number portability in accordance with requirements of the Act and FCC Rules and Orders
- 3.1.2 The Parties shall follow industry guidelines, including but not limited to North American Numbering Council (NANC) Inter Service Provider Operations Flows, located on the Number Portability Administration Center’s (NPAC) website, regarding LNP for all aspects of number portability, including the time frames for providing porting services to one another.
- 3.1.3 Either Party shall be permitted to block default-routed calls to protect the public switched telephone network from overload, congestion, or failure propagation.
- 3.1.4 When a ported telephone number becomes vacant, (e.g., the telephone number is no longer in service with the original End User), the ported telephone number will be released back to the carrier owning the switch (after aging if any) in which the telephone number’s NXX-X is native.
- 3.1.5 Each Party shall be responsible for the End User’s other Telecommunications related services and features, e.g., Directory Listings, E911, Line Information Database (LIDB), Operator Services), once that Party has ported the End User’s telephone number to the Party’s switch.
- 3.1.6 When purchasing the SPNP Database Query, CLEC will access **AT&T-22STATE** facilities via an SS7 link.
- 3.1.7 Where triggers are not set, the Parties shall coordinate the porting of the number between service providers so as to minimize service interruptions to the End User.

3.2 Limitations of Service for LNP:

- 3.2.1 Telephone numbers can be ported only within the Toll Message Rate Centers (TMRCs) as approved by the Commissions. “Porting within Rate Centers” refers to a limitation of changing service providers while the physical location of the End User remains with the wireline footprint of the Rate Center. If the End User changes his, her or its physical location from one Rate Center to another, the End User may not retain his, her or its telephone number (which is associated with the End User’s previous Rate Center) as a basic network (non-FX) offering. An End User may retain his, her or its telephone number when moving from one

Rate Center to another by the use of a tariff FX or Remote Call Forwarding offering from the new service provider.

3.2.2 Telephone numbers of the following types shall not be ported:

3.2.2.1 **AT&T-22STATE** Official Communications Services (OCS) NXXs;

3.2.2.2 555, 950, 956, 976 and 900 numbers;

3.2.2.3 N11 numbers (e.g., 411 and 911);

3.2.2.4 toll-free service numbers (e.g., 800, 888, 877 and 866); and

3.2.2.5 disconnected or unassigned numbers.

3.2.3 Telephone numbers with NXXs dedicated to choke/High Volume Call-In (HVCI) networks are not portable via LRN. Choke numbers will be ported as described in Section 4.4.7.2 below of this Attachment.

3.3 Numbering:

3.3.1 If fulfilling CLEC's request for intermediate numbers results in **AT&T-22STATE** having to submit a request for additional telephone numbers to a national numbering administrator (either NANPA CO Code Administration, NeuStar Pooling Administration or their successors), **AT&T-22STATE** will submit the required numbering request to the national numbering administrator to satisfy CLEC's request for intermediate numbers. **AT&T-22STATE** will also pursue all appropriate steps (including submitting a Safety Valve Request (petition) to the Commission if the numbering request is denied by the national administrator) to satisfy CLEC's request for intermediate numbers. In these cases, **AT&T-22STATE** is not obligated to fulfill the request by CLEC for intermediate numbers unless, and until, **AT&T-22STATE**'s request for additional numbering resources is granted.

3.3.2 CLEC agrees to supply supporting information for any numbering request and/or Safety Valve Request that **AT&T-22STATE** files pursuant to Section 3.3.1 above.

3.3.3 Each Party is responsible for providing to the other, valid test numbers; one number terminating to a voice announcement identifying the Company and one number terminating to a milliwatt tone providing answer supervision and allowing simultaneous connection from multiple test lines. Both numbers should remain in service indefinitely for regressive testing purposes.

3.4 Local Number Portability (LNP) and Numbering:

3.4.1 Porting of Resale Numbers:

3.4.1.1 As the network provider, **AT&T-22STATE** will port telephone numbers, both in and out, on behalf of CLEC at the request of an End User. CLEC will provide to **AT&T-22STATE** such information as required to issue Local Service Requests (LSR) to port numbers in.

3.5 Non-discriminatory Access to Telephone Numbers:

3.5.1 Where **AT&T-22STATE** provides Resale services, **AT&T-22STATE** will provide telephone numbers as defined by applicable FCC rules and regulations on a first come first served basis. CLEC acknowledges that such access to telephone numbers shall be in accordance with the appropriate FCC rules, regulations and industry guidelines.

4.0 Product Specific Service Delivery Provisions

4.1 Service Description for LNP:

- 4.1.1 The LRN software of the switch in which the assigned numbering resource (e.g., NXX or NXX-X) is native determines if the called party is in a portable NXX. When a calling Party places a telephone call, if the called party is in a portable NXX, a query will be launched to the LNP database to determine whether or not the called number has been ported.
- 4.1.2 When the called number has been ported, an LRN will be returned to the switch that launched the query. Following the query, the LRN of the called number will appear in the Called Party Number (CdPN) field of the SS7 message and the called number will appear in the Generic Address Parameter (GAP) field.
- 4.1.3 When the query does not return an LRN, the call will be completed based upon the dialed digits.
- 4.1.4 When the LNP database is queried, the Forward Call Identifier (FCI) field's entry will be changed from 0 to 1 by the switch triggering the query, regardless of whether the called number has been ported or not.
- 4.1.5 Where technically feasible, the Parties shall populate the Jurisdictional Identification Parameter (JIP) field with the first six (6) digits (NPA NXX format) of the appropriate LRN of the terminating switch.

4.2 "N-1" Query Methodology for LNP:

- 4.2.1 The Parties shall follow the "N-1" query methodology in performing queries of the LNP database, as provided below. As provided by Industry standards, the "N-1" carrier is the carrier in the call routing sequence immediately prior to the terminating carrier's End Office, or the terminating carrier's End Office tandem. The "N-1" carrier shall perform the LNP database query. If the "N-1" carrier fails to perform the LNP database query, the terminating carrier shall perform a query of the LNP database, and shall be permitted to charge the "N-1" carrier for the query. Refer to the LNP Working Group Best Practice for additional information, located in the Local Number Portability Administration section of the NPAC website.
- 4.2.2 For interLATA or intraLATA toll calls carried by another carrier, the originating carrier will pass the call to the appropriate toll carrier, which will perform a query of the LNP database and efficiently route the call to the appropriate terminating local carrier, either directly or through an access tandem office. Where one carrier is the originating local service provider (LSP) and the other carrier is the designated toll carrier, the designated toll carrier is the "N-1" carrier. The originating LSP will not query toll calls delivered to the toll carrier or charge the toll carrier for such queries.
- 4.2.3 For local calls to ported numbers, the originating carrier is the "N-1" carrier. The originating carrier will query the LNP database and route the call to the appropriate terminating carrier.
- 4.2.4 For local calls to any NXX from which at least one number has been ported, the Party that owns the originating switch shall query an LNP database as soon as the call reaches the first LNP-capable switch in the call path. The Party that owns the originating switch shall query on a local call to an NXX in which at least one number has been ported via LNP prior to any attempts to route the call to any other switch. Prior to the first number in an NXX being ported via LNP, **AT&T-22STATE** may query all calls directed to that NXX, provided that **AT&T-22STATE**'s queries shall not adversely affect the quality of service to CLEC's End Users as compared to the service **AT&T-22STATE** provides its own End Users, and that queries to NXXs where the first number has not been ported are not charged to the "N-1" Carrier.
- 4.2.5 A Party shall be charged for an LNP query by the other Party only if the Party to be charged is the N-1 carrier and was obligated to perform the LRN query but failed to do so, pursuant to conditions set forth in CFR 47, Section 52.33. The only exception will be if the FCC rules (Docket No. 95-116) that the

terminating carrier may charge the "N-1" carrier for queries initiated before the first number is ported in an NXX.

- 4.2.6 Rates, terms and conditions for LNP queries performed by AT&T-22STATE are set forth in the applicable FCC Tariff.

4.3 Ordering for LNP:

- 4.3.1 Porting of numbers from NXXs marked as portable in the LERG will be initiated via LSRs based on Ordering and Billing Forum (OBF) guidelines and in accordance with the provisions of Attachment 07 - Operations Support System (OSS).

- 4.3.2 For the purposes of this Attachment, the Parties may use a project management approach for the implementation of LSRs for large quantities of ported numbers or for complex porting processes. With regard to such managed projects, the Parties may negotiate implementation details such as, but not limited to: Due Date, Cutover Intervals and Times, Coordination of Technical Resources, and Completion Notice.

4.4 Provisioning for LNP:

- 4.4.1 The Parties will remove a ported number from the End Office from which the number is being ported as close to the requested time as reasonably practicable, except under the conditions listed in Section 4.4.3 below and Section 4.4.4 below, respectively. The Parties recognize that it is in the best interest of the End User for this removal to be completed in the most expedient manner possible.

- 4.4.2 Unconditional Ten-Digit Trigger. If the Unconditional Ten-Digit Trigger is set, calls originating from the old switch will query the database and route to the new switch without the number being disconnected. The ported number must be removed at the same time that the Unconditional Ten-Digit Trigger is removed.

4.4.2.1 The Parties agree to provide Unconditional Ten-Digit Trigger wherever technically feasible.

- 4.4.3 Project Orders. For project requests, the Parties will negotiate time frames for the disconnection of the numbers in the old switch.

- 4.4.4 Coordinated Orders. Orders worked on a coordinated basis will be coordinated by the Parties until the numbers are disconnected in the old switch.

- 4.4.5 The Parties shall cooperate in the process of porting numbers from one carrier to another so as to limit service outage for the affected End User. The Parties will use their best efforts to update their respective Local Service Management Systems (LSMS) from the NPAC SMS data within fifteen (15) minutes after receipt of a download from the NPAC SMS (the current NANC goal for such updating).

- 4.4.6 At the time a telephone number is ported via LNP, the Party from which the number is being ported shall insure that the LIDB entry for that number is de-provisioned.

4.4.7 Mass Calling:

- 4.4.7.1 The HVCI Network is designed to ease the network congestion that occurs when large numbers of incoming telephone calls are solicited by an End User, such as a radio station or a ticket agency.

4.4.7.1.1 HVCI is also known as:

4.4.7.1.1.1 Choke Network

4.4.7.1.1.2 Mass Calling

4.4.7.1.1.3 Public Response Choke Network

4.4.7.2 Using a non-LRN process, **AT&T-22STATE** will offer the ability to port telephone numbers with mass calling NXX codes via the use of pseudo codes or route index numbers.

4.4.8 Operator Services, LIDB and Directory Assistance:

4.4.8.1 The Provisions of this Agreement pertaining to Operator Services, LIDB and Directory Assistance shall also apply when LNP is in place.

4.4.9 Porting of Direct Inward Dialing (DID) Block Numbers:

4.4.9.1 DID block numbers shall be portable in the same manner as other local telephone numbers, subject to the modifications and/or limitations provided herein.

4.4.9.2 The Parties shall offer LNP to End Users for any portion of an existing DID block without being required to port the entire block of DID numbers.

4.4.9.3 The Parties shall permit End Users which port a portion of DID numbers to retain DID service on the remaining portion of the DID numbers, provided such is consistent with applicable tariffs.

5.0 Other

5.1 Pricing for LNP:

5.1.1 With the exception of lawful query charges, the Parties shall not charge each other for the porting of telephone numbers as a means for the other to recover the costs associated with LNP.



ATTACHMENT 05 - 911-E911



Table of Contents

1.0	INTRODUCTION	3
2.0	DEFINITIONS.....	3
3.0	AT&T RESPONSIBILITIES	4
4.0	CLEC RESPONSIBILITIES	5
5.0	RESPONSIBILITIES OF THE PARTIES	6
6.0	METHODS AND PRACTICES	7
7.0	CONTINGENCY	7
8.0	BASIS OF COMPENSATION	8

1.0 **Introduction**

- 1.1 This Attachment sets forth terms and conditions by which **AT&T-22STATE** will provide CLEC with access to **AT&T-22STATE**'s 911 and E911 Databases and provide Interconnection and Call Routing for purposes of 911 call completion to a Public Safety Answering Point (PSAP) as required by Section 251 of the Act.
- 1.2 The Parties acknowledge and agree that **AT&T-22STATE** can only provide E911 Service in a territory where an **AT&T-22STATE** is the E911 network provider, and that only said service configuration will be provided once it is purchased by the E911 Customer and/or PSAP. Access to **AT&T-22STATE**'s E911 Selective Routers and E911 Database Management System will be by mutual agreement between the Parties.
- 1.3 For CLEC's own switches, **AT&T-22STATE** shall provide access to its E911 Selective Routers as described herein only where the PSAP and/or E911 Customer served by the E911 Selective Routers has approved CLEC to carry E911 Emergency Services calls, which approval is subject to being revoked, conditioned, or modified by the PSAP and/or E911 Customer at any time.

2.0 **Definitions**

- 2.1 "911 System" means the set of network, database and customer premise equipment (CPE) components required to provide 911 service.
- 2.2 "911 Trunk" or "E911 Trunk" means a trunk capable of transmitting Automatic Number Identification (ANI) associated with a call to 911 from CLEC's End Office to the E911 system.
- 2.3 "Automatic Location Identification (ALI)" means the automatic display at the PSAP of the caller's telephone number, the address/location of the telephone and, in some cases, supplementary emergency services information.
- 2.4 "Automatic Number Identification (ANI)" means the telephone number associated with the access line from which a call to 911 originates.
- 2.5 "Company Identifier" or "Company ID" means a three (3) to five (5) character identifier chosen by the Local Exchange Carrier that distinguishes the entity providing dial tone to the End User. The Company Identifier is maintained by NENA in a nationally accessible database.
- 2.6 "Database Management System (DBMS)" means a system of manual procedures and computer programs used to create, store and update the data required to provide Selective Routing (SR) and/or ALI for 911 systems.
- 2.7 "E911 Customer" means a municipality or other state or local government unit, or an authorized agent of one (1) or more municipalities or other state or local government units to whom authority has been lawfully delegated to respond to public emergency telephone calls, at a minimum, for emergency police and fire services through the use of one (1) telephone number, 911.
- 2.8 "E911 Universal Emergency Number Service (E911)" (also referred to as "Expanded 911 Service" or "Enhanced 911 Service") or "E911 Service" means a telephone Exchange communications service whereby a public safety answering point (PSAP) answers telephone calls placed by dialing the number 911. E911 includes the service provided by the lines and equipment associated with the service arrangement for the answering, transferring, and dispatching of public emergency telephone calls dialed to 911. E911 provides completion of a call to 911 via dedicated trunking facilities and includes ANI, ALI, and/or SR.
- 2.9 "Emergency Services" means police, fire, ambulance, rescue, and medical services.
- 2.10 "Emergency Service Number (ESN)" means a three (3) to five (5) digit number representing a unique combination of Emergency Services agencies designated to serve a specific range of addresses within a particular geographical area. The ESN facilitates SR and selective transfer, if required, to the appropriate PSAP and the dispatching of the proper Emergency Services agency (ies).

- 2.11 "National Emergency Number Association (NENA)" is a not-for-profit corporation established in 1982 to further the goal of "One Nation-One Number". NENA is a networking source and promotes research, planning, and training. NENA strives to educate, set standards and provide certification programs, legislative representation and technical assistance for implementing and managing 911 systems.
- 2.12 "Public Safety Answering Point (PSAP)" means an answering location for 911 calls originating in a given area. The E911 Customer may designate a PSAP as primary or secondary, which refers to the order in which calls are directed for answering. Primary PSAPs answer calls; secondary PSAPs receive calls on a transfer basis. PSAPs are public safety agencies such as police, fire, emergency medical, etc., or a common bureau serving a group of such entities.
- 2.13 "Selective Routing" (SR) means the routing and "E911 Selective Router" (E911 SR) means the equipment used to route a call to 911 to the proper PSAP based upon the number and location of the caller. SR is controlled by an ESN, which is derived from the location of the access line from which the 911 call was placed.

3.0 AT&T Responsibilities

- 3.1 **AT&T-22STATE** shall provide and maintain such equipment at the E911 SR and the DBMS as is necessary to provide CLEC with nondiscriminatory access to E911 Emergency Service as described in this Attachment.
- 3.2 Call Routing:
- 3.2.1 **AT&T-22STATE** will route 911 calls from the **AT&T-22STATE** SR to the designated primary PSAP or to designated alternate locations, according to routing criteria specified by the PSAP.
- 3.2.2 **AT&T-22STATE** will forward the ANI to the calling party number it receives from CLEC and the associated 911 ALI to the PSAP for display. If no ANI is forwarded by CLEC, **AT&T-22STATE** will forward an Emergency Service Central Office (ESCO) identification code for display at the PSAP. If ANI is forwarded by the CLEC, but no ALI record is found in the E911 DBMS, **AT&T-22STATE** will report this "No Record Found" condition to the CLEC in accordance with NENA standards.
- 3.3 Facilities and Trunking:
- 3.3.1 **AT&T-22STATE** shall provide and maintain sufficient dedicated E911 Trunks from **AT&T-22STATE**'s E911 SR to the PSAP of the E911 Customer, according to provisions of the appropriate state Commission-approved tariff and documented specifications of the E911 Customer.
- 3.3.2 **AT&T-22STATE** will provide facilities to interconnect the CLEC to the **AT&T-22STATE**'s E911SR, as specified in Attachment 02 -Network Interconnection of this Agreement or per the requirements set forth via the applicable state tariff. Additionally, CLEC has the option to secure interconnection facilities from another provider or provide such interconnection using their own facilities. If diverse facilities are requested by CLEC, **AT&T-22STATE** will provide such diversity where technically feasible, at standard applicable tariff rates.
- 3.4 Database:
- 3.4.1 Where **AT&T-22STATE** manages the E911 Database, **AT&T-22STATE** shall provide CLEC access to the E911 Database to store CLEC's End User "911 Records" (i.e., the name, address, and associated telephone number(s) for each of CLEC's End Users). CLEC or its representative(s) is responsible for electronically providing End User 911 Records and updating this information.
- 3.4.2 Where **AT&T-22STATE** manages the E911 Database, **AT&T-22STATE** shall coordinate access to the **AT&T-22STATE** DBMS for the initial loading and updating of CLEC End User 911 Records.

- 3.4.3 Where AT&T-22STATE manages the E911 Database, AT&T-22STATE's E911 Database shall accept electronically transmitted files that are based upon NENA standards. Manual (i.e., facsimile) entry shall be utilized only in the event that the DBMS is not functioning properly.

4.0 CLEC Responsibilities

4.1 Call Routing (for CLEC's own switches):

- 4.1.1 CLEC will transport the appropriate 911 calls from each Point of Interconnection (POI) to the appropriate AT&T-22STATE E911 SR location.
- 4.1.2 CLEC will forward the ANI information of the party calling 911 to the AT&T-22STATE E911 SR.

4.2 Facilities and Trunking (for CLEC's own switches):

- 4.2.1 CLEC shall be financially responsible for the transport facilities to each AT&T-22STATE E911 SR that serves the Exchange Areas in which CLEC is authorized to and will provide Telephone Exchange Service.
- 4.2.2 CLEC acknowledges that its End Users in a single local calling scope may be served by different E911 SRs and CLEC shall be financially responsible for the transport facilities to route 911 calls from its End Users to the proper E911 SR.
- 4.2.3 CLEC shall order a minimum of two (2) one-way outgoing E911 Trunk(s) dedicated for originating 911 Emergency Service calls for each default PSAP or default ESN to interconnect to each appropriate AT&T-22STATE E911 SR, where applicable. Where Signaling System 7 (SS7) connectivity is available and required by the applicable E911 Customer, the Parties agree to implement Common Channel Signaling (CCS) trunking rather than Multi-Frequency (MF) trunking.
- 4.2.4 CLEC is responsible for ordering a separate E911 Trunk group from AT&T-22STATE for each county, default PSAP or other geographic area that the CLEC serves if the E911 Customer for such county or geographic area has a specified varying default routing condition. Where PSAPs do not have the technical capability to receive 10-digit ANI, E911 traffic must be transmitted over a separate trunk group specific to the underlying technology. CLEC will have administrative control for the purpose of issuing ASRs on this trunk group. Where the parties utilize SS7 signaling and the E911 network has the technology available, only one (1) E911 Trunk group shall be established to handle multiple NPAs within the local Exchange Area or LATA. If the E911 network does not have the appropriate technology available, a SS7 trunk group shall be established per NPA in the local Exchange Area or LATA. In addition, 911 traffic originating in one (1) NPA must be transmitted over a separate 911 Trunk group from 911 traffic originating in any other NPA 911.
- 4.2.5 CLEC shall maintain facility transport capacity sufficient to route 911 traffic over trunks dedicated to 911 Interconnection between the CLEC switch and the AT&T-22STATE E911 SR.
- 4.2.6 CLEC shall order sufficient trunking to route CLEC's originating 911 calls to the designated AT&T-22STATE E911 SR.
- 4.2.7 Diverse (i.e., separate) 911 facilities are highly recommended and may be required by the Commission or E911 Customer. If required by the E911 Customer, diverse 911 Trunks shall be ordered in the same fashion as the primary 911 Trunks. CLEC is responsible for initiating trunking and facility orders for diverse routes for 911 Interconnection.
- 4.2.8 CLEC is responsible for determining the proper quantity of trunks and transport facilities from its switch (es) to interconnect with the AT&T-22STATE E911 SR.
- 4.2.9 CLEC shall engineer its 911 Trunks to attain a minimum P.01 grade of service as measured using the time consistent average busy season busy hour twenty (20) day averaged loads applied to industry standard

Neal-Wilkinson Trunk Group Capacity algorithms (using Medium day-to-day Variation and 1.0 Peakedness factor), or such other minimum grade of service as required by Applicable Law.

- 4.2.10 CLEC shall monitor its 911 Trunks for the purpose of determining originating network traffic volumes. If CLEC's traffic study indicates that additional 911 Trunks are needed to meet the current level of 911 call volumes, CLEC shall provision additional 911 Trunks for Interconnection with AT&T-22STATE.
- 4.2.11 CLEC is responsible for the isolation, coordination and restoration of all 911 facility and trunking maintenance problems from CLEC's demarcation (for example, collocation) to the AT&T-22STATE E911 SR(s). CLEC is responsible for advising AT&T-22STATE of the 911 Trunk identification and the fact that the trunks are dedicated for 911 traffic when notifying AT&T-22STATE of a failure or outage. The Parties agree to work cooperatively and expeditiously to resolve any 911 outage. AT&T-22STATE will refer network trouble to CLEC if no defect is found in AT&T-22STATE's 911 network. The Parties agree that 911 network problem resolution will be managed expeditiously at all times.
- 4.2.12 CLEC will not turn up live traffic until successful testing of E911 Trunks is completed by both Parties.
- 4.2.13 Where required, CLEC will comply with Commission directives regarding 911 facility and/or 911 Trunking requirements.

4.3 Database:

- 4.3.1 Once the 911 Interconnection between CLEC and all appropriate AT&T-22STATE E911 SR(s) has been established and tested, CLEC or its representatives shall be responsible for providing CLEC's End User 911 Records to AT&T-22STATE for inclusion in AT&T-22STATE's DBMS on a timely basis.
- 4.3.2 CLEC or its agent shall provide initial and ongoing updates of CLEC's End User 911 Records that are Master Street Address Guide (MSAG) valid in electronic format based upon established NENA standards.
- 4.3.3 CLEC shall adopt use of a Company/NENA ID on all CLEC End User 911 Records in accordance with NENA standards. The Company ID is used to identify the carrier of record in facility configurations.
- 4.3.4 CLEC is responsible for providing AT&T-22STATE updates to the E911 database; in addition, CLEC is responsible for correcting any errors that may occur during the entry of their data to the AT&T-22STATE 911 DBMS.

5.0 Responsibilities of the Parties

- 5.1 For CLEC's own switch(es), both Parties shall jointly coordinate the provisioning of transport capacity sufficient to route originating E911 calls from CLEC's POI to the designated AT&T-22STATE E911 SR(s).
 - 5.1.1 AT&T-22STATE and CLEC will cooperate to promptly test all trunks and facilities between CLEC's network and the AT&T-22STATE E911 SR(s).
- 5.2 911 Surcharge Remittance to PSAP:
 - 5.2.1 For CLEC's own switch(es), the Parties agree that:
 - 5.2.1.1 AT&T-22STATE is not responsible for collecting and remitting applicable 911 surcharges or fees directly to municipalities or government entities where such surcharges or fees are assessed by said municipality or government entity, and
 - 5.2.1.2 AT&T-22STATE is not responsible for providing the 911 Customer detailed monthly listings of the actual number of access lines, or breakdowns between the types of access lines (e.g., residential, business, payphone, Centrex, PBX, and exempt lines).

- 5.2.1.3 Facility based CLECs shall be responsible for collecting and remitting all applicable 911 fees and surcharges on a per line basis to the appropriate PSAP or other governmental authority responsible for collection of such fees and surcharges.
- 5.2.2 For Resellers, the ILEC shall serve as a clearinghouse between Resellers and PSAPs except where state law requires Reseller to collect and remit directly to the appropriate 911 Authority. The Parties agree that:
 - 5.2.2.1 **AT&T-13STATE** shall include Reseller information when providing the 911 Customer with detailed monthly listings of the actual number of access lines, or breakdowns between the types of access lines (e.g., residential, business, payphone, Centrex, PBX, and exempt lines).
 - 5.2.2.2 **AT&T SOUTHEAST REGION 9-STATE** will provide the 911 Customer a monthly settlement letter which provides the total number of access lines broken down into residence and business line totals only. If state statutes require a break out of Reseller information, the **AT&T SOUTHEAST REGION 9-STATE** shall include this information upon request by the 911 Customer.

6.0 **Methods and Practices**

- 6.1 With respect to all matters covered by this Attachment, each Party will comply with all of the following to the extent that they apply to access to 911 and E911 Databases: (i) all FCC and applicable Commission rules and regulations, (ii) any requirements imposed by any Governmental Authority other than a Commission, (iii) the terms and conditions of **AT&T-22STATE**'s Commission-ordered tariff(s) and (iv) the principles expressed in the recommended standards published by NENA.

7.0 **Contingency**

- 7.1 The terms and conditions of this Attachment represent a negotiated plan for providing access to 911 and E911 Databases, and providing interconnection and call routing for purposes of 911 call completion to a PSAP as required by Section 251 of the Act.
- 7.2 The Parties agree that the 911 System as provided herein is for the use of the E911 Customer, and recognize the authority of the E911 Customer to establish service specifications and grant final approval (or denial) of service configurations offered by **AT&T-22STATE** and CLEC.
 - 7.2.1 In **AT&T TEXAS** only:
 - 7.2.1.1 These specifications shall be documented in Exhibit I, CLEC Serving Area Description and E911 Interconnection Details. CLEC shall complete its portion of Exhibit I and submit it to **AT&T TEXAS** not later than forty-five (45) Business Days prior to the passing of live traffic. **AT&T TEXAS** shall complete its portion of Exhibit I and return Exhibit I to CLEC not later than thirty (30) Business Days prior to the passing of live traffic.
 - 7.2.1.2 CLEC must obtain documentation of the approval of the completed Exhibit I from the appropriate E911 Customer(s) that have jurisdiction in the area(s) in which CLEC's End Users are located. CLEC shall provide documentation of all requisite approval(s) to **AT&T TEXAS** prior to use of CLEC's E911 connection for actual emergency calls.
 - 7.2.1.3 Each Party will designate a representative who has the authority to complete additional Exhibit(s) I to this Attachment when necessary to accommodate expansion of the geographic area of CLEC into the jurisdiction of additional PSAP(s) or to increase the number of 911 Trunks. CLEC must obtain approval of each additional Exhibit I, as set forth in Section 7.2 above, and shall furnish documentation of all requisite approval(s) of each additional Exhibit I in accordance with Section 7.2 above.

8.0 Basis of Compensation

- 8.1 Rates for access to 911 and E911 Databases, Interconnection and call routing of E911 call completion to a PSAP as required by Section 251 of the Act are set forth in the Pricing Schedule or applicable AT&T-22STATE Commission-approved access tariff.



ATTACHMENT 06 - CUSTOMER INFORMATION SERVICES



Table of Contents

1.0	INTRODUCTION	3
2.0	DEFINITIONS.....	4
3.0	OPERATOR SERVICES (OS) / DIRECTORY SERVICES (DA)	4
4.0	INWARD ASSISTANCE OPERATOR SERVICES (INW).....	9
5.0	DIRECTORY ASSISTANCE LISTINGS (DAL)	9
6.0	WHITE PAGES	11

1.0 Introduction

1.1 The following services are provided as Customer Information Services – Operator Services/Directory Assistance (OS/DA), Inward Assistance Operator Services (INW), Directory Assistance Listings (DAL) and White Pages.

1.2 OS/DA:

1.2.1 This Attachment sets forth the rates, terms and conditions under which the Parties shall jointly carry out OS and DA on a wholesale basis for CLEC End Users residing in AT&T-22STATE's local Exchange territory, regardless of whether CLEC is serving its End Users via:

1.2.1.1 CLEC's own physical Switches,

1.2.1.2 Resale of AT&T-22STATE Retail OS/DA service, or

1.2.1.3 Leased Local Circuit Switching from AT&T-22STATE

1.2.2 CLEC shall be the retail OS/DA provider to its End Users, and AT&T-22STATE shall be the wholesale provider of OS/DA operations to CLEC. AT&T-22STATE shall answer CLEC's End User OS/DA calls on CLEC's behalf, as follows:

1.2.2.1 When the End User dials 0- or 0+ the Telephone Number, AT&T-22STATE shall provide the Operator Services described in Section 3.4 below. CLEC is free to set its own retail OS/DA rates, and CLEC therefore acknowledges its responsibility (a) to obtain End User agreement to the OS/DA retail rates (i.e. by tariff or contract), and (b) to obtain any necessary regulatory approvals for its OS/DA retail rates.

1.2.2.2 In response to End User inquiries about OS/DA rates, where technically feasible, AT&T-22STATE operators shall quote CLEC retail OS/DA rates, provided by CLEC (see Section 3.6 below). If further inquiries are made about rates, billing and/or other "business office" questions, AT&T-22STATE's OS/DA operators shall direct the calling Party's inquiries to a CLEC-provided contact number (also see Section 3.6 below).

1.2.3 CLEC shall pay the applicable OS/DA rates found in the Pricing Schedule based upon CLEC's status as a Facilities-Based CLEC or a reseller. Provided however, CLEC may serve both as a reseller and as a facilities-based provider, and CLEC may convert facilities-based End Users to Resale service, or vice versa, as described below in Section 3.6.8 below.

1.2.3.1 CLEC acknowledges and understands that wholesale OS/DA rates differ between Resale and facilities-based service, and that both types of OS/DA wholesale rates are listed in the Pricing Schedule.

1.2.3.2 Billing and payment details, including the assessment of late payment charges for unpaid balances, are governed by the General Terms and Conditions in this Agreement.

1.3 INW:

1.3.1 This Attachment also sets forth terms and conditions for INW for Facility-Based CLECs.

1.3.2 Where technically feasible and available, the AT&T-22STATE INW operator will provide the Busy Line Verification (BLV) service and Busy Line Verification/Interrupt (BLV/I) service when reached by an operator dialing the appropriate Toll Center Code in addition to the inward code.

1.4 DAL:

1.4.1 This Attachment sets forth terms and conditions for which CLEC agrees to purchase DAL information as provided by AT&T-22STATE.

1.5 White Pages:

- 1.5.1 This Attachment sets forth terms and conditions that apply to switched-based CLECs for subscriber listing information in White Page directories provided by **AT&T-22STATE** owned ILEC and the CLEC.

2.0 Definitions

- 2.1 "CLEC Subscriber" means CLEC End User, as End User is defined in the General Terms and Conditions of this Agreement.
- 2.2 "General Assistance" means a service in which an operator calls the INW operator seeking assistance in dialing a number. For example, the assistance could be required for attempting to dial a number where a 'no ring' condition has been encountered.
- 2.3 "Busy Line Verification (BLV)" means a service in which an operator asks the INW operator to verify a conversation in progress.
- 2.4 "Busy Line Verification/Interrupt (BLV/I)" means a service in which an operator asks the INW operator to interrupt a conversation in progress, to determine if one of the parties is willing to speak to the caller requesting the interrupt.
- 2.5 "Toll Center Code" means the three digit Access Tandem Code (ATC) code that uniquely identifies a tandem switch in the Local Exchange Routing Guide (LERG) designated as providing access to operator services functions. An operator dials the appropriate area code + ATC + OPR SVC CODE to obtain INW.
- 2.6 "Operator Service Code (OPR SVC CODE)" means the operator dialable code assigned in the LERG for INW.
- 2.7 "Facilities-Based CLEC" – A CLEC that provides service through its own switch, a Third Party provider's switch or via local circuit switching leased from **AT&T-22STATE** via a stand-alone agreement.

3.0 Operator Services (OS) / Directory Services (DA)

3.1 Dialing Parity:

- 3.1.1 **AT&T-22STATE** will provide OS/DA to CLEC's End Users with no unreasonable dialing delays and at dialing parity with **AT&T-22STATE** retail OS/DA services.

3.2 Response Parity:

- 3.2.1 CLEC's End Users shall be answered by **AT&T-22STATE**'s OS and DA platforms with the same priority and using the same methods as for **AT&T-22STATE**'s retail End Users.
- 3.2.2 Any technical difficulties in reaching the **AT&T-22STATE** OS/DA platform (e.g., cable cuts in the OS/DA trunks, unusual OS/DA call volumes, etc.) will be experienced at parity with **AT&T-22STATE** retail End Users served via that same **AT&T-22STATE** End Office Switch.

3.3 Requirements to Physically Interconnect:

- 3.3.1 This Section describes the Parties' physical interconnection and trunking requirements for a Facility-Based CLEC that wishes to interconnect with **AT&T-22STATE**'s OS/DA switches
- 3.3.2 The demarcation point for OS/DA traffic between the Parties' networks need not coincide with the Point of Interconnection (POI) for the physical interconnection of all other inter-carrier voice traffic, but at a minimum must be in the Local Access And Transport Area (LATA) within which the CLEC's OS/DA traffic originates.
- 3.3.2.1 Because CLEC's switch may serve End Users in more than one LATA, the Parties agree that CLEC's OS/DA traffic originates from the physical location of the End User dialing 0-, 0+, 411, 1411, or 555-1212 and not the physical location of CLEC's switch.

- 3.3.2.2 To the extent CLEC is serving via circuit-switched wireless technology, the physical location of the End User dialing 0-, 0+, 411, 1411, or 555-1212 shall be deemed the End User's physical billing address, regardless of whether the End User may be roaming at the time of placing the OS/DA call.
- 3.3.3 The Parties will establish an OS/DA demarcation point at the AT&T-22STATE's OS/DA switch. By mutual agreement, an alternative OS/DA demarcation point may be determined based on the following factors:
 - 3.3.3.1 The size and type of facilities needed to carry CLEC's switch-based OS/DA traffic;
 - 3.3.3.2 Whether CLEC wishes to interconnect for only OS, or only DA, or both;
 - 3.3.3.3 Whether CLEC or CLEC's Affiliate is collocated in an AT&T-22STATE Local Tandem office and wishes to use the collocation as the OS/DA demarcation point; and
 - 3.3.3.4 Whether CLEC or CLEC's Affiliate already has existing OS/DA facilities in place to the AT&T-22STATE's OS/DA platforms.
- 3.3.4 CLEC shall be financially responsible for the transport facilities to the AT&T-22STATE's switch(es). CLEC may self-provision these OS/DA facilities, lease them from Third Parties, or lease them from AT&T-22STATE's intrastate Special Access Tariff.
- 3.3.5 General OS/DA Trunking Requirements:
 - 3.3.5.1 CLEC will initiate an Access Service Request (ASR) for all OS/DA trunk groups from its switch to the appropriate AT&T-22STATE OS/DA switches as a segregated one-way trunk group utilizing Multi-Frequency (MF) signaling. Unless technically infeasible, AT&T-22STATE will provision all such one-way trunk groups in the same manner and at the same intervals as for all other interconnection trunks between the Parties.
 - 3.3.5.2 CLEC will employ Exchange Access Operator Services Signaling (EAOSS) from the AT&T-22STATE End Offices to the AT&T-22STATE OS/DA switches that are equipped to accept 10-Digit Signaling for Automatic Number Identification (ANI).
 - 3.3.5.3 Where EAOSS is not available, Modified Operator Services Signaling (MOSS) will be utilized, and a segregated one-way trunk group with MF signaling will be established from CLEC to each AT&T-22STATE OS/DA switch for each served Numbering Plan Area (NPA) in the LATA.
- 3.3.6 Specific OS/DA Trunk Groups, and their Requirements:
 - 3.3.6.1 OS Trunks:
 - 3.3.6.1.1 CLEC shall establish a one-way trunk group from CLEC's switch to the AT&T-22STATE OS switch serving OS End Users in that LATA. An OS only trunk group will be designated with the appropriate OS traffic use code and modifier. If the trunk group transports combined OS/DA/DACC over the same trunk group, then the group will be designated with a different traffic use code and modifier for combined services. CLEC will have administrative control for the purpose of issuing ASR's on this one-way trunk group.
 - 3.3.6.2 DA/ DA Call Completion (DACC) Trunks:
 - 3.3.6.2.1 Where permitted, CLEC shall establish a one-way trunk group from CLEC's switch to the AT&T-22STATE DA switch serving DA End Users in that LATA. If the trunk group transports DA/DACC only, but not OS, then the trunk group will be designated with the appropriate DA traffic use code and modifier.

3.3.6.2.2 In **AT&T-13STATE**, if OS/DA/DACC is transported together on a combined trunk group, then the group will be designated with a different appropriate traffic use code and modifier from that used for a DA/DACC only trunk group. CLEC will have administrative control for the purpose of issuing ASRs on this one-way trunk group.

3.3.6.2.3 In **AT&T SOUTHEAST REGION 9-STATE**, if OS/DA/DACC is transported together on a combined trunk group, then the group will be designated with an appropriate traffic use code and modifier. CLEC will have administrative control for the purpose of issuing ASRs on this one-way trunk group.

3.3.6.3 Busy Line Verification/Emergency Interrupt (BLV/EI) Trunks:

3.3.6.3.1 Where available, when CLEC wishes for **AT&T-22STATE** to perform Busy Line Verification or Emergency Interrupt for CLEC End Users a segregated one-way BLV trunk group with MF signaling from **AT&T-22STATE**'s Operator Services switch to CLEC's switch serving End Users in that LATA will be required. CLEC will have administrative control for the purpose of issuing ASRs on this one-way trunk group. The BLV trunk group will be designated with the appropriate traffic use code and modifier.

3.4 OS Offerings:

3.4.1 Operator Services Rate Structure:

3.4.1.1 **AT&T-22STATE** will assess its OS charges based upon whether the CLEC End User is receiving (a) manual OS (i.e., provided a live Operator), or (b) automated OS (i.e., an OS switch equipment voice recognition feature, functioning either fully or partially without live Operators where feasible). The Pricing Schedule contains the full set of OS recurring and nonrecurring rates.

3.4.2 Operator Services Call Processing:

3.4.2.1 Whether manual or automated, **AT&T-22STATE** will provide the following services when processing a 0- or 0+ dialed call from CLEC's line, regardless of whether DA is also requested:

3.4.2.1.1 General Assistance - The End User dialing 0- or 0+, asks the OS Operator to provide local and intraLATA dialing assistance for the purposes of completing calls, or requesting information on how to place calls e.g., handling emergency calls, handling credits etc.

3.4.2.1.2 Calling Card - The End User dialing 0- or 0+, provides the OS Operator with a Calling Card number for billing purposes, and seeks assistance in completing the call.

3.4.2.1.3 Collect - The End User dialing 0- or 0+, asks the OS Operator to bill the charges associated with the call to the called number, provided such billing is accepted by the called number.

3.4.2.1.4 Third Number Billed - The End User dialing 0- or 0+, asks the OS Operator to bill the call to a different number than the calling or called number.

3.4.2.1.5 Person-To-Person Service - The End User dialing 0- or 0+, asks the OS Operator for assistance in reaching a particular person or a particular PBX station, department or office to be reached through a PBX attendant. This service applies

even if the caller agrees, after the connection is established, to speak to any party other than the party previously specified.

3.4.2.1.6 Busy Line Verification - A service in which the End User dialing 0- asks the OS Operator to check the requested line for conversation in progress and advise the caller of the status.

3.4.2.1.7 Busy Line Interrupt - A service in which the End User dialing 0- asks the Operator to interrupt a conversation in progress, to determine if one of the parties is willing to speak to the caller requesting the interrupt.

3.5 DA Offerings:

3.5.1 DA Rate Structure:

3.5.1.1 **AT&T-22STATE** charges one rate for local DA, and a separate rate for all other DA products. In both cases DA charges are assessed on a flat rate per call, regardless of call duration. The Pricing Schedule contains the recurring and nonrecurring rates.

3.5.2 DA Call Processing:

3.5.2.1 Where technically feasible and available, **AT&T-22STATE** will provide the following DA Services when a CLEC End User served dials 411, 1-411, or 555-1212 regardless of whether CLEC also requests OS from **AT&T-22STATE**:

3.5.2.1.1 Local Directory Assistance - Consists of providing published name, address and telephone number to the dialing End User.

3.5.2.1.2 Directory Assistance Call Completion (DACC) - A service in which a local or an intraLATA call to the requested number is completed on behalf of the DA End User, utilizing an automated voice system or with operator assistance.

3.5.2.1.3 National Directory Assistance (NDA) - A service whereby callers may request DA outside their LATA or local calling area for any listed telephone number in the United States.

3.5.2.1.4 Reverse Directory Assistance (RDA) - An Information Service consisting of providing listed local and national name and address information associated with a telephone number provided by the individual originating the call.

3.5.2.1.5 Business Category Search (BCS) - Where available, a service in which the End User may request business telephone number listings for a specified category of business, when the name of the business is not known. Telephone numbers may be requested for local and national businesses.

3.6 OS/DA Non-recurring Charges for Loading Automated Call Greeting (i.e. Brand Announcement), Rates and Reference Information:

3.6.1 The incoming OS/DA call is automatically answered by a pre-recorded greeting loaded into the OS/DA switch itself, prior to being handled by automated equipment or a live operator. CLEC may custom brand or brand with silence.

3.6.1.1 CLEC will provide announcement phrase information, via Operator Services Translations Questionnaire (OSTQ), to **AT&T-22STATE** in conformity with the format, length, and other requirements specified for all CLECs on the AT&T CLEC OnLine website.

- 3.6.1.2 **AT&T-22STATE** will then perform all of the loading and testing of the announcement for each applicable OS/DA switch prior to live traffic. CLEC may also change its pre-recorded announcement at any time by providing a new announcement phrase in the same manner. CLEC will be responsible for paying subsequent loading and testing charges.
- 3.6.2 If CLEC does not wish to custom brand the OS/DA calls, CLEC End Users will hear silence upon connecting with the OS/DA switch by having **AT&T-22STATE** load a recording of silence into the automatic, pre-recorded announcement slot, set for the shortest possible duration allowed by the switch, to then be routed to automated or live operators as with all other OS/DA calls, for which brand loading charges will still apply.
- 3.6.2.1 CLEC understands that End Users may not perceive silent announcements as ordinary mechanical handling of OS/DA calls.
- 3.6.2.2 CLEC agrees that if it does not brand the call, CLEC shall indemnify and hold **AT&T-22STATE** harmless from any regulatory violation, consumer complaint, or other sanction for failing to identify the OS/DA provider to the dialing End User.
- 3.6.3 **AT&T-22STATE** will be responsible for loading the CLEC-provided recording or the silent announcement into all applicable OS and/or DA switches prior to live traffic, testing the announcement for sound quality at parity with that provided to **AT&T-22STATE** retail End Users. CLEC will be responsible for paying the initial recording or silent announcement loading charges, and thereafter, the per-call charge as well as any subsequent loading charges if a new recordings or silent announcements are provided as specified above.
- 3.6.4 Branding/Silent Announcement load charges are assessed per loaded recording, per OCN, per switch. For example, a CLEC Reseller may choose to brand under a different name than its facility-based operations, and therefore two separate recordings could be loaded into each switch, each incurring the Branding/Silent Announcement charge. These charges are mandatory, nonrecurring, and are found in the Pricing Schedule.
- 3.6.5 Where Reference Rater is available, the applicable CLEC-charged retail OS/DA rates and a CLEC-provided contact number (e.g., reference to a CLEC business office or repair call center) are loaded into the system utilized by the OS/DA Operator.
- 3.6.6 Where Reference Rater is available, **AT&T-22STATE** will be responsible for loading the CLEC-provided OS/DA retail rates and the CLEC-provided contact number(s) into the OS/DA switches. CLEC will be responsible for paying the initial reference and rate loading charges.
- 3.6.7 Rate/Reference load charges are assessed per loaded set of rates/references, where Reference Rater is available, per OCN, per state. For example, a CLEC reseller may choose to rate differently than its facility-based CLEC operations, or may change its rates/references during the life of the contract, and therefore separate sets of rates/references could be loaded for each OCN, per state, with each loading incurring the Rate/Reference charge. These charges are mandatory, nonrecurring and are found in the Pricing Schedule.
- 3.6.8 Converting End Users from Prior Branded Service to CLEC or Silent-Branded Service, or between Resale and facilities-based service:
- 3.6.8.1 To the extent that CLEC has already established the Branding/Silent Announcement recording in **AT&T-22STATE** OS/DA switches for both Resale and facilities-based service, then no Non-Recurring Charges apply to the conversion of End Users from prior Resale OS/DA wholesale service to facilities-based OS/DA wholesale service, or vice versa.
- 3.6.8.2 To the extent that CLEC has not established the Branding/Silent Announcement recording in **AT&T-22STATE** OS/DA switches for Resale and/or facilities-based service, then Non-Recurring

Charges apply to set up the OS/DA call for the new type of service, as is described in Section 3.6 above, and at the rates set forth in the Pricing Schedule.

4.0 Inward Assistance Operator Services (INW)

4.1 Responsibilities of the Parties:

- 4.1.1 To the extent that CLEC elects to interconnect with **AT&T-22STATE**'s operator assistance switches, the CLEC's responsibilities are described below.
- 4.1.2 CLEC shall be financially responsible for the transport facilities to the **AT&T-22STATE**'s switch(es). CLEC may self-provision these INW facilities, lease them from Third Parties, or lease them from **AT&T-22STATE**'s intrastate Special Access Tariff.
- 4.1.3 The CLEC will initiate an ASR for a one-way trunk group from its designated operator assistance switch to the **AT&T-22STATE** Operator assistance switch utilizing MF signaling.

4.2 CLEC will request in writing, thirty calendar (30) days in advance of the date when the INW are to be provided, unless otherwise agreed to by **AT&T-22STATE. CLEC or its designated OS providers shall submit an ASR to **AT&T-22STATE** to establish any new interconnection trunking arrangements.**

- 4.2.1 CLEC must provide one (1) Carrier Identification Code (CIC) for its CLEC or Incumbent Exchange Carrier business operation and an additional CIC for its IXC business operation if the CLEC wishes to receive separate billing data for its CLEC and IXC operations.

4.3 Specifics of INW Offering and Pricing:

- 4.3.1 Toll Center Codes will be used by the CLEC operators for routing and connecting to the **AT&T-22STATE** Operator assistance switches. These codes are specific to the various **AT&T-22STATE** LATAs where **AT&T-22STATE** Operator assistance switches are located.
- 4.3.2 **AT&T-22STATE** OS will require a Toll Center Code for the CLEC OS assistance switch. This code will be the routing code used for connecting the **AT&T-22STATE** operator to the CLEC operator on an Inward basis.
- 4.3.3 If the CLEC requires establishment of a new Toll Center Code, CLEC shall do so by referencing the LERG.
- 4.3.4 **AT&T-22STATE** pricing for INW shall be based on the rates specified in the Pricing Schedule.

4.4 If the CLEC terminates INW or OS/DA service prior to the expiration of the term of this Agreement, CLEC shall pay **AT&T-22STATE, within thirty (30) calendar days of the issuance of any bills by **AT&T-22STATE**, all amounts due for actual services provided under this Attachment, plus estimated monthly charges for the remainder of the term. Estimated charges will be based on an average of the actual monthly amounts billed by **AT&T-22STATE** pursuant to this Attachment prior to its termination.**

4.5 The rates applicable for determining the amount(s) under the terms outlined in this Section are those specified in the Pricing Schedule.

5.0 Directory Assistance Listings (DAL)

5.1 Responsibilities of the Parties:

- 5.1.1 Where technically feasible and/or available, **AT&T-22STATE** will provide DAL information referred to as Directory Assistance Listing (DAL) in **AT&T SOUTHWEST REGION 5-STATE**, Directory Assistance Listing Information Service (DALIS) in **AT&T CALIFORNIA**, Dialing Parity Directory Listings (DPDL) in **AT&T MIDWEST REGION 5-STATE**, Dialing Parity List License (DPLL) in **AT&T CONNECTICUT**, Directory

Assistance List License (DALL) in AT&T NEVADA and Directory Assistance Database Services (DADS) in AT&T SOUTHEAST REGION 9-STATE (hereinafter collectively referred to as DAL).

- 5.1.2 AT&T-22STATE owns and maintains the database containing DAL information (name, address and published telephone number, or an indication of "non-published status") of telephone service subscribers.
- 5.1.3 AT&T-22STATE uses the DAL information in its database to provide directory assistance (DA) service to End Users who call AT&T-22STATE's DA to obtain such information.
- 5.1.4 Inasmuch as AT&T-22STATE provides DA service under contract for ILECs and CLECs, AT&T-22STATE's database also contains DAL information of other ILEC and CLEC telephone service subscribers.
- 5.1.5 CLEC, or its agent, who choose to provide DA service to CLEC's End Users located in the CLEC's service area may load its database with DAL contained in AT&T-22STATE's DA database.
- 5.1.6 AT&T-22STATE agrees to license requested DAL information contained in its database, under the following terms and conditions:
 - 5.1.6.1 AT&T-22STATE shall provide DAL information in a mutually acceptable format.
 - 5.1.6.2 AT&T-22STATE shall provide DAL information to CLEC via a mutually acceptable mode of transmission. Once the mode of transmission has been determined, AT&T-22STATE will provide to CLEC the initial load of DAL information in a mutually agreed upon timeframe.

5.2 Product Specific Service Delivery Provisions:

5.2.1 Use of DAL Information:

- 5.2.1.1 CLEC may use the DAL information licensed and provided pursuant to this Attachment in compliance with all applicable laws, regulations, and rules including any subsequent decision by the FCC or a court regarding the use of DAL.
- 5.2.1.2 In the event a telephone service subscriber has a "non-published" listing, a "non-published" classification will be identified in lieu of the telephone number information and will be considered part of the Listing Information. The last name, first name, street number, street name, community, and zip code will be provided as part of the Listing Information when available. The information provided for non-published telephone service subscribers can only be used for two (2) purposes. First, the non-published status may be added to the listing in CLEC's database for the sole purpose of adding/correcting the non-published status of the listings in the database. Second, addresses for non-published telephone service subscribers may be used for verification of the non-published status of the listing. If a caller provides the address for a requested listing, CLEC may verify the non-published status of the requested listing by matching the caller-provided address with the address in CLEC's database. CLEC however, may not provide the address information of a requested listing of a non-published telephone service subscriber to a caller under any circumstances, including when verifying the address. CLEC can notify the End User that the requested listing is non-published.

5.3 Other:

5.3.1 Pricing:

- 5.3.1.1 The prices at which AT&T-22STATE agrees to provide CLEC with DAL are provided for in the Pricing Schedule.

5.3.2 Breach of Contract:

- 5.3.2.1 In the event a Party is found to have materially breached the DAL provision of this Attachment, such breach shall be remedied immediately and the non-breaching Party shall have the right to terminate the breaching party's DAL license, without terminating its own rights hereunder, upon fourteen (14) calendar days Notice, until the other Party's breach is remedied. Further should CLEC breach the DAL provisions of this Attachment, it shall immediately cease use of **AT&T-22STATE's** DAL information.
- 5.3.3 Term of DAL Service:
- 5.3.3.1 After twelve consecutive (12) months of service, either Party may terminate the DAL services provided under this Attachment, without termination liability, upon one hundred-twenty (120) calendar days written Notice to the other Party.
- 5.3.3.2 If the CLEC terminates this service prior to the first twelve (12) consecutive months of the contract term, CLEC shall pay **AT&T-22STATE**, within thirty (30) calendar days of the issuance of any bills by **AT&T-22STATE**, all amounts due for actual services provided under this Attachment, plus the monthly or estimated charges for the remainder of the first twelve (12) months of the contract term, plus costs incurred by **AT&T-22STATE** for that associated with the provision of the DAL database.
- 5.3.4 Ordering:
- 5.3.4.1 To order DAL service, CLEC shall use a DAL Order Application form as provided by **AT&T-22STATE**.

6.0 **White Pages**

6.1 General Provisions:

- 6.1.1 **AT&T-22STATE** will make available to CLEC, for CLEC End Users, non discriminatory access to White Pages directory listings, as described herein.
- 6.1.2 **AT&T-22STATE** publishes alphabetical White Pages directories in multiple formats, including printed directories, CD-ROM and other electronic formats for its ILEC Territory, as defined in the General Terms and Conditions of this Agreement. CLEC provides local exchange telephone service in the same area(s) and CLEC wishes to include listing information for its End Users located in **AT&T-22STATE's** ILEC Territory in the appropriate **AT&T-22STATE** White Pages directories.

6.2 Responsibilities of the Parties:

- 6.2.1 Subject to **AT&T-22STATE's** practices, as well as the rules and regulations applicable to the provision of White Pages directories, **AT&T-22STATE** will include in appropriate White Pages directories the primary alphabetical listings of CLEC End Users located within the ILEC Territory. The rules, regulations and **AT&T-22STATE** practices are subject to change from time to time. When CLEC provides its subscriber listing information to **AT&T-22STATE** listings database, CLEC will receive for its End User, one primary listing in **AT&T-22STATE** White Pages directory and a listing in **AT&T-22STATE's** DA database at no charge, other than applicable service order charges as set forth in the Pricing Schedule.
- 6.2.1.1 Except in the case of a Local Service Request (LSR) submitted solely to port a number from **AT&T SOUTHEAST REGION 9-STATE**, if such listing is requested on the initial LSR associated with the request for services, a single manual service order charge or electronic service order charge, as appropriate, will apply to both the request for service and the request for the directory listing. Where a subsequent LSR is placed solely to request a directory listing, or is placed to port a number and request a directory listing, separate service order charges as set forth in

AT&T-22STATE's tariffs shall apply, as well as the manual service order charge or the electronic service order charge, as appropriate.

6.2.1.2 Listing Information Confidentiality:

6.2.1.2.1 AT&T-22STATE will afford CLEC's directory listing information the same level of confidentiality that AT&T-22STATE affords its own directory listing information.

6.2.1.3 Unlisted/Non-Published End Users:

6.2.1.3.1 CLEC will provide to AT&T-22STATE the names, addresses and telephone numbers of all CLEC End Users who wish to be omitted from directories. Non-listed/Non-Published listings will be subject to the rates as set forth in the Pricing Schedule.

6.2.1.4 Additional, Designer and other Listings:

6.2.1.4.1 Where a CLEC End User requires foreign, enhanced, designer or other listings in addition to the primary listing to appear in the White Pages directory, AT&T-22STATE will offer such listings at rates as set forth in the Pricing Schedule.

6.2.2 CLEC shall furnish to AT&T-22STATE subscriber listing information pertaining to CLEC End Users located within the ILEC Territory, along with such additional information as AT&T-22STATE may require to prepare and print the alphabetical listings of said directory. CLEC shall refer to the AT&T CLEC OnLine website for methods, procedures and ordering information.

6.2.3 CLEC will provide accurate subscriber listing information of its subscribers to AT&T-22STATE via a mechanical or manual feed of the directory listing information to AT&T-22STATE's Directory Listing database. CLEC agrees to submit all listing information via a mechanized process within six (6) months of the Effective Date of this Agreement, or upon CLEC reaching a volume of two hundred (200) listing updates per day, whichever comes first. CLEC's subscriber listings will be interfiled (interspersed) in the directory among AT&T-22STATE's subscriber listing information. CLEC will submit listing information within one (1) Business Day of installation, disconnection or other change in service (including change of non-listed or non-published status) affecting the DA database or the directory listing of a CLEC End User. CLEC must submit all listing information intended for publication by the directory close (a/k/a last listing activity) date.

6.2.4 Through the normal course of business, End Users may notify AT&T-22STATE, or its publishing Affiliate, of inaccurate or incomplete listing information. In such instance AT&T-22STATE, or its publishing Affiliate, shall take appropriate action, as directed by the End User, to update the listing. AT&T-22STATE, or its publishing Affiliate, shall also inform CLEC of the deficiency and direct CLEC to send a listing update with the information necessary to make the End User Listing accurate and complete. CLEC shall respond within five (5) Business Days to such direction from AT&T-22STATE, or its publishing Affiliate.

6.2.5 Distribution of Directories:

6.2.5.1 Each CLEC subscriber will receive one copy per primary End User listing, as provided by CLEC, of AT&T-22STATE White Pages directory in the same manner, format and at the same time that they are delivered to AT&T-22STATE's subscribers during the annual delivery of newly published directories.

6.2.5.1.1 AT&T CONNECTICUT White Page directories will be provided in accordance to state and/or local regulations and orders governing White Page directory distribution.

- 6.2.5.2 AT&T-22STATE has no obligation to provide any additional White Page directories above the directories provided to CLEC End Users as specified in Section 6.2.5.1 above.
- 6.2.5.3 CLEC may arrange for additional directory distribution and other services with AT&T-22STATE's directory publishing Affiliate pursuant to terms and conditions agreed to by the publishing Affiliate and CLEC.
- 6.2.6 AT&T-22STATE shall direct its directory publishing Affiliate to offer CLEC the opportunity to include in the "Information Pages", or comparable section of its White Pages directories (covering the territory where CLEC is certified to provide local service), information provided by CLEC for CLEC installation, repair, customer service and billing information. AT&T-22STATE's directory publishing Affiliate will include such CLEC information in the "Information Pages" pursuant to terms and conditions agreed to by the publishing Affiliate and CLEC.
- 6.2.7 Use of Subscriber Listing Information:
- 6.2.7.1 AT&T-22STATE agrees to serve as the single point of contact for all independent and Third Party directory publishers who seek to include CLEC's subscriber (i.e., End User) listing information in an area directory, and to handle the CLEC's subscriber listing information in the same manner as AT&T-22STATE's subscriber listing information. In exchange for AT&T-22STATE serving as the single point of contact and handling all subscriber listing information equally, CLEC authorizes AT&T-22STATE to include and use the CLEC subscriber listing information provided to AT&T-22STATE pursuant to this Attachment in AT&T-22STATE's White Pages directory, AT&T-22STATE's DA databases, and to provide CLEC subscriber listing information to directory publishers. Included in this authorization is release of CLEC listings to requesting competing carriers as required by Section 271(c)(2)(B)(vii)(II) and Section 251(b)(3) and any applicable state regulations and orders. Also included in this authorization is AT&T-22STATE's use of CLEC's subscriber listing information in AT&T-22STATE's DA, DA related products and services, and directory publishing products and services.
- 6.2.7.2 AT&T-22STATE further agrees not to charge CLEC for serving as the single point of contact with independent and Third Party directory publishers, no matter what number or type of requests are fielded. In exchange for the handling of CLEC's subscriber list information to directory publishers, CLEC agrees that it will receive no compensation for AT&T-22STATE's receipt of the subscriber list information or for the subsequent release of this information to directory publishers. Such CLEC subscriber list information shall be intermingled with AT&T-22STATE's subscriber list information and the subscriber list information of other companies that have authorized a similar release of their subscriber list information by AT&T-22STATE.
- 6.2.8 CLEC further agrees to pay all costs incurred by AT&T-22STATE and/or its Affiliates as a result of CLEC not complying with the terms of this Attachment.
- 6.2.9 This Attachment shall not establish, be interpreted as establishing, or be used by either Party to establish or to represent their relationship as any form of agency, partnership or joint venture.
- 6.2.10 Breach of Contract:
- 6.2.10.1 If either Party is found to have materially breached the White Pages directory terms of this Attachment, the non-breaching Party may terminate the White Pages directory terms of this Attachment by providing written Notice to the breaching Party, whereupon this Attachment shall be null and void with respect to any issue of AT&T-22STATE's White Pages directory published sixty (60) or more calendar days after the date of receipt of such written Notice. CLEC further agrees to pay all costs incurred by AT&T-22STATE and/or its Affiliates as a result of such CLEC breach.

ATTACHMENT 07 - OPERATIONS SUPPORT SYSTEMS



Table of Contents

1.0	INTRODUCTION	3
2.0	DEFINITIONS.....	3
3.0	GENERAL PROVISIONS	3
4.0	PRE-ORDERING.....	5
5.0	ORDERING.....	6
6.0	PROVISIONING.....	7
7.0	MAINTENANCE/REPAIR	8
8.0	BILLING.....	9
9.0	DATA CONNECTION SECURITY REQUIREMENTS	9
10.0	MISCELLANEOUS.....	13
11.0	SERVICE BUREAU PROVIDER ARRANGEMENTS FOR SHARED ACCESS TO OSS.....	13

1.0 **Introduction**

- 1.1 This Attachment sets forth terms and conditions for nondiscriminatory access to Operations Support Systems (OSS) “functions” to CLEC for pre-ordering, ordering, provisioning, maintenance/repair, and billing provided by **AT&T-22STATE**. CLEC represents and covenants that it will only use OSS furnished pursuant to this Agreement for activities related to 251(c)(3) UNEs (as provided in Attachment 13 - 251(c)(3) UNEs, resold services, or other services covered by this Interconnection Agreement ICA Service(s)).
- 1.2 Should **AT&T-22STATE** no longer be obligated to provide a 251(c)(3) UNE or other ICA Service under the terms of this Agreement, **AT&T-22STATE** shall no longer be obligated to offer access and use of OSS for that ICA Service.

2.0 **Definitions**

- 2.1 “Service Bureau Provider (SBP)” means a company which has been engaged by a CLEC to act on its behalf for purposes of accessing **AT&T-22STATE** OSS application-to-application interfaces via a dedicated connection over which multiple CLEC’s local service transactions are transported.

3.0 **General Provisions**

- 3.1 **AT&T-22STATE**’s OSS are comprised of systems and processes that are in some cases region-specific (hereinafter referred to as “Regional OSS”). Regional OSS is available only in the regions where such systems and processes are currently operational.
- 3.2 **AT&T-22STATE** will provide electronic access to OSS via web-based GUIs and application-to-application interfaces. These GUIs and interfaces will allow CLEC to perform pre-order, order, provisioning, maintenance and repair functions. **AT&T-22STATE** will follow industry guidelines and the Change Management Process (CMP) in the development of these interfaces.
- 3.3 **AT&T-22STATE** will provide all relevant documentation (manuals, user guides, specifications, etc.) regarding business rules and other formatting information, as well as practices and procedures, necessary to handle OSS related requests. All relevant documentation will be readily accessible at AT&T’s CLEC Online website. Documentation may be amended by **AT&T-22STATE** in its sole discretion from time to time. All Parties agree to abide by the procedures contained in the then-current documentation.
- 3.4 **AT&T-22STATE**’s OSS are designed to accommodate requests for both current and projected demands of CLEC and other CLECs in the aggregate.
- 3.5 CLEC shall advise **AT&T-22STATE** no less than seven (7) Business Days in advance of any anticipated ordering volumes above CLEC’s normal average daily volumes.
- 3.6 It is the sole responsibility of CLEC to obtain the technical capability to access and utilize **AT&T-22STATE**’s OSS interfaces. All hardware and software requirements for the applicable **AT&T-22STATE** Regional OSS are specified on AT&T’s CLEC Online website.
- 3.7 CLEC must access the **AT&T-22STATE** OSS interfaces as indicated in the connectivity specifications and methods set forth on AT&T’s CLEC Online website.
- 3.8 Prior to initial use of **AT&T-22STATE**’s Regional OSS, CLEC shall attend and participate in implementation meetings to discuss CLEC access plans in detail and schedule testing.
- 3.9 The technical support function of electronic OSS interfaces can be accessed via the AT&T CLEC Online website. CLEC will also provide a single point of contact for technical issues related to CLEC’s use of **AT&T-22STATE**’s electronic interfaces.

- 3.10 CLEC agrees that there may be Resale service and 251(c)(3) UNEs available on a regional basis and that such regional offering may only be ordered where they are made available in accordance with Resale or 251(c)(3)UNE Attachments. Moreover, CLEC shall not be permitted to order ICA Services unless CLEC has a right, under this Agreement, to order such service.
- 3.11 AT&T-22STATE shall provide nondiscriminatory access to OSS processes. When OSS processes are not available electronically, AT&T-22STATE shall make manual processes available.
- 3.12 The Parties agree that a collaborative CMP will be used to manage changes to existing interfaces, introduction of new interfaces and retirement of interfaces. The CMP will cover changes to AT&T-22STATE's electronic interfaces, AT&T-22STATE's CLEC testing environment, associated manual process improvements, and relevant documentation. The process will define a procedure for resolution of CMP disputes.
- 3.13 Due to enhancements and on-going development of access to AT&T-22STATE CLEC OSS functions, certain interfaces may be modified, may be temporarily unavailable, or may be phased out after execution of this Agreement. AT&T-22STATE shall provide proper notice of interface phase-out in accordance with CMP.
- 3.14 The Parties agree to provide one another with toll-free contact numbers for the purpose of addressing ordering, provisioning and maintenance of services issues. Contact numbers for maintenance/repair of services shall be staffed twenty-four (24) hours per day, seven (7) days per week.
- 3.15 Proper Use of OSS Interfaces
- 3.15.1 CLEC shall use AT&T-22STATE electronic interfaces, as described herein, exclusively for the purposes specifically provided herein. In addition, CLEC agrees that such use will comply with AT&T-22STATE's Data Connection Security Requirements as identified in Section 9.0 below of this Attachment. Failure to comply with the requirements of this Attachment, including such security guidelines, may result in forfeiture of electronic access to OSS functionality. In addition, CLEC shall be responsible for and indemnifies AT&T-22STATE against any cost, expense or liability relating to any unauthorized entry or access into, or use or manipulation of AT&T-22STATE's OSS from CLEC systems, workstations or terminals or by CLEC employees, agents, or any Third Party gaining access through information and/or facilities obtained from or utilized by CLEC and shall pay AT&T-22STATE for any and all damages caused by such unauthorized entry.
- 3.15.2 CLEC's access to pre-order functions will only be used to view Customer Proprietary Network Information (CPNI) of another carrier's End User where CLEC has obtained an authorization from the End User for release of CPNI.
- 3.15.2.1 CLEC must maintain records of individual End Users' authorizations for change in local Exchange Service and release of CPNI which adhere to all requirements of state and federal law, as applicable.
- 3.15.2.2 CLEC is solely responsible for determining whether proper authorization has been obtained and holds AT&T-22STATE harmless from any loss on account of CLEC's failure to obtain proper CPNI consent from an End User. The Parties agree not to view, copy, or otherwise obtain access to the customer record information about any other carriers' End Users without proper permission. CLEC will obtain access to End User customer record information only in strict compliance with applicable laws, rules, or regulations of the state in which the service is provided.
- 3.15.3 AT&T-22STATE shall be free to connect an End User to any CLEC based upon that CLEC's request and that CLEC's assurance that proper End User authorization has been obtained. CLEC shall make any such authorization it has obtained available to AT&T-22STATE upon request and at no charge.

- 3.15.4 By using electronic interfaces to access OSS functions, CLEC agrees to perform accurate and correct ordering of ICA Services. CLEC is also responsible for all actions of its employees using any of AT&T-22STATE's OSS. As such, CLEC agrees to accept and pay all reasonable costs or expenses, including labor costs, incurred by AT&T-22STATE caused by any and all inaccurate ordering or usage of the OSS, if such costs are not already recovered through other charges assessed by AT&T-22STATE to CLEC. In addition, CLEC agrees to indemnify and hold AT&T-22STATE harmless against any claim made by an End User of CLEC or Third Parties against AT&T-22STATE caused by or related to CLEC's use of any AT&T-22STATE OSS.
- 3.15.5 In the event AT&T-22STATE has good cause to believe that CLEC has used AT&T-22STATE OSS in a way that conflicts with this Agreement or Applicable Law, AT&T-22STATE shall give CLEC written Notice describing the alleged misuse ("Notice of Misuse"). CLEC shall immediately refrain from the alleged misuse until such time that CLEC responds in writing to the Notice of Misuse, which CLEC shall provide to AT&T-22STATE within twenty (20) calendar days after receipt of the Notice of Misuse. In the event CLEC agrees with the allegation of misuse, CLEC shall refrain from the alleged misuse during the term of this Agreement.
- 3.15.6 In the event CLEC does not respond to the Notice of Misuse or does not agree that the CLEC's use of AT&T-22STATE OSS is inconsistent with this Agreement or Applicable Law, then the Parties agree to the following steps:
- 3.15.6.1 If such misuse involves improper access of pre-order applications or involves a violation of the security guidelines contained herein, or negatively affects another OSS user's ability to use OSS, CLEC shall continue to refrain from using the particular OSS functionality in the manner alleged by AT&T-22STATE to be improper, until CLEC has implemented a mutually agreeable remedy to the alleged misuse.
- 3.15.6.2 To remedy the misuse for the balance of the Agreement, the Parties will work together as necessary to mutually determine a permanent resolution for the balance of the term of the Agreement.
- 3.16 In order to determine whether CLEC has engaged in the alleged misuse described in the Notice of Misuse, AT&T-22STATE shall have the right to conduct an audit of CLEC's use of the AT&T-22STATE OSS. Such audit shall be limited to auditing those aspects of CLEC's use of the AT&T-22STATE OSS that relate to the allegation of misuse as set forth in the Notice of Misuse. AT&T-22STATE shall give ten (10) calendar days advance written Notice of its intent to audit CLEC ("Audit Notice") under this Section, and shall identify the type of information needed for the audit. Such Audit Notice may not precede the Notice of Misuse. Within a reasonable time following the Audit Notice, but no less than fourteen (14) calendar days after the date of the Audit Notice (unless otherwise agreed by the Parties), CLEC shall provide AT&T-22STATE with access to the requested information in any reasonably requested format, at an appropriate CLEC location, unless otherwise agreed to by the Parties. The audit shall be at AT&T-22STATE's expense. All information obtained through such an audit shall be deemed proprietary and/or confidential and subject to confidential treatment without necessity for marking such information confidential. AT&T-22STATE agrees that it shall only use employees or outside parties to conduct the audit who do not have marketing, strategic analysis, competitive assessment or similar responsibilities within AT&T-22STATE. If CLEC fails to cooperate in the audit, AT&T-22STATE reserves the right to terminate CLEC's access to electronic processes.

4.0 Pre-Ordering

- 4.1 AT&T-22STATE Regional OSS are available in order that CLEC can perform the pre-ordering functions for ICA Services, including but not limited to:
- 4.1.1 Service address validation
- 4.1.2 Telephone number selection

4.1.3 Service and feature availability

4.1.4 Due date information

4.1.5 Customer service information

4.1.6 Loop makeup information

4.2 Complete Regional OSS pre-order functions may be found on AT&T's CLEC Online website.

4.3 CLEC shall provide AT&T-22STATE with access to End User record information, including circuit numbers associated with each telephone number where applicable. CLEC shall provide such information within four (4) hours after requested via electronic access where available. If electronic access is not available, CLEC shall provide to AT&T-22STATE paper copies of End User record information, including circuit numbers associated with each telephone number where applicable. CLEC shall provide such End User service records within twenty-four (24) hours of a valid request, exclusive of Saturdays, Sundays and holidays.

4.4 Data validation files provided are described on the AT&T CLEC Online website. These files provide an alternate method of acquiring pre-ordering information that is considered relatively static and are available via the pre-order GUI, AT&T's CLEC Online website, or other distribution methods.

5.0 Ordering

5.1 AT&T-22STATE will provide ordering functionality. To order any ICA Services CLEC will format a Local Service Request (LSR) to identify the features, services or elements CLEC is requesting AT&T-22STATE to provision in accordance with applicable AT&T-22STATE ordering requirements and other terms and conditions of this Agreement. Ordering requirements are located on AT&T's CLEC Online website.

5.2 In ordering and provisioning, Unbundled Dedicated Transport (UDT) and local Interconnection trunks, CLEC and AT&T-22STATE will use industry Access Service Request (ASR) guidelines, based upon AT&T-22STATE ordering requirements. AT&T-22STATE's ASR guidelines are located on AT&T's CLEC Online website.

5.3 AT&T-22STATE product/service intervals are located on AT&T's CLEC Online website.

5.4 AT&T-22STATE shall return a Firm Order Confirmation (FOC) in accordance with the applicable performance intervals. CLEC shall provide to AT&T-22STATE an FOC per the guidelines located on AT&T's CLEC Online website.

5.5 When an AT&T-22STATE provided ICA Service is replaced by CLEC's facility-based service using any AT&T-22STATE provided ICA Services, CLEC shall issue appropriate service requests, to both disconnect the existing service and order ICA Services. These requests will be processed by AT&T-22STATE, and CLEC will be charged the applicable service order charge(s), in addition to the recurring and nonrecurring charges for each individual ICA Service and cross-connect ordered. Similarly, when an End User is served by one CLEC using AT&T-22STATE provided ICA Services is converted to another CLEC's service using any AT&T-22STATE provided ICA Services, the requesting CLEC shall issue appropriate service requests to both disconnect the existing service and connect new service to the requesting CLEC End User. These requests will be processed by AT&T-22STATE and the CLEC will be charged the applicable service order charge(s), in addition to the recurring and nonrecurring charges for each individual ICA Service and cross-connect ordered.

5.6 AT&T-22STATE shall bill to CLEC an LSR charge and/or appropriate service order charges based on the manner in which the order is submitted (e.g. manually, semi-mechanized, mechanized) at the rate set forth in the applicable Pricing Schedule, and/or applicable tariffs, price list or service guides to this Agreement for each LSR submitted. An individual LSR will be identified for billing purposes by its Purchase Order Number (PON).

- 5.7 The Commissions, in some states, have ordered per element manual additive nonrecurring charges for ICA Services ordered by means other than one of the interactive interfaces ("Additional Charges"). Additional Charges shall charges will apply in these states as set forth in the applicable Pricing Schedule, and/or applicable tariffs, price list or service guides.

6.0 Provisioning

- 6.1 AT&T-22STATE will provide to CLEC nondiscriminatory provisioning of ICA Services. Access to order status and provisioning order status is available via the regional pre-ordering and ordering GUIs, AT&T's CLEC Online website, and application-to-application interfaces.

- 6.2 AT&T-22STATE shall provision services during its regular working hours. To the extent CLEC requests provisioning of service to be performed outside AT&T-22STATE's regular working hours, or the work so requested requires AT&T-22STATE's technicians or project managers to work outside of regular working hours, AT&T-22STATE will assess overtime charges set forth in the Pricing Schedule/AT&T-22STATE's intrastate Access Services Tariff.

- 6.3 In the event AT&T-22STATE must dispatch to the End User's location more than once for provisioning of ICA Services due to incorrect or incomplete information provided by CLEC (e.g., incomplete address, incorrect contact name/number, etc.), AT&T-22STATE will bill CLEC for each additional dispatch required to provision the circuit due to the incorrect/incomplete information provided. AT&T-22STATE will assess the Maintenance of Service Charge/Trouble Determination Charge/Trouble Location Charge/Time and Material Charges/Additional Labor Charges from the applicable Pricing Schedule, and/or applicable tariffs, price list or service guides.

6.4 Cancellation Charges:

- 6.4.1 If CLEC cancels an order for ICA Services subsequent to AT&T-22STATE's generation of a service order, any costs incurred by AT&T-22STATE in conjunction with provisioning of services as requested on the cancelled LSR will be recovered in accordance with the cancellation methodology set forth in the Cancellation Charge Percentage Chart found on AT&T's CLEC Online website. In addition, AT&T-22STATE reserves the right to assess cancellation charges if CLEC fails to respond within nine (9) Business Days to a Missed Appointment order notification.

- 6.4.1.1 Notwithstanding the foregoing, if CLEC places an LSR based upon AT&T-22STATE's loop makeup information, and such information is inaccurate resulting in the inability of AT&T-22STATE to provision the ICA Services requested and another spare compatible facility cannot be found with the transmission characteristics of the ICA Services originally requested, cancellation charges shall not apply. Where CLEC places a single LSR for multiple ICA Services based upon loop makeup information, and information as to some, but not all, of the ICA Services is inaccurate, if AT&T-22STATE cannot provision the ICA Services that were the subject of the inaccurate loop makeup information, CLEC may cancel its request for those ICA Services without incurring cancellation charges. In such instance, should CLEC elect to cancel the entire LSR, cancellation charges as shall apply to those ICA Services that were not the subject of inaccurate loop makeup.

6.5 Expedite Charges:

- 6.5.1 For Expedite requests by CLEC, charges from the Pricing Schedule or Connecticut Access Service Tariff will apply for intervals less than the standard interval as outlined on the AT&T CLEC Online website.

6.6 Order Modification Charges:

- 6.6.1 If CLEC modifies an order after being sent a FOC from AT&T-22STATE, the Order Modification Charge (OMC) or Order Modification Charge Additional Dispatch (OMCAD) will be accessed from the Pricing Schedule as applicable.

7.0 Maintenance/Repair

- 7.1 AT&T-22STATE will provide CLEC with access to electronic interfaces for the purpose of reporting and monitoring trouble.
- 7.2 The methods and procedures for trouble reporting outlined on the AT&T CLEC Online website shall be used.
- 7.3 AT&T-22STATE will maintain, repair and/or replace ICA Services in accordance with the FCC requirements and applicable tariffs.
- 7.4 CLEC shall make available at mutually agreeable times the 251(c)(3) UNEs provided pursuant to this Agreement in order to permit AT&T-22STATE to test and make adjustments appropriate for maintaining the 251(c)(3) UNEs in satisfactory operating condition. No credit will be allowed for any interruptions involved during such testing and adjustments.
- 7.5 Neither CLEC or its End Users shall rearrange, move, disconnect, remove or attempt to repair any facilities owned by AT&T-22STATE except with the prior written consent of AT&T-22STATE.
- 7.6 CLEC will be responsible for testing and isolating troubles on ICA Services. CLEC must test and isolate trouble to the AT&T-22STATE network before reporting the trouble to the Maintenance Center. Upon request from AT&T-22STATE at the time of the trouble report, CLEC will be required to provide the results of the CLEC test isolating the trouble to the AT&T-22STATE network.
- 7.7 For all ICA Services repair requests, CLEC shall adhere to AT&T-22STATE's prescreening guidelines prior to referring the trouble to AT&T-22STATE.
- 7.8 CLEC will contact the appropriate AT&T-22STATE repair centers in accordance with procedures established by AT&T-22STATE.
- 7.9 AT&T-22STATE reserves the right to contact CLEC's End Users, if deemed necessary, for provisioning or maintenance purposes.
- 7.10 Repair requests are billed in accordance with the provisions of this Agreement. If CLEC reports a trouble on a AT&T-22STATE ICA Service and no trouble is found in AT&T-22STATE's network, AT&T-22STATE will charge CLEC a Maintenance of Service Charge/Trouble Determination Charge/Trouble Location Charge/Time and Material Charges/Additional Labor Charges for any dispatching and testing (both inside and outside the Central Office) required by AT&T-22STATE in order to confirm the working status. AT&T-22STATE will assess these charges at the rates set forth in the Pricing Schedule and/or applicable tariffs.
- 7.11 In the event AT&T-22STATE must dispatch to an End User's location more than once for repair or maintenance of ICA Services due to incorrect or incomplete information provided by CLEC (e.g., incomplete address, incorrect contact name/number, etc.), AT&T-22STATE will bill CLEC for each additional dispatch required to repair the circuit due to the incorrect/incomplete information provided. AT&T-22STATE will assess the Maintenance of Service Charge/Trouble Determination Charge/Trouble Location Charge/Time and Material Charges/Additional Labor Charges at the rates set forth in the Pricing Schedule.
- 7.12 CLEC shall pay Time and Material charges when AT&T-22STATE dispatches personnel and the trouble is in equipment or communications systems provided an entity by other than AT&T-22STATE or in detariffed CPE provided by AT&T-22STATE, unless covered under a separate maintenance agreement.
- 7.13 CLEC shall pay Maintenance of Service charges when the trouble clearance did not otherwise require dispatch, but dispatch was requested for repair verification or cooperative testing, and the circuit did not exceed maintenance limits.

- 7.14 If CLEC issues a trouble report allowing AT&T-22STATE access to End User's premises and AT&T-22STATE personnel are dispatched but denied access to the premises, then Time and Material charges will apply for the period of time that AT&T-22STATE personnel are dispatched. Subsequently, if AT&T-22STATE personnel are allowed access to the premises, these charges will still apply.
- 7.15 Time and Material charges apply on a first and additional basis for each half-hour or fraction thereof. If more than one technician is dispatched in conjunction with the same trouble report, the total time for all technicians dispatched will be aggregated prior to the distribution of time between the "First Half Hour or Fraction Thereof" and "Each Additional Half Hour or Fraction Thereof" rate categories. Basic Time is work-related efforts of AT&T-22STATE performed during normally scheduled working hours on a normally scheduled workday. Overtime is work-related efforts of AT&T-22STATE performed on a normally scheduled workday, but outside of normally scheduled working hours. Premium Time is work related efforts of AT&T-22STATE performed other than on a normally scheduled workday.
- 7.15.1 If CLEC requests or approves an AT&T-22STATE technician to perform services in excess of or not otherwise contemplated by the nonrecurring charges herein, CLEC will pay Time and Material charges for any additional work to perform such services, including requests for installation or other work outside of normally scheduled working hours.

8.0 Billing

- 8.1 AT&T-22STATE will provide to CLEC nondiscriminatory access to associated billing information as necessary to allow CLEC to perform billing functions.
- 8.1.1 The charges for bill data are dependent upon the manner in which such bill data is delivered to CLEC.
- 8.1.1.1 CLEC agrees to pay the applicable rates set forth in the Pricing Schedule.

9.0 Data Connection Security Requirements

- 9.1 CLEC agrees to comply with AT&T-22STATE data connection security procedures, including but not limited to procedures on joint security requirements, information security, user identification and authentication, network monitoring, and software integrity. These procedures are set forth on the AT&T CLEC Online website.
- 9.2 CLEC agrees that interconnection of CLEC data facilities with AT&T-22STATE data facilities for access to OSS will be in compliance with AT&T-22STATE's "Competitive Local Exchange Carrier (CLEC) Operations Support System Interconnection Procedures" document current at the time of initial connection to AT&T-22STATE and available on the AT&T CLEC Online website.
- 9.3 Joint Security Requirements:
- 9.3.1 Both Parties will maintain accurate and auditable records that monitor user authentication and machine integrity and confidentiality (e.g., password assignment and aging, chronological logs configured, system accounting data, etc.).
- 9.3.2 Both Parties shall maintain accurate and complete records detailing the individual data connections and systems to which they have granted the other Party access or interface privileges. These records will include, but are not limited to, user ID assignment, user request records, system configuration, time limits of user access or system interfaces. These records should be kept until the termination of this Agreement or the termination of the requested access by the identified individual. Either Party may initiate a compliance review of the connection records to verify that only the agreed to connections are in place and that the connection records are accurate.

- 9.3.3 CLEC shall immediately notify AT&T-22STATE when an employee user ID is no longer valid (e.g. employee termination or movement to another department).
- 9.3.4 The Parties shall use an industry standard virus detection software program at all times. The Parties shall immediately advise each other by telephone upon actual knowledge that a virus or other malicious code has been transmitted to the other Party.
- 9.3.5 All physical access to equipment and services required to transmit data will be in secured locations. Verification of authorization will be required for access to all such secured locations. A secured location is where walls and doors are constructed and arranged to serve as barriers and to provide uniform protection for all equipment used in the data connections which are made as a result of the user's access to either the CLEC's or AT&T-22STATE's network. At a minimum, this shall include access doors equipped with card reader control or an equivalent authentication procedure and/or device, and egress doors which generate a real-time alarm when opened and which are equipped with tamper resistant and panic hardware as required to meet building and safety standards.
- 9.3.6 The Parties shall maintain accurate and complete records on the card access system or lock and key administration to the rooms housing the equipment utilized to make the connection(s) to the other Party's network. These records will include management of card or key issue, activation or distribution and deactivation.
- 9.4 Additional Responsibilities of the Parties:
 - 9.4.1 Modem/DSU Maintenance And Use Policy:
 - 9.4.1.1 To the extent the access provided hereunder involves the support and maintenance of CLEC equipment on AT&T-22STATE's premises, such maintenance will be provided under the terms of the "Competitive Local Exchange Carrier (CLEC) Operations Support System Interconnection Procedures" document cited in Section 9.2 above.
 - 9.4.2 Monitoring:
 - 9.4.2.1 Each Party will monitor its own network relating to any user's access to the Party's networks, processing systems, and applications. This information may be collected, retained, and analyzed to identify potential security risks without notice. This information may include, but is not limited to, trace files, statistics, network addresses, and the actual data or screens accessed or transferred.
 - 9.4.3 Each Party shall notify the other Party's security organization immediately upon initial discovery of actual or suspected unauthorized access to, misuse of, or other "at risk" conditions regarding the identified data facilities or information. Each Party shall provide a specified point of contact. If either Party suspects unauthorized or inappropriate access, the Parties shall work together to isolate and resolve the problem.
 - 9.4.4 In the event that one (1) Party identifies inconsistencies or lapses in the other Party's adherence to the security provisions described herein, or a discrepancy is found, documented, and delivered to the non-complying Party, a corrective action plan to address the identified vulnerabilities must be provided by the non-complying Party within thirty (30) calendar days of the date of the identified inconsistency. The corrective action plan must identify what will be done, the Party accountable/responsible, and the proposed compliance date. The non-complying Party must provide periodic status reports (minimally monthly) to the other Party's security organization on the implementation of the corrective action plan in order to track the work to completion.

- 9.4.5 In the event there are technological constraints or situations where either Party's corporate security requirements cannot be met, the Parties will institute mutually agreed upon alternative security controls and safeguards to mitigate risks.
- 9.4.6 All network-related problems will be managed to resolution by the respective organizations, CLEC or AT&T-22STATE, as appropriate to the ownership of a failed component. As necessary, CLEC and AT&T-22STATE will work together to resolve problems where the responsibility of either Party is not easily identified.
- 9.5 Information Security Policies And Guidelines For Access To Computers, Networks and Information By Non-Employee Personnel:
 - 9.5.1 Information security policies and guidelines are designed to protect the integrity, confidentiality and availability of computer, networks and information resources. Section 9.6 below through Section 9.12 below inclusive summarizes the general policies and principles for individuals who are not employees of the Party that provides the computer, network or information, but have authorized access to that Party's systems, networks or information. Questions should be referred to CLEC or AT&T-22STATE, respectively, as the providers of the computer, network or information in question.
 - 9.5.2 It is each Party's responsibility to notify its employees, contractors and vendors who will have access to the other Party's network, on the proper security responsibilities identified within this Attachment. Adherence to these policies is a requirement for continued access to the other Party's systems, networks or information. Exceptions to the policies must be requested in writing and approved by the other Party's information security organization.
- 9.6 General Policies:
 - 9.6.1 Each Party's resources are for approved this Agreement's business purposes only.
 - 9.6.2 Each Party may exercise at any time its right to inspect, record, and/or remove all information contained in its systems, and take appropriate action should unauthorized or improper usage be discovered.
 - 9.6.3 Individuals will only be given access to resources that they are authorized to receive and which they need to perform their job duties. Users must not attempt to access resources for which they are not authorized.
 - 9.6.4 Authorized users shall not develop, copy or use any program or code which circumvents or bypasses system security or privilege mechanism or distorts accountability or audit mechanisms.
 - 9.6.5 Actual or suspected unauthorized access events must be reported immediately to each Party's security organization or to an alternate contact identified by that Party. Each Party shall provide its respective security contact information to the other.
- 9.7 User Identification:
 - 9.7.1 Access to each Party's corporate resources will be based on identifying and authenticating individual users in order to maintain clear and personal accountability for each user's actions.
 - 9.7.2 User identification shall be accomplished by the assignment of a unique, permanent user ID, and each user ID shall have an associated identification number for security purposes.
 - 9.7.3 User IDs will be revalidated on a monthly basis.
- 9.8 User Authentication:
 - 9.8.1 Users will usually be authenticated by use of a password. Strong authentication methods (e.g. one-time passwords, digital signatures, etc.) may be required in the future.

- 9.8.2 Passwords must not be stored in script files.
- 9.8.3 Passwords must be entered by the user.
- 9.8.4 Passwords must be at least six (6) to eight (8) characters in length, not blank or a repeat of the user ID; contain at least one (1) letter, and at least one (1) number or special character must be in a position other than the first or last position. This format will ensure that the password is hard to guess. Most systems are capable of being configured to automatically enforce these requirements. Where a system does not mechanically require this format, the users must manually follow the format.
- 9.8.5 Systems will require users to change their passwords regularly (usually every thirty-one (31) days).
- 9.8.6 Systems are to be configured to prevent users from reusing the same password for six (6) changes/months.
- 9.8.7 Personal passwords must not be shared. Any user who has shared his password is responsible for any use made of the password.
- 9.9 Access and Session Control:
 - 9.9.1 Destination restrictions will be enforced at remote access facilities used for access to OSS Interfaces. These connections must be approved by each Party's corporate security organization.
 - 9.9.2 Terminals or other input devices must not be left unattended while they may be used for system access. Upon completion of each work session, terminals or workstations must be properly logged off.
- 9.10 User Authorization:
 - 9.10.1 On the destination system, users are granted access to specific resources (e.g. databases, files, transactions, etc.). These permissions will usually be defined for an individual user (or user group) when a user ID is approved for access to the system.
- 9.11 Software and Data Integrity:
 - 9.11.1 Each Party shall use a comparable degree of care to protect the other Party's software and data from unauthorized access, additions, changes and deletions as it uses to protect its own similar software and data. This may be accomplished by physical security at the work location and by access control software on the workstation.
 - 9.11.2 All software or data shall be scanned for viruses before use on a Party's corporate facilities that can be accessed through the direct connection or dial up access to OSS interfaces.
 - 9.11.3 Unauthorized use of copyrighted software is prohibited on each Party's corporate systems that can be accessed through the direct connection or dial up access to OSS Interfaces.
 - 9.11.4 Proprietary software or information (whether electronic or paper) of a Party shall not be given by the other Party to unauthorized individuals. When it is no longer needed, each Party's proprietary software or information shall be returned by the other Party or disposed of securely. Paper copies shall be shredded. Electronic copies shall be overwritten or degaussed.
- 9.12 Monitoring and Audit:
 - 9.12.1 To deter unauthorized access events, a warning or no trespassing message will be displayed at the point of initial entry (i.e., network entry or applications with direct entry points). Each Party should have several approved versions of this message. Users should expect to see a warning message similar to this one:

"This is a(n) (AT&T or CLEC) system restricted to Company official business and subject to being monitored at any time. Anyone using this system expressly consents to such

monitoring and to any evidence of unauthorized access, use, or modification being used for criminal prosecution."

- 9.12.2 After successful authentication, each session will display the last logon date/time and the number of unsuccessful logon attempts. The user is responsible for reporting discrepancies.

10.0 Miscellaneous

- 10.1 To the extent **AT&T-22STATE** seeks to recover costs associated with OSS system access and connectivity, **AT&T-22STATE** shall not be foreclosed from seeking recovery of such costs via negotiation, arbitration, or generic proceeding during the term of this Agreement.
- 10.2 Unless otherwise specified herein, charges for the use of **AT&T-22STATE**'s OSS, and other charges applicable to pre-ordering, ordering, provisioning and maintenance and repair, shall be at the applicable rates set forth in the Pricing Schedule.
- 10.3 Single Point of Contact:
- 10.3.1 CLEC will be the single point of contact with **AT&T-22STATE** for ordering activity for ICA Services used by CLEC to provide services to its End Users, except that **AT&T-22STATE** may accept a request directly from another CLEC, or **AT&T-22STATE**, acting with authorization of the affected End User. Pursuant to a request from another carrier, **AT&T-22STATE** may disconnect any ICA Service being used by CLEC to provide service to that End User and may reuse such network elements or facilities to enable such other carrier to provide service to the End User. **AT&T-22STATE** will notify CLEC that such a request has been processed but will not be required to notify CLEC in advance of such processing.
- 10.4 Use of Facilities:
- 10.4.1 When an End User of CLEC elects to discontinue service and to transfer service to another LEC, including **AT&T-22STATE**, **AT&T-22STATE** shall have the right to reuse the facilities provided to CLEC, regardless of whether those facilities are provided as ICA Services, and regardless of whether the End User served with such facilities has paid all charges to CLEC or has been denied service for nonpayment or otherwise. **AT&T-22STATE** will notify CLEC that such a request has been processed after the disconnect order has been completed.
- 10.5 **AT&T-22STATE** will provide loss notifications to CLEC. This notification alerts CLEC that a change requested by another Telecommunications provider has/or may result in a change in the Local Service Provider associated with a given telephone number. It will be provided via the ordering GUI and application-to-application interfaces and AT&T's CLEC Online website, as applicable.

11.0 Service Bureau Provider Arrangements for Shared Access to OSS

- 11.1 Notwithstanding any language in this Agreement regarding access to OSS to the contrary, CLEC shall be permitted to access **AT&T-22STATE** OSS via a Service Bureau Provider as follows:
- 11.1.1 CLEC shall be permitted to access **AT&T-22STATE** application-to-application OSS interfaces, via a Service Bureau Provider where CLEC has entered into an agency relationship with such Service Bureau Provider, and the Service Bureau Provider has executed an Agreement with **AT&T-22STATE** to allow Service Bureau Provider to establish access to and use of **AT&T-22STATE**'s OSS.
- 11.1.2 CLEC's use of a Service Bureau Provider shall not relieve CLEC of the obligation to abide by all terms and conditions of this Agreement. CLEC must ensure that its agent properly performs all OSS obligations of CLEC under this Agreement, which CLEC delegates to Service Bureau Provider.

- 11.1.3 It shall be the obligation of CLEC to provide Notice in accordance with the Notice provisions of the General Terms and Conditions of this Agreement whenever it establishes an agency relationship with a Service Bureau Provider or terminates such a relationship. AT&T-22STATE shall have a reasonable transition time to establish a connection to a Service Bureau Provider once CLEC provides Notice. Additionally, AT&T-22STATE shall have a reasonable transition period to terminate any such connection after Notice from CLEC that it has terminated its agency relationship with a Service Bureau Provider.
- 11.2 AT&T-22STATE shall not be obligated to pay liquidated damages or assessments for noncompliance with a performance measurement to the extent that such noncompliance was the result of actions or events beyond AT&T-22STATE's control associated with Third Party systems or equipment including systems, equipment and services provided by a Service Bureau Provider (acting as CLEC's agent for connection to AT&T-22STATE's OSS) which could not be avoided by AT&T-22STATE through the exercise of reasonable diligence or delays or other problems resulting from actions of a Service Bureau Provider, including Service Bureau provided processes, services, systems or connectivity.



ATTACHMENT 08 - BONA FIDE REQUEST



Table of Contents

1.0	INTRODUCTION	3
2.0	DEFINITIONS.....	3
3.0	RESPONSIBILITIES OF THE PARTIES	3

1.0 Introduction

- 1.1 The Parties agree that CLEC is entitled to order any Section 251 or 251(c)(3) element required to be made available by FCC requirements pursuant to the Act. A Bona Fide Request (BFR) is to be used when CLEC makes a request of AT&T-22STATE to provide a new or modified Section 251 or 251(c)(3) element that is not currently offered by AT&T-22STATE but is required to be made available via the Act.

2.0 Definitions

- 2.1 “BFR” means a Bona Fide Request pursuant to the Act.
- 2.2 “Complex Request Evaluation Fee” means an Individual Case Basis (ICB) fee to compensate AT&T-22STATE for the extraordinary expenses directly related to the CLEC’s BFR which is a complex request that requires the allocation and engagement of additional resources above the existing allocated resources used on BFR cost development which include, but are not limited to, expenditure of funds to develop feasibility studies, specific resources that are required to determine request requirements (such as operation support system analysts, technical managers, software developers), software impact analysis by specific software developers; software architecture development, hardware impact analysis by specific system analysts, etc.
- 2.3 “Development Rate” means the estimated cost for AT&T-22STATE to develop the new or modified 251(c)(3) element and other network elements.

3.0 Responsibilities of the Parties

- 3.1 A BFR shall be submitted by CLEC on the BFR Application Form, located on the AT&T CLEC Online website, to the designated AT&T-22STATE Local Service Specialist and shall specifically identify the requested service date, technical requirements, and/or such other specifications that clearly define the request such that AT&T-22STATE has sufficient information to analyze and prepare a response. Such a request shall also include CLEC’s designation of the BFR as being pursuant to the Act.
- 3.1.1 CLEC shall include with its BFR Application Form a “BFR Deposit” to cover preliminary evaluation costs. See Pricing Schedule for the BFR Deposit amount.
- 3.1.2 If the BFR Deposit amount identified in the Pricing Schedule is not made at the time of the BFR Application, CLEC shall be responsible for all preliminary evaluation costs incurred by AT&T-22STATE to complete the preliminary analysis (regardless of whether such costs are greater or lesser than the BFR Deposit amount in the Pricing Schedule).
- 3.1.3 If CLEC submits a BFR Deposit with its BFR, and AT&T-22STATE is not able to process the request or determines that the request does not qualify for BFR treatment, then AT&T-22STATE will credit the BFR Deposit amount to the CLEC’s account. Similarly, if the costs incurred to complete the Preliminary Analysis are less than the BFR Deposit, the balance of the deposit will, at the option of CLEC, either be credited toward the CLEC’s account or credited toward any additional developmental costs authorized by CLEC.
- 3.2 Within two (2) Business Days of AT&T-22STATE’s receipt of a fully complete and valid BFR, AT&T-22STATE shall acknowledge, in writing, its receipt and identify a single point of contact responsible for responding to the BFR and shall request any additional information needed to process the BFR to the extent known at that time. Notwithstanding the foregoing, AT&T-22STATE may reasonably request additional information from CLEC at any time during the processing of the BFR.
- 3.3 For any new or modified Section 251 or 251(c)(3) element required to be unbundled by Act, if AT&T-22STATE determines that the preliminary analysis of the requested BFR is of such complexity that it will cause AT&T-22STATE to expend extraordinary resources to evaluate the BFR, AT&T-22STATE shall notify CLEC within ten (10)

Business Days of AT&T-22STATE's receipt of the BFR that a Complex Request Evaluation Fee will be required prior to the preliminary analysis of the BFR being performed by AT&T-22STATE. If CLEC accepts the Complex Request Evaluation Fee proposed by AT&T-22STATE, CLEC shall submit such fee within thirty (30) Business Days of AT&T-22STATE's notice that a Complex Request Evaluation Fee is required. AT&T-22STATE will not be obligated to further process the BFR until such Complex Request Evaluation Fee is received by AT&T-22STATE. Within thirty (30) Business Days of AT&T-22STATE's receipt of the Complex Request Evaluation Fee, AT&T-22STATE shall respond to CLEC by providing a preliminary analysis.

- 3.4 If AT&T-22STATE is not required to expend extraordinary resources to evaluate the BFR as described in Section 3.3 above, then within thirty (30) Business Days of AT&T-22STATE's receipt of CLEC's fully complete and valid BFR, AT&T-22STATE shall respond to CLEC by providing a preliminary analysis of the new or modified Section 251 or 251(c)(3) element. The preliminary analysis shall confirm either that AT&T-22STATE will or will not offer the new or modified Section 251 or 251(c)(3) element.
- 3.5 CLEC may cancel a BFR at any time up until thirty (30) Business Days after receiving AT&T-22STATE's preliminary analysis. If CLEC cancels the BFR within thirty (30) Business Days after receipt of AT&T-22STATE's preliminary analysis, AT&T-22STATE shall be entitled to retain the BFR Deposit or any Complex Request Evaluation Fee, minus those costs that have not been incurred by AT&T-22STATE as of the date of cancellation.
- 3.6 CLEC will have thirty (30) Business Days from receipt of the preliminary analysis to accept the preliminary analysis. CLEC must provide acceptance of the preliminary analysis in writing and provide the payment of the estimated Development Rate for the new or modified network element quoted in the preliminary analysis. If CLEC fails to respond within this thirty (30) Business Day period, the BFR will be deemed cancelled.
- 3.7 As soon as feasible, but not more than ninety (90) calendar days after AT&T-22STATE's receipt of CLEC's written acceptance of the preliminary analysis and payment of the estimated Development Rate, AT&T-22STATE shall provide to CLEC a firm price quote. The firm price quote will include any additional Development Rates, the nonrecurring rate and the recurring rate, and a detailed implementation plan. The firm nonrecurring rate will not include any of the Development Rate or the Complex Request Evaluation Fee, if required, in the calculation of this rate.
- 3.8 CLEC shall have thirty (30) Business Days from receipt of the firm price quote to accept or deny the firm price quote in writing and submit any additional Development Rates or nonrecurring rates quoted in the firm price quote. If AT&T-22STATE does not receive Notice of any of the foregoing within such thirty (30) Business Day period, the BFR shall be deemed canceled. CLEC shall be responsible to reimburse AT&T-22STATE for its costs incurred up to the date of cancellation (whether affirmatively canceled or deemed canceled by AT&T-22STATE).
- 3.9 Unless CLEC agrees otherwise, all prices shall be consistent with the applicable pricing principles and provisions of the Act.
- 3.10 If CLEC believes that AT&T-22STATE's firm price quote is not consistent with the requirements of the Act, either Party may seek dispute resolution in accordance with the Dispute Resolution provisions set forth in the General Terms and Conditions of this Agreement.
- 3.11 Upon agreement to the rates, terms and conditions of the BFR, an amendment to this Agreement may be required and the Parties shall negotiate such amendment in good faith.



ATTACHMENT 09 - PERFORMANCE MEASUREMENTS



Table of Contents

1.0	GENERAL PROVISIONS.....	3
2.0	REGION-SPECIFIC PROVISIONS.....	3

1.0 General Provisions

- 1.1 The Performance Measurements Plans referenced herein, notwithstanding any provisions in any other attachment in this Agreement, are not intended to create, modify or otherwise affect Parties' rights and obligations. The existence of any particular performance measure, or the language describing that measure, is not evidence that CLEC is entitled to any particular manner of access, nor is it evidence that **AT&T-22STATE** is limited to providing any particular manner of access. The Parties' rights and obligations to such access are defined elsewhere, including the relevant laws, FCC and Commission decisions/regulations, and in the case of Connecticut, state tariffs, and within this Agreement.
- 1.2 **AT&T-22STATE's** implementation of the Performance Measurements Plans addressed by this Attachment (Performance Measurement Plan(s), the Plan(s)) will not be considered as an admission against interest or an admission of liability in any legal, regulatory, or other proceeding relating to the same performance. The Parties agree that CLEC may not use the existence of such Plans as evidence that **AT&T-22STATE** has discriminated in the provision of any facilities or services under Sections 251 or 252, or has violated any state or federal law or regulation. **AT&T-22STATE's** conduct underlying its performance, and the performance data provided under the Performance Measurements Plans, however, are not made inadmissible by these terms. **AT&T-22STATE's** performance as measured by these plans may not be used as an admission of liability or culpability for a violation of any state or federal law or regulation.
- 1.3 Nothing herein shall be interpreted to be a waiver of **AT&T-22STATE's** right to argue and contend in any forum, in the future, that Sections 251 and 252 of the Telecommunications Act of 1996 do not impose any duty or legal obligation to negotiate and/or mediate or arbitrate a self-executing liquidated damages or remedy plan.

2.0 Region-Specific Provisions

- 2.1 **AT&T MIDWEST REGION 5-STATE** Requirements:
- 2.1.1 Except as otherwise provided herein, the Performance Measurements in the Performance Measurements Plans most recently adopted or ordered, in a generic/non-CLEC specific proceeding, by the Commission that approved this Agreement under Section 252(e) of the Act are incorporated herein. Modifications and/or deletions to Performance Measurements in that proceeding or any successor proceeding shall be automatically incorporated into this Agreement by reference in the month indicated by the Commission's order. The list of proceedings, by state, in which a Performance Measurements Plan has been adopted or ordered, is included in Section 2.1.3 below. For the purpose of this Agreement in Michigan, these measurements will be effective with the first full month of performance after Commission approval of the measurements.
- 2.1.2 The Performance Measurements Plans may include a remedy plan providing liquidated damages payments where such a plan was also approved by the Commission in a generic/non-CLEC specific proceeding. Any subsequent Commission-ordered additions, modifications and/or deletions to the remedies provisions of the Performance Measurements Plans, in that proceeding or any successor proceeding, to which no participating party has objected, shall be automatically incorporated into this Agreement by reference in the month indicated by the Commission's order. The list of proceedings, by state, in which a Performance Measurements (Remedy) Plan has been adopted or ordered, is included in Section 2.1.3 below. For the purpose of this Agreement, in Michigan, the Remedy Plan will be effective with the first full month of performance after Commission approval of the Remedy Plan.
- 2.1.3 Proceedings, by state, in which a Performance Measurements Plan has been adopted or ordered by the respective Commission under the specific authority identified herein, or under any successor authority or docket, shall be the effective plan under this Agreement. Currently, such dockets are as follows:

- 2.1.3.1 Illinois – 83 IL. Administrative Code Part 731
 - 2.1.3.2 Indiana – Cause No. 41657
 - 2.1.3.3 Michigan – Case No. U-11830
 - 2.1.3.4 Ohio – Case No. 00-942-TP-COI
 - 2.1.3.5 Wisconsin – Docket No. 6720-TI-198 (Performance Measurements only)
 - 2.1.3.6 Wisconsin – AT&T Midwest Remedy Plan as approved by the Commission in CLEC-specific ICA.
- 2.2 Provisions of this Performance Measurements Attachment will terminate in accordance with Section 6.5 (Section 6.6 for Illinois and Michigan) of the **AT&T MIDWEST REGION 5-STATE** Remedy Plan.
- 2.3 **AT&T SOUTHEAST REGION 9-STATE** Requirements:
 - 2.3.1 Except as otherwise provided herein, the Performance Measurements Plans most recently adopted or ordered by the respective Commission that approved this Agreement under Section 252(e) of the Act are incorporated herein. Any subsequent Commission-ordered additions, modifications and/or deletions to such plans (and supporting documents) in that proceeding or any successor proceeding shall be automatically incorporated into this Agreement by reference effective with the date of implementation by **AT&T SOUTHEAST REGION 9-STATE** pursuant to Commission order.
- 2.4 **AT&T CONNECTICUT** Requirements:
 - 2.4.1 The Performance Measurements Plan for Connecticut posted on the AT&T Performance Measures Web Site shall be incorporated into this Agreement by reference as if fully set forth herein.
- 2.5 **AT&T SOUTHWEST REGION 5-STATE** Requirements:
 - 2.5.1 The Performance Measurements Plans most recently approved, adopted or ordered by the respective Commission in the state 271 successor Agreement (X2A) proceedings are incorporated herein. Any subsequent Commission-ordered additions, modifications and/or deletions to such plans (and supporting documents), to which the Parties have agreed, shall be automatically incorporated into this Agreement by reference in the first full month following the effective date of the Commission order.
- 2.6 **AT&T CALIFORNIA** Requirements:
 - 2.6.1 Except as otherwise provided herein, the Performance Measurements Plan ordered/approved by the California Public Commission in Decision No. 99-08-020 (dated August 5, 1999 and subsequent modifying decisions) in Docket No. R. 97-10-016/l. 97-10-017 (filed October 9, 1997) is incorporated herein. Any subsequent Commission-ordered additions, modifications and/or deletions to such plan (and its supporting documents) in that proceeding or any successor proceeding, to which the Parties have agreed, shall be automatically incorporated into this Agreement by reference in the first full month following the effective date of the Commission's order.
- 2.7 **AT&T NEVADA** Requirements:
 - 2.7.1 Except as otherwise provided herein, the Performance Measurements Plan ordered/approved by the Nevada Public Utilities Commission in Docket 06-01039 (approved August 29, 2006) is incorporated herein. Any subsequent Commission-ordered additions, modifications and/or deletions to such plan (and its supporting documents) in that proceeding or any successor proceeding, to which the Parties have agreed, shall be automatically incorporated into this Agreement by reference in the first full month following the effective date of the Commission's order.



ATTACHMENT 10SW - ABT-BILLING-COLLECTING- REMITTING AND CLEARINGHOUSE



Table of Contents

1.0	INTRODUCTION	3
2.0	DEFINITIONS.....	3
3.0	BCR GENERAL PROVISIONS.....	3
4.0	BCR RESPONSIBILITIES OF THE PARTIES.....	4
5.0	BCR PRODUCT SPECIFIC SERVICE DELIVERY PROVISIONS	4
6.0	CH GENERAL PROVISIONS	4
7.0	CH RESPONSIBILITIES OF THE PARTIES	5
8.0	CH PRODUCT SPECIFIC SERVICE DELIVERY PROVISIONS.....	5
9.0	LIMITATION OF LIABILITY.....	6

1.0 Introduction

- 1.1 This Attachment sets forth the terms and conditions that apply to those Telecommunications Services for which Charges are billed and collected by one Local Exchange Carrier (LEC) or CLEC but earned by another LEC; and to establish procedures for the Billing, Collecting and Remitting (BCR) of such Charges and for Compensation for the services performed in connection with the BCR of such Charges and for the settlement of Alternately Billed Traffic (ABT) utilizing the Clearinghouse (CH) process. This Attachment is only applicable to the **AT&T SOUTHWEST REGION 5-STATE**.

2.0 Definitions

- 2.1 "Billing, Collecting and Remitting" or "Bill, Collect and Remit" (BCR) means the process and support systems used in **AT&T SOUTHWEST REGION 5-STATE** for which intrastate/intraLATA local ABT calls are settled among participating LECs and CLECs.
- 2.2 "Alternately Billed Traffic (ABT)" means the service that allows either Party's End Users to bill LEC-carried calls to accounts that may not be associated with the originating line, and may include all of the following LEC-carried call types for the purpose of this Attachment:
- 2.2.1 Local and/or intraLATA toll Collect calls
 - 2.2.2 Local and/or intraLATA toll Bill-to-Third Number calls
 - 2.2.3 Local and intraLATA toll Calling Card calls
- 2.3 "Charges" for BCR only, means the amount approved or allowed by the appropriate regulatory authority to be billed to an End User for any of the services described in Section 3.0 below, rendered by a LEC to an End User.
- 2.4 "Clearinghouse" (CH) means the process and support system used in **AT&T SOUTHWEST REGION 5-STATE** for which intrastate/intraLATA toll ABT calls are settled among participating LECs and CLECs.
- 2.5 "Clearinghouse Record" or "CH Record" means the call detail attributed to a single completed toll message.
- 2.6 "Compensation" means the amount to be paid by one Party to the other Party for BCR of Charges.
- 2.7 "Local Exchange Carrier (LEC)" as used in this Attachment, means those Local Exchange Carriers or Competitive Local Exchange Carriers that participate in the BCR process contained herein.
- 2.8 "Local Message" means those messages that originate and terminate within the area defined as the local service area of the station from which the message originates.
- 2.9 "Revenues" means the sum of all or part of the Charges.

3.0 BCR General Provisions

- 3.1 This Attachment shall apply to **AT&T SOUTHWEST REGION 5-STATE** procedures for the BCR of revenues (and Compensation to either Party for BCR of such revenues) derived from the following services:
- 3.1.1 LEC-carried local messages of the following types:
 - 3.1.1.1 Local Message service Charges billed to a calling card or to a third number.
 - 3.1.1.2 Directory Assistance calls charged to a calling card or to a third number.
 - 3.1.1.3 Public Land Mobile Radiotelephone Transient-Unit Local Message Service (Mobile Channel Usage Link Charge).
 - 3.1.1.4 Maritime Mobile Radiotelephone Service and Aviation Radiotelephone Service (Marine, Aircraft, High Speed Train Radio Link Charges).

4.0 BCR Responsibilities of the Parties

- 4.1 CLEC agrees to BCR, to AT&T SOUTHWEST REGION 5-STATE the Charges for the services described in Section 3.1.1 above which Charges are earned by any LEC (including AT&T SOUTHWEST REGION 5-STATE) but which are to be billed to End Users of the CLEC by the CLEC.
- 4.2 In those cases in which the Charges for the services, listed in Section 3.1.1 above, are due any LEC other than AT&T SOUTHWEST REGION 5-STATE, AT&T SOUTHWEST REGION 5-STATE will arrange to transfer these Charges to the appropriate LEC in accordance with accepted industry standards.
- 4.3 Charges for the services listed in Section 3.1.1 above to be billed, collected and remitted by CLEC for AT&T SOUTHWEST REGION 5-STATE's benefit, shall be remitted by CLEC to AT&T SOUTHWEST REGION 5-STATE within thirty (30) calendar days of the date of AT&T SOUTHWEST REGION 5-STATE's bill to CLEC for such services.
- 4.4 AT&T SOUTHWEST REGION 5-STATE agrees to bill and collect (or when another LEC agrees to bill and collect), and to remit to CLEC, the Charges for the services described in Section 3.1.1 above, which Charges are earned by CLEC, but which are to be billed by another LEC (including AT&T SOUTHWEST REGION 5-STATE to the End Users of that LEC).
- 4.5 Charges for the services listed in Section 3.1.1 above to be billed, collected and remitted by AT&T SOUTHWEST REGION 5-STATE or another LEC for CLEC's benefit, shall be remitted by AT&T SOUTHWEST REGION 5-STATE to CLEC within thirty (30) calendar days of the date of CLEC's bill to AT&T SOUTHWEST REGION 5-STATE for such services.
- 4.6 The full amount of the Charges transmitted to either Party for BCR shall be remitted by the other Party, without setoff, abatement or reduction for any purpose, other than to deduct the Compensation due the Party for performing the End User billing function, as described in Section 5.0 below. The Party billing the End User shall be responsible for all uncollectible amounts related to the services described remitted in Section 3.1.1 above. Notwithstanding this paragraph, AT&T SOUTHWEST REGION 5-STATE may net amounts due to CLEC under this Attachment against amounts owed to AT&T SOUTHWEST REGION 5-STATE when AT&T SOUTHWEST REGION 5-STATE renders a bill to CLEC hereunder.
- 4.7 Each Party will furnish to the other such information as may be required for monthly billing and remitting purposes.
- 4.8 AT&T SOUTHWEST REGION 5-STATE assumes no responsibility with regard to the accuracy of the data supplied by CLEC when this data is accessed and used by a Third Party.

5.0 BCR Product Specific Service Delivery Provisions

- 5.1 A Party performing the services described in Section 3.1.1 above will compensate the other Party for each charge billed at the rates set forth in the Pricing Schedule. Such Compensation shall be paid (unless a Party has collected such Compensation as described in Section 4.6 above) within thirty (30) calendar days of the date of a bill for such Compensation by the Party performing (or which has another LEC perform for it), the BCR functions described in Section 4.0 above.

6.0 CH General Provisions

- 6.1 ABT does not include any interLATA and/or intraLATA long distance charges assessed by an Interexchange Carrier (IXC).
- 6.2 The settlement of ABT revenues, owed by and among participating LECs, via CH in another AT&T-Owned ILEC region is technically infeasible.
- 6.3 The only toll call messages that qualify for submission to AT&T SOUTHWEST REGION 5-STATE for CH processing are:

- 6.3.1 intrastate intraLATA sent collect (including calling card, collect and third number) messages which are originated in one LEC or CLEC Exchange, exclusively carried by a LEC or CLEC over LEC or CLEC facilities and billed to an End User located in a second LEC's or CLEC Exchange within the same state; or
- 6.3.2 intrastate intraLATA sent collect (but limited to calling card and third number) messages originated in one (1) of **AT&T SOUTHWEST REGION 5-STATE**'s local exchange operating areas, exclusively carried by a LEC or CLEC over LEC or CLEC facilities, and billed to an End User located in a second LEC's or CLEC Exchange and not in the originating State.

- 6.4 CLEC agrees to pay **AT&T SOUTHWEST REGION 5-STATE** a processing charge in consideration of **AT&T SOUTHWEST REGION 5-STATE**'s performance of CH services. This charge is located in the Pricing Schedule.
- 6.5 CLEC agrees to pay a per message charge to the LEC responsible for billing the message, including **AT&T SOUTHWEST REGION 5-STATE** when **AT&T SOUTHWEST REGION 5-STATE** bills the message. This charge is located in the Pricing Schedule.
- 6.6 The Parties agree that processing of retroactive messages through the CH is acceptable, if such messages utilize the industry standard format for call records, pursuant to 6.3 above. The Parties agree that lost messages are the complete responsibility of the originating LEC or CLEC. If messages are lost by any Party, and cannot be recreated or retransmitted, the originating LEC or CLEC will estimate messages, minutes, and associated revenues based on the best available data. No estimate will be made for messages, which are more than two (2) years old at the time the estimate is made. The estimates will be off-line calculations (i.e., not part of the routine CH processing) and will be included as a supplement to the monthly settlement report.

7.0 CH Responsibilities of the Parties

- 7.1 CLEC agrees that it will provide **AT&T SOUTHWEST REGION 5-STATE** billing records for CH processing that are in industry standard format acceptable to **AT&T SOUTHWEST REGION 5-STATE**. The records shall at minimum display the telephone number of the End User to whom the call is to be billed, and data about the call sufficient for a carrier to comply with all applicable state regulatory billing requirements. CH Records will detail intraLATA toll calls which were originated by use of the single digit access code (i.e., 0+ and 0-) in one LEC or CLEC Exchange but are to be billed to an End User in a second LEC's or CLEC Exchange. Such records are referred to as category ninety-two (92) records for CH processing purposes.
- 7.2 CLEC agrees that all CH Records it generates will display indicators denoting whether category ninety-two (92) Records should be forwarded to CH. CLEC will retain its originating records for ninety (90) calendar days such that the category ninety-two (92) Records can be retransmitted to **AT&T SOUTHWEST REGION 5-STATE** for CH processing, if needed.
- 7.3 **AT&T SOUTHWEST REGION 5-STATE** will provide and maintain such systems it believes are required to furnish the CH service described herein. **AT&T SOUTHWEST REGION 5-STATE**, in its capacity as operator of the CH, agrees to retain all CH Records processed through the CH for two (2) years.
- 7.4 CLEC will timely furnish to **AT&T SOUTHWEST REGION 5-STATE** all CH Records required to provide the CH service.
- 7.5 Presently, in operating the CH, **AT&T SOUTHWEST REGION 5-STATE** relies upon NXX codes to identify messages for transmission to participating billing companies. To the extent any sub-processes are required to settle CH messages due to the use of ported numbers, such sub-processing will be the responsibility of the porting entity.

8.0 CH Product Specific Service Delivery Provisions

- 8.1 **AT&T SOUTHWEST REGION 5-STATE** will issue monthly reports containing the results of the processing of CH Records to each participating LEC and CLEC. These reports list the:
 - 8.1.1 amounts owed by CLEC for billing messages originated by others;

- 8.1.2 amounts due to CLEC for CLEC originated messages billed by others;
- 8.1.3 applicable billing charges; and
- 8.1.4 processing charges.

9.0 Limitation of Liability

- 9.1 Except as otherwise provided herein, Limitation of Liability will be governed by the General Terms and Conditions of this Agreement.
- 9.2 **AT&T SOUTHWEST REGION 5-STATE** assumes no liability for any LEC's or CLEC's receipt of appropriate revenues due to it from any other entity. CLEC agrees that **AT&T SOUTHWEST REGION 5-STATE** will not be liable to it for damages (including, but not limited to, lost profits and exemplary damages) which may be owed to it as a result of any inaccurate or insufficient information resulting from any entity's actions, omissions, mistakes, or negligence and upon which **AT&T SOUTHWEST REGION 5-STATE** may have relied in preparing settlement reports or performing any other act under this Attachment.
- 9.3 **AT&T SOUTHWEST REGION 5-STATE** will not be liable for any losses or damages arising out of errors, interruptions, defects, failures, or malfunction of services provided pursuant to this Attachment, including those arising from associated equipment and data processing systems, except such losses or damages caused by the sole negligence of **AT&T SOUTHWEST REGION 5-STATE**. Any losses or damage for which **AT&T SOUTHWEST REGION 5-STATE** is held liable under this Attachment for CH will in no event exceed the amount of processing charges incurred by CLEC for the services provided hereunder during the period beginning at the time **AT&T SOUTHWEST REGION 5-STATE** receives notice of the error, interruption, defect, failure or malfunction, to the time service is restored.
- 9.4 CLEC agrees to indemnify and hold **AT&T SOUTHWEST REGION 5-STATE** harmless against and with respect to any and all Third Party claims, demands, liabilities or court actions arising from any of its actions, omissions, mistakes or negligence occurring during the course of **AT&T SOUTHWEST REGION 5-STATE**'s performance pursuant to this Attachment.



ATTACHMENT 10W - ABT: DATA EXCHANGE (DEX)



Table of Contents

1.0	INTRODUCTION	3
2.0	DEFINITIONS.....	3
3.0	RESPONSIBILITIES OF THE PARTIES	4
4.0	PRODUCT SPECIFIC SERVICE DELIVERY PROVISIONS	5
5.0	LIMITATION OF LIABILITY.....	7

1.0 **Introduction**

- 1.1 This Attachment sets forth the terms and conditions that apply to the Settlement of Non-Calling Card and Third Number Settlement System Messages under the Data Exchange (DEX) process and procedures in **AT&T WEST REGION 2-STATE**. This Attachment specifies the rights and obligations of the Parties with respect to (i) the distribution and/or settlement of Customer Non-CATS Messages where **AT&T WEST REGION 2-STATE** is the Transporting LEC and (ii) the settlement of **AT&T WEST REGION 2-STATE** Non-CATS Messages where the Customer is the Transporting LEC, as defined below.

2.0 **Definitions**

- 2.1 "**AT&T WEST REGION 2-STATE** Calling Card Messages" means messages where:
- 2.1.1 the charges are billed to a Telecommunications line number based calling card issued by **AT&T WEST REGION 2-STATE**,
 - 2.1.2 the Transporting LEC is the CLEC,
 - 2.1.3 the originating number and the line number on the calling card are located in the same Telcordia Client Company territory.
- 2.2 "**AT&T WEST REGION 2-STATE** Collect Messages" means messages where the charges are billed to the called End User who is an **AT&T WEST REGION 2-STATE** End User and where the Transporting LEC is the CLEC.
- 2.3 "**AT&T WEST REGION 2-STATE** Non-CATS Messages" means **AT&T WEST REGION 2-STATE** Collect Messages, **AT&T WEST REGION 2-STATE** Calling Card Messages and/or **AT&T WEST REGION 2-STATE** Third Number Billed Messages as those terms are defined herein.
- 2.4 "**AT&T WEST REGION 2-STATE** End User" means an End User who has authorized **AT&T WEST REGION 2-STATE** to provide the End User with local Exchange Service or who has billed an intraLATA call to a Telecommunications calling card issued by **AT&T WEST REGION 2-STATE**.
- 2.5 "**AT&T WEST REGION 2-STATE** Third Number Billed Messages" means messages where:
- 2.5.1 the charges are billed to a **AT&T WEST REGION 2-STATE** End User's telephone number that is not the originating or terminating telephone number,
 - 2.5.2 the Transporting LEC is the CLEC,
 - 2.5.3 the originating and billed telephone numbers are located in the same Telcordia Client Company territory.
- 2.6 "Telcordia Client Company" means **AT&T WEST REGION 2-STATE** and any Bell Operating Company as defined in Section 153 of the Communications Act of 1934, as amended.
- 2.7 "Centralized Message Distribution System (CMDS) Host" or "CMDS Host" means the Telcordia Client Company that is a CMDS direct participant that acts on behalf of a LEC to distribute End User message detail through CMDS and, where applicable, to settle End User message detail through BOC CATS.
- 2.8 "California 900 Messages" means 900 calls transported by **AT&T-CALIFORNIA** pursuant to Schedule Cal. P.U.C. No. A.9.5.3 but which are billed to a CLEC End User.
- 2.9 "California 976 Messages" means 976 calls transported by **AT&T-CALIFORNIA** pursuant to Schedule Cal. P.U.C. No. A.9.5.2 but which are billed to a CLEC End User.
- 2.10 "Calling Card and Third Number Settlement (CATS)" means the part of CMDS which is a mechanized computer process used to maintain records regarding intercompany settlements through which revenues collected by the billing company are distributed to the originating company. Records included in this process are intraLATA Calling Card



Messages and/or Third Number Billed Messages that originate in one Telcordia Client Company territory and is billable to an End User in another Telcordia Client Company territory.

- 2.11 "CLEC Calling Card Messages" means messages where:
- 2.11.1 the charges are billed to a Telecommunications line number based calling card issued by CLEC,
 - 2.11.2 the Transporting LEC is **AT&T WEST REGION 2-STATE**,
 - 2.11.3 the originating number and the line number on the calling card are located in the same Telcordia Client Company territory.
- 2.12 "CLEC Collect Messages" means messages where the charges are billed to the called End User who is a CLEC End User and where the Transporting LEC is **AT&T WEST REGION 2-STATE**.
- 2.13 "CLEC End User" means an End User who has authorized CLEC to provide the End User with local Exchange Service or who has billed an intraLATA call to a Telecommunications calling card that is based on a telephone number issued by the CLEC.
- 2.14 "CLEC Non-CATS Messages" means CLEC Collect Messages, CLEC Calling Card Messages and/or CLEC Third Number Billed Messages as those terms are defined herein.
- 2.15 "CLEC Third Number Billed Messages" means messages where:
- 2.15.1 the charges are billed to a CLEC End User's telephone number that is not the originating or terminating telephone number,
 - 2.15.2 the Transporting LEC is **AT&T WEST REGION 2-STATE**,
 - 2.15.3 the originating and billed telephone numbers are located in the same Telcordia Client Company territory.
- 2.16 "Transporting LEC" means the LEC on whose network an End User originates a call.

3.0 Responsibilities of the Parties

- 3.1 **AT&T WEST REGION 2-STATE** shall forward CLEC Non-CATS Messages to CLEC. **AT&T WEST REGION 2-STATE** shall forward Rejected Messages, Unbillable Messages and Unratable Messages as defined in Section 4.2 below, to CLEC. All message detail shall be EMI industry standard format and shall be exchanged at agreed upon intervals.
- 3.2 CLEC shall obtain a dedicated Revenue Accounting Office code (RAO). The RAO code will be used to exchange messages between CLEC and **AT&T WEST REGION 2-STATE**. CLEC shall inform **AT&T WEST REGION 2-STATE** whether CLEC is designating itself or an agent for receipt of CLEC's messages by completing **AT&T WEST REGION 2-STATE**'s IS Call Center Flat File Form as found on the AT&T CLEC Online website in the CLEC Handbook. Thereafter, CLEC may change its designation only by completing a new **AT&T WEST REGION 2-STATE** IS Call Center Flat File Form. CLEC may not designate more than one entity to receive its Messages under this Agreement. CLEC expressly understands that all of its messages under this Attachment - Data Exchange and Attachment 02 – Network Interconnection must be directed to a single entity.
- 3.3 CLEC shall record and forward to **AT&T CALIFORNIA** all 900 and 976 calls transported by **AT&T CALIFORNIA** pursuant to Schedule Cal. P.U.C. Nos. A.9.5.3 and A.9.5.2 respectively that originate from a CLEC End User's telephone number. The 900/976 messages shall be in unrated Exchange Message Interface (EMI) industry standard format and shall be exchanged at agreed upon intervals. **AT&T CALIFORNIA** shall rate the 900/976 messages and forward to CLEC all such messages billed to CLEC End Users.
- 3.4 CLEC may block access of its End Users to 900/976 numbers. CLEC shall be liable for the value of all completed 900/976 Messages originating from a CLEC End User's telephone number. **AT&T WEST REGION 2-STATE** shall

include the value of all such completed 900/976 Messages in the Amount Due calculation set forth in Section 4.1 below.

- 3.5 CLEC shall forward AT&T WEST REGION 2-STATE Non-CATS Messages to AT&T WEST REGION 2-STATE. CLEC shall forward Unbillable Messages and Recharges as defined in Section 4.2 below, to AT&T WEST REGION 2-STATE. All message detail shall be EMI industry standard format and shall be exchanged at agreed upon intervals.
- 3.6 AT&T WEST REGION 2-STATE and CLEC shall exercise good faith efforts to bill and collect all amounts due from its End Users for messages distributed under this Attachment. AT&T WEST REGION 2-STATE and CLEC warrant that the billing and collection for messages distributed under this Attachment shall be at a performance level no less than the Party uses for the billing of its own local Exchange Services, which in no event shall be inconsistent with generally accepted industry standards of operation for the provision of billing and collection services. AT&T WEST REGION 2-STATE and CLEC further agree that the billing and collection process for messages distributed under this Attachment shall comply with all relevant legal, regulatory and legislative authorities. CLEC further agrees that the billing and collection services performed for California 900/976 Messages shall comply with CPUC Decision No. 91-03-021 and Decision No. 96-02-072. AT&T WEST REGION 2-STATE and CLEC agree to work together to determine whether blocking access to 900/976 numbers is necessary in the event fraudulent use from a End User's line is suspected.
- 3.7 When invoicing an End User for messages distributed under this Attachment, the Billing Party shall be responsible for the billing to, and collection from, the End User and/or payment to the appropriate taxing agency of all sales taxes, municipal fees, or other taxes of any nature, including interest and penalties, that may apply to the charges billed to the End User under this Attachment.

4.0 Product Specific Service Delivery Provisions

- 4.1 For CLEC Non-CATS Messages and California 900/976 Messages billed to CLEC End Users that AT&T WEST REGION 2-STATE forwards to CLEC, AT&T WEST REGION 2-STATE shall calculate the amount due based on the following formula:

Rated Value of Non-CATS Messages and California 900/976 Messages

- Rejected/Unbillable Messages
 - Recharges
 - Billing Charges
-

= Amount Due AT&T WEST REGION 2-STATE

- 4.2 As used in Section 4.1 above the following terms are defined as set forth below:
- 4.2.1 Rated Value of Non-CATS Messages and California 900/976 Messages means the total computed charges for Non-CATS Messages and California 900/976 Messages based on the Transporting LEC's schedule of rates.
- 4.2.2 Rejected Messages means the rated value of Non-CATS Messages and California 900/976 Messages that failed to pass the industry standard edits and were returned to AT&T WEST REGION 2-STATE.
-

4.2.3 Unbillable Messages means the rated value of Non-CATS Messages and California 900/976 Messages that were not billable to a CLEC End User because of missing information in the billing record or other billing error, not the result of an error by CLEC or CLEC's CMDS Host, that are returned in a timely fashion to AT&T WEST REGION 2-STATE.

4.2.4 Recharges means the rated value of California 900/976 Messages billed to a CLEC End User but which CLEC adjusts off the End User's bill consistent with the allowable adjustments set forth in AT&T CALIFORNIA's Tariff Schedule Cal. P.U.C. No. 9.5.3.C.4.d (1),(2),(3). Recharges shall be returned to AT&T WEST REGION 2-STATE on the next scheduled transmission following the issuance of the adjustment to the End User and shall be in EMI industry standard format. CLEC acknowledges that AT&T WEST REGION 2-STATE shall be recouping all such Recharges to the underlying provider of the information service being adjusted. CLEC agrees to reasonably cooperate with AT&T WEST REGION 2-STATE in response to requests from the underlying information provider for additional information concerning an adjustment issued by the CLEC.

4.2.5 Billing Charges means the CLEC per message billing rate, as set forth in the Pricing Schedule, times the number of Non-CATS Messages and California 900/976 Messages forwarded by AT&T WEST REGION 2-STATE.

4.3 For AT&T WEST REGION 2-STATE Non-CATS messages billed to AT&T WEST REGION 2-STATE End Users that CLEC forwards to AT&T WEST REGION 2-STATE, CLEC shall calculate the amount due based on the following formula:

Rated Value of AT&T WEST REGION 2-STATE Non-CATS Messages

- Unbillable Messages
 - Unratable California 900/976 Messages
 - Billing Charges
-

= Amount Due CLEC

4.4 As used in Section 4.3 above the following terms are defined as set forth below:

4.4.1 Rated Value of AT&T WEST REGION 2-STATE Non-CATS Messages means the total computed charges for AT&T WEST REGION 2-STATE Non-CATS Messages based on CLEC's schedule of tariffed rates.

4.4.2 Unbillable Messages means the rated value of AT&T WEST REGION 2-STATE Non-CATS Messages that were not billable to a AT&T WEST REGION 2-STATE End User because of missing information in the billing record or other billing error, not the result of an error by AT&T WEST REGION 2-STATE, that are returned by AT&T WEST REGION 2-STATE in a timely fashion to CLEC.

4.4.3 Unratable California 900/976 Messages means the estimated value of California 900/976 Messages, originating from a CLEC End User's Telephone Number that:

4.4.3.1 CLEC fails to record and/or transmit to AT&T WEST REGION 2-STATE or

4.4.3.2 AT&T WEST REGION 2-STATE cannot rate because of missing or inaccurate information in the unrated billing record due to an error by CLEC. The Parties agree to exercise good faith efforts to

estimate the value of such messages within 30 calendar days of discovery of the unratable condition.

4.4.4 Billing Charges means the AT&T WEST REGION 2-STATE per message billing rate, as set forth in the Pricing Schedule, times the number of AT&T WEST REGION 2-STATE Non-CATS Messages received by AT&T WEST REGION 2-STATE.

4.5 Within fifteen (15) Business Days following the end of each calendar month, AT&T WEST REGION 2-STATE shall provide CLEC with a Non-CMDS Outcollect Report. The report shall include the following information:

4.5.1 CLEC Non-CATS Messages and California 900/976 Messages (by number and associated rated value) forwarded by AT&T WEST REGION 2-STATE;

4.5.2 CLEC Non-CATS Messages and California 900/976 (by number and associated rated value) returned to AT&T WEST REGION 2-STATE as Rejected, Unbillable Messages or Recharges;

4.5.3 Amount due AT&T WEST REGION 2-STATE, as set forth in Section 4.1 above.

4.6 Within fifteen (15) Business Days following the end of each calendar month, CLEC shall provide AT&T WEST REGION 2-STATE with a report. The report shall include the following information:

4.6.1 AT&T WEST REGION 2-STATE Non-CATS Messages and California 900/976 Messages (by number and associated rated value) forwarded by CLEC;

4.6.2 AT&T WEST REGION 2-STATE Non-CATS Messages and California 900/976 (by number and associated rated value) returned to CLEC as Rejected, Unbillable Messages or Recharges;

4.6.3 Amount due CLEC, as set forth in Section 4.3 above.

4.7 Each Party shall have thirty (30) calendar days from receipt of their respective Reports to pay the Amount Due without being subject to a Late Payment Charge. Payments shall be made by check unless otherwise agreed by the Parties.

4.7.1 If the due date falls on a Saturday, Sunday or bank holiday, the due date shall be the first non-holiday day following such Saturday, Sunday or bank holiday.

4.8 Taxes On Non-CATS Messages:

4.8.1 The Party rating calls shall not add on any sales taxes, municipal fee surcharges, or other similar taxes to Non-CATS Messages it sends to the Billing Party on either the daily usage feed or the monthly invoice.

5.0 Limitation of Liability

5.1 Except as otherwise provided herein, Limitation of Liability will be governed by the General Terms and Conditions of this Agreement.

5.2 AT&T WEST REGION 2-STATE assumes no liability for any LEC's or CLEC's receipt of appropriate revenues due to it from any other entity. CLEC agrees that AT&T WEST REGION 2-STATE will not be liable to it for damages (including, but not limited to, lost profits and exemplary damages) which may be owed to it as a result of any inaccurate or insufficient information resulting from any entity's actions, omissions, mistakes, or negligence and upon which AT&T WEST REGION 2-STATE may have relied in preparing settlement reports or performing any other act under this Attachment.

5.3 AT&T WEST REGION 2-STATE will not be liable for any losses or damages arising out of errors, interruptions, defects, failures, or malfunction of services provided pursuant to this Attachment, including those arising from associated equipment and data processing systems, except such losses or damages caused by the sole negligence of AT&T WEST REGION 2-STATE. Any losses or damage for which AT&T WEST REGION 2-STATE is held liable under this Attachment will in no event exceed the amount CLEC would have billed AT&T WEST REGION 2-STATE



per CLEC's existing tariff for the services provided hereunder during the period beginning at the time AT&T WEST REGION 2-STATE receives notice of the error, interruption, defect, failure or malfunction, to the time service is restored.

- 5.4 AT&T WEST REGION 2-STATE assumes no responsibility with regard to the correctness of the data supplied by CLEC when accessed and used by a Third Party.



ATTACHMENT 10MWSE - ABT: NON-INTERCOMPANY SETTLEMENTS (NICS)



Table of Contents

1.0	INTRODUCTION	3
2.0	DEFINITIONS.....	3
3.0	GENERAL PROVISIONS	3
4.0	RESPONSIBILITIES OF THE PARTIES	4
5.0	LIMITATION OF LIABILITY	4

1.0 Introduction

- 1.1 This Attachment sets forth the terms and conditions under which AT&T MIDWEST REGION 5-STATE and AT&T SOUTHEAST REGION 9-STATE will perform the revenue settlement of LEC-carried intrastate/intraLATA or interstate/intraLATA local/toll alternately billed calls between each of the aforementioned regions and the CLEC via the Centralized Message Distribution System (CMDS) Non-Intercompany Settlement (NICS) reports.

2.0 Definitions

- 2.1 "Non-Intercompany Settlement (NICS)" means a revenue settlement process for messages which originate from CLEC and bill to AT&T MIDWEST REGION 5-STATE and AT&T SOUTHEAST REGION 9-STATE and messages which originate from AT&T MIDWEST REGION 5-STATE and AT&T SOUTHEAST REGION 9-STATE and bill to CLEC. NICS messages must originate and bill within the same AT&T-Owned ILEC across the fourteen (14) individual states which make up these two regions.
- 2.2 "Non-Intercompany Settlements System" or "NICS System" means the national system administered by Telcordia that is used in the settlement of revenues for calls that are originated and billed by two (2) different Local Exchange Carriers (LECs) within a single CMDS Direct Participant's territory to another for billing. NICS applies to calls involving another LEC where the Earning Company and the Billing Company are located within both AT&T MIDWEST REGION 5-STATE and AT&T SOUTHEAST REGION 9-STATE.

3.0 General Provisions

- 3.1 NICS shall apply only to alternately billed messages (calling card, third number billed and collect calls) originated by AT&T MIDWEST REGION 5-STATE and AT&T SOUTHEAST REGION 9-STATE billed by CLEC (when the CLEC is using its own End Office Switch), or messages originated by CLEC and billed by AT&T MIDWEST REGION 5-STATE and AT&T SOUTHEAST REGION 9-STATE within the same AT&T MIDWEST REGION 5-STATE and AT&T SOUTHEAST REGION 9-STATE State (i.e., messages for intrastate/intraLATA traffic only).
- 3.1.1 For example, an alternately billed call originating within AT&T-ILLINOIS territory and billed to a CLEC within AT&T-ILLINOIS would be covered by this section; a call originating within AT&T-ILLINOIS but billing outside of AT&T-ILLINOIS would not be covered by NICS.
- 3.2 AT&T SOUTHEAST REGION 9-STATE will also collect the revenue earned by CLEC within the AT&T SOUTHEAST REGION 9-STATE territory from another LEC also within the AT&T SOUTHEAST REGION 9-STATE where the messages are billed, less a per message billing and collection fee indicated in the Pricing Schedule, on behalf of CLEC. AT&T SOUTHEAST REGION 9-STATE will remit the revenue billed by CLEC within region to the LEC also within region, where the messages originated, less a per message billing and collection fee indicated in the Pricing Schedule. These two amounts will be netted together by AT&T SOUTHEAST REGION 9-STATE and the resulting charge or credit issued to CLEC via a monthly invoice in arrears.
- 3.3 NICS does not extend to 900 or 976 calls or to other pay per call services.
- 3.4 The Telcordia Technologies NICS report is the source for revenue to be settled between AT&T MIDWEST REGION 5-STATE, AT&T SOUTHEAST REGION 9-STATE and CLEC. NICS settlement will be incorporated into the CLEC's monthly invoice.
- 3.5 This Attachment does not cover calls originating and billing within a state outside of AT&T MIDWEST REGION 5-STATE and/or AT&T SOUTHEAST REGION 9-STATE.
- 3.6 NICS does not include any interLATA and/or intraLATA long distance charges assessed by an Interexchange Carrier (IXC).
- 3.7 The Party billing the End User shall be responsible for all uncollectible amounts.
- 3.8 Net payment shall be due within thirty (30) calendar days of the date of the invoice.
-

4.0 Responsibilities of the Parties

- 4.1 Each Party is responsible for submitting the appropriate Exchange Message Interface (EMI) End User billable record (as defined in the Telcordia Technologies NICS System Specifications document) to Telcordia CMDS for inclusion in the NICS report when an alternately billed call originates from its End User.

5.0 Limitation of Liability

- 5.1 Except as otherwise provided herein, Limitation of Liability will be governed by the General Terms & Conditions of this Agreement:

- 5.1.1 **AT&T MIDWEST REGION 5-STATE** and/or **AT&T SOUTHEAST REGION 9-STATE** assume no liability for any LEC's or CLEC's receipt of appropriate revenues due to it from any other entity. CLEC agrees that **AT&T MIDWEST REGION 5-STATE** and/or **AT&T SOUTHEAST REGION 9-STATE** will not be liable to it for damages (including, but not limited to, lost profits and exemplary damages) which may be owed to it as a result of any inaccurate or insufficient information resulting from any entity's actions, omissions, mistakes, or negligence and upon which **AT&T MIDWEST REGION 5-STATE** and/or **AT&T SOUTHEAST REGION 9-STATE** may have relied in preparing settlement reports or performing any other act under this Attachment.
- 5.1.2 **AT&T MIDWEST REGION 5-STATE** and/or **AT&T SOUTHEAST REGION 9-STATE** will not be liable for any losses or damages arising out of errors, interruptions, defects, failures, or malfunction of services provided pursuant to this Attachment, including those arising from associated equipment and data processing systems, except such losses or damages caused by the sole negligence of **AT&T MIDWEST REGION 5-STATE** and/or **AT&T SOUTHEAST REGION 9-STATE**. Any losses or damage for which **AT&T MIDWEST REGION 5-STATE** and/or **AT&T SOUTHEAST REGION 9-STATE** is held liable under this Attachment will in no event exceed the amount that CLEC would have billed **AT&T MIDWEST REGION 5-STATE** and/or **AT&T SOUTHEAST REGION 9-STATE** per CLEC's existing tariff for the services provided hereunder during the period beginning at the time **AT&T MIDWEST REGION 5-STATE** and/or **AT&T SOUTHEAST REGION 9-STATE** receives notice of the error, interruption, failure or malfunction, to the time service is restored.
- 5.1.3 **AT&T MIDWEST REGION 5-STATE** and/or **AT&T SOUTHEAST REGION 9-STATE** assumes no responsibility with regard to the correctness of the data supplied by CLEC when this data is accessed and used by a Third Party.



ATTACHMENT 11 - DAILY USAGE FILE



Table of Contents

1.0	INTRODUCTION	3
2.0	GENERAL PROVISIONS	3

1.0 Introduction

- 1.1 Upon written request from CLEC, AT&T-22STATE will provide CLEC a Daily Usage File (DUF) for services provided hereunder. A DUF will be provided by AT&T-22STATE in accordance with Exchange Message Interface (EMI) guidelines supported by the Ordering and Billing Forum (OBF). Any exceptions to the supported formats will be noted in the DUF implementation requirements documentation. The DUF will include (i) specific daily usage, including both Section 251(b)(5) Traffic (if and where applicable) and LEC-carried IntraLATA Toll Traffic, in EMI format for usage sensitive services furnished in connection with each service to the extent that similar usage sensitive information is provided to retail End Users of AT&T-22STATE within that state, (ii) with sufficient detail to enable CLEC to bill its End Users for usage sensitive services furnished by AT&T-22STATE in connection with service provided by AT&T-22STATE, and (iii) operator handled calls provided by AT&T-22STATE. Procedures and processes for implementing the interfaces with AT&T-22STATE will be included in implementation requirements documentation.

2.0 General Provisions

- 2.1 Where available, DUF may be requested on flat-rated Resale lines as well as measured-rated Resale lines. DUF provided in this instance is labeled as Enhanced DUF (EDUF). In order to receive EDUF on flat-rated Resale lines, CLEC must also request and receive DUF on its measure-rated Resale lines.
- 2.2 File transmission for DUF is requested by each unique State and OCN combination. CLEC must provide to AT&T-22STATE a separate written request for each unique State and OCN combination no less than sixty (60) calendar days prior to the desired first transmission date for each file.
- 2.3 AT&T-22STATE will bill CLEC for DUF in accordance with the applicable rates set forth in the Pricing Schedule under "Electronic Billing Information Data (Daily Usage) per message", "Provision of Message Detail a.k.a. Daily Usage File (DUF)", "FB-CLEC Operator Recording (Daily Usage) per message", and "Daily Usage File (DUF) Data Transmission, per Message." There will be individual rates listed for DUF provided for measure-rated Resale lines and for EDUF provided on flat-rated Resale lines.
- 2.4 Call detail for LEC-carried calls that are alternately billed to CLEC End Users' lines provided by AT&T-22STATE through Resale will be forwarded to CLEC as rated call detail on the DUF.
- 2.5 Interexchange call detail on Resale Services that is forwarded to AT&T-22STATE for billing, which would otherwise be processed by AT&T-22STATE for its retail End Users, will be returned to the IXC and will not be passed through to CLEC. This call detail will be returned to the IXC with a transaction code indicating that the returned call originated from a resold account. Billing for Information Services and other ancillary services traffic on Resale Services will be passed through when AT&T-22STATE records the message.
- 2.6 Where CLEC is operating its own switch-based service and has contracted with AT&T-22STATE to provide operator services, upon written request from CLEC, AT&T-22STATE will provide CLEC a DUF for operator handled calls handled by AT&T-22STATE.

ATTACHMENT 12 - COLLOCATION

Table of Contents

1.0	INTRODUCTION	3
2.0	DEFINITIONS.....	4
3.0	GENERAL.....	7
4.0	LIMITATION OF LIABILITY.....	15
5.0	COLLOCATION SPACE	19
6.0	REPORTS.....	22
7.0	APPLICATION PROCESS	23
8.0	AUGMENT APPLICATION.....	25
9.0	CANCELLATION PRIOR TO DUE DATE	25
10.0	OCCUPANCY – PHYSICAL COLLOCATION ONLY	25
11.0	EFFICIENTLY USED.....	27
12.0	RELOCATION.....	27
13.0	COMPLETE SPACE DISCONTINUANCE.....	28
14.0	FIBER OPTIC CABLE AND DEMARCATION POINT.....	30
15.0	ENTRANCE FACILITY CONDUIT TO VAULT, PER CABLE SHEATH.....	31
16.0	VIRTUAL COLLOCATION – COOPERATIVE RESPONSIBILITIES	31
17.0	INTERCONNECTION TO OTHERS WITHIN THE SAME ELIGIBLE STRUCTURE.....	32
18.0	EXTRAORDINARY CHARGES, SPECIAL CONSTRUCTION AND CUSTOM WORK / ICB CHARGES:	33
19.0	DC POWER ARRANGEMENT PROVISIONING AND POWER REDUCTION	33
20.0	COLLOCATION IN CEV'S, HUTS AND CABINETS.....	35

1.0 **Introduction**

- 1.1 This Attachment sets forth the terms and conditions pursuant to which the applicable AT&T-owned Incumbent Local Exchange Carrier (ILEC) will provide Physical and Virtual Collocation pursuant to 47 U.S.C. § 251(c)(6). **AT&T-22STATE** will provide Collocation arrangements at the rates, terms and conditions set forth herein. Collocation is available to CLEC for the placement of Telecommunications Equipment as provided for in this Attachment solely for the purposes of (i) transmitting and routing Telephone Exchange Service or Exchange Access pursuant to 47 U.S.C. § 251(c)(2) of the Act and applicable effective FCC regulations and judicial rulings, or (ii) obtaining access to **AT&T-22STATE**'s 251(c)(3) Unbundled Network Elements (UNEs) for the purpose of providing Telecommunications Service pursuant to 47 U.S.C. § 251(c)(3) of the Act and effective FCC rules and associated and effective FCC and judicial orders.
- 1.2 Unless otherwise specified, the terms and conditions in this Attachment apply to both Virtual and Physical Collocation Arrangements. This Attachment provides for the placing of certain Collocator Telecommunications Equipment and facilities on **AT&T-22STATE** property for the purposes set forth in Section 1.1.
- 1.3 The terms and conditions expressly set forth in this Attachment shall control in the event of an irreconcilable conflict with any of the following: the Terms and Conditions of the Interconnection Agreement between the Collocator and **AT&T-22STATE** and all appendices and/or other Attachments, the Collocation Services Handbook, **AT&T-22STATE**'s standards and requirements for equipment and facility installations, documentation on the AT&T CLEC Online website as it may change from time to time, or **AT&T-22STATE**'s TP-76300 which can be found on the AT&T CLEC Online website. References to "this Agreement" herein include the General Terms and Conditions and the other Attachments which comprise Collocator's Interconnection Agreement.
- 1.4 Unless otherwise specified, intervals and processes are described online in the Collocation Services Handbook and/or the appropriate Technical Publication (TP) found on AT&T CLEC Online website.
- 1.5 The rates, terms and conditions contained within this Attachment shall only apply when Collocator is physically or virtually collocated as a sole occupant or as a Host within an **AT&T-22STATE** Premises pursuant to this Attachment.
- 1.6 This Attachment is only applicable to **AT&T-22STATE** Premises owned or controlled by **AT&T-22STATE**.
- 1.7 Scope:
 - 1.7.1 The Parties intend that this Attachment contain the sole and exclusive terms and conditions by which CLEC will obtain Collocation from **AT&T-22STATE** pursuant to 47 U.S.C. § 251(c)(6), except to the extent CLEC may also have a Microwave Entrance Facility Collocation Attachment.
 - 1.7.2 **AT&T-22STATE** will process any order for 251(c)(6) Collocation submitted by Collocator in accordance with this Attachment.
 - 1.7.3 The Collocation terms and conditions within this Attachment are contingent upon Collocator doing its own work through the use of an **AT&T-22STATE** Approved Installation Supplier (AIS).
 - 1.7.4 Physical Collocation provides actual space (hereinafter referred to as Dedicated Space) within **AT&T-22STATE** Eligible Structures as defined in Section 2 below. The Physical Collocator will lease the Dedicated Space from **AT&T-22STATE** and install its own Telecommunications Equipment within the Dedicated Space that is necessary for the purposes set forth in Section 1.1 above.
 - 1.7.5 The Physical Collocator will provision, install and maintain its Collocation arrangement using the applicable **AT&T-22STATE** AIS. When space is Legitimately Exhausted inside an Eligible Structure, **AT&T-22STATE** will permit Collocation in Adjacent On-Site Structures located on **AT&T-22STATE**'s property in accordance with this Attachment.
 - 1.7.6 Virtual Collocation is separate and distinct from Physical Collocation. Virtually collocated Telecommunications Equipment is purchased by the Collocator and is engineered and installed by an **AT&T-22STATE** AIS Tier 1. The Collocator's vendor is paid directly by the Collocator. Virtual Collocated equipment is maintained by **AT&T-22STATE** at the direction of the Collocator.
- 1.8 Billing Conversions:

1.8.1 Billing Conversions on previously provided Collocation under tariff will apply to all monthly recurring charges (MRCs) contained in the Collocation section of the Pricing Schedule attached. **AT&T-22STATE** will initiate all orders for such Billing Conversion and no non-recurring charges (NRCs) shall apply to CLEC for Billing Conversion orders.

1.8.2 Prospective Effect:

1.8.2.1 Any Billing Conversions made pursuant to this Section shall be effective on a prospective basis only for recurring charges. The rates implemented via this Agreement shall apply to all existing Collocation arrangements that were established under the terms and conditions established pursuant to 47 USC 251(c)(6) without the need for a specific request by the CLEC that such new rates be implemented for each such Collocation arrangement. Adoption of a new rate structure shall not by itself require purchaser to incur any new non-recurring Collocation area modification or application charges. In the event that any order for any 251(c)(6) Collocation submitted by Collocator is pending as of the Effective Date of the Agreement, any NRCs then due and owing or otherwise then contemplated by such pending order shall be assessed in accordance with the rates set forth in the arrangement (e.g., tariff or prior interconnection agreement) under which the order was originally submitted; provided, however, that any MRCs arising out of such order shall be subject to the rates set forth in this Agreement from the Effective Date forward.

2.0 Definitions

2.1 "Adjacent Structure" means when a Physical Collocator provided structure is placed on **AT&T-22STATE** property (Adjacent On-site) adjacent to an Eligible Structure. This arrangement is only permitted when space is legitimately exhausted inside the Eligible Structure and to the extent adjacent space is available and Technically Feasible to use for this purpose.

2.2 "**AT&T-22STATE** Premises" means all buildings falling under the FCC's definition of "premises", including **AT&T-22STATE** ILEC Central Offices (COs) and Remote Terminals.

2.3 "Augment" means a request from a Collocator to add or modify space, equipment, and/or cable to an existing Collocation arrangement.

2.4 "Billing Conversions" means that any 251(c)(6) Collocation previously provided under tariff to CLEC, prior to the Effective Date of this Agreement, will be subject to the pricing contained within this Agreement upon the Effective Date of this Agreement.

2.5 "Cable Records Charges" in **AT&T SOUTHEAST REGION 9-STATE** only: means the applicable charges for work activities required to build or remove existing cable records assigned to Collocators in **AT&T SOUTHEAST REGION 9-STATE**'s database systems. The applicable rates and charges are shown in the Pricing Schedule.

2.6 "Circuit Facility Assignments (CFAs)" means the information provided to show the point of Interconnection between the Collocator and **AT&T-22STATE**.

2.7 "Collocator" is the CLEC who places Telecommunications Equipment on **AT&T-22STATE**'s Premises, within designated Collocation areas, for the sole purpose of Interconnecting with **AT&T-22STATE** and/or accessing **AT&T-22STATE**'s 251(c)(3) UNEs for the purpose described in this Attachment.

2.7.1 A "Physical Collocator" is a CLEC that has a Physical Collocation arrangement on **AT&T-22STATE** Premise.

2.7.2 A "Virtual Collocator" is a CLEC that has a Virtual Collocation arrangement on **AT&T-22STATE** Premise.

2.8 "Collo-to-Collo" (Also known as "Direct Connection" or "Direct Connect"), means the cable connection between a Collocator's collocated equipment in a Physical or Virtual Collocation arrangement and its own or another Collocator's physically or virtually collocated equipment, located within the same Eligible Structure.

2.9 "Cross-Connect" means a service order-generated connection of one or more Collocator's equipment cables using patch cords or jumpers that attach to connecting equipment hardware at the Main Distribution Frame (MDF), Intermediate Distribution Frame (IDF) or Fiber Distribution Frame (FDF).

- 2.10 "Custom Work Charge" (Also known as special construction), means the charge(s) developed on an ICB basis, solely to meet the construction requirements of the Collocator.
- 2.11 "Day" means, for purposes of application and/or installation intervals, calendar days unless otherwise specified. However, for any time period equal to or less than five (5) days, day denotes Business Day as defined in the General Terms and Conditions (GT&C) of this Agreement.
- 2.12 "Delivery Date" (Also known as Space Ready Date) means the date on which AT&T-22STATE turns the functional Collocation space over to the requesting Collocator. The space is functional when AT&T-22STATE has completed all work, as required by the Collocator's accurate and complete Application, and is not dependent on when or whether the Collocator has completed its work.
- 2.13 "Dedicated Space" means the space assigned for the Collocator's Physical Collocation arrangement located in AT&T-22STATE Eligible Structure.
- 2.14 "Effective Billing Date" means the date AT&T-22STATE completed its work as required by the Collocator's accurate and complete application and made the Collocation space available to the Collocator, regardless of any failure by the Collocator to complete its work.
- 2.15 "Efficiently Used" means that at least sixty percent (60%) of the Collocator's specific type of CFA (cable pairs, coaxial or fiber facilities) requested is currently being used for the purpose of interconnecting to AT&T-22STATE's network for the transmission and routing of Telephone Exchange Service or Exchange Access and/or means the Collocator is using between sixty (60) and one hundred percent (100%) of the Collocator's existing Collocation space arrangement in a particular Eligible Structure.
- 2.16 "Eligible Structure" means AT&T-22STATE's Central Office (CO) and Serving Wire Centers, as well as, all buildings or similar structures owned or controlled by AT&T-22STATE that house its network facilities, and all structures that house AT&T-22STATE's facilities on public Rights-of-Way (ROW) as ROW is defined in Attachment 03 - Structure Access.
- 2.17 "Extraordinary Charges" means those costs for requests for construction or maintenance that are beyond what is ordinary, average, usual or normal in degree or measure based upon the terms, conditions, and rates established in this Attachment. Extraordinary costs are one-time expenses AT&T-22STATE incurs to meet the specific request of an individual Collocator and will not typically benefit either other CLECs or AT&T-22STATE.
- 2.18 "Guest-Host" (Also known as Sub-leased) means when a Collocator allows other Telecommunications Carriers to share Collocator's caged Collocation arrangement, pursuant to the terms and conditions agreed to by Collocator (Host) and the other Telecommunications Carriers (Guests).
- 2.19 "Individual Case Basis (ICB)" means the charges based on requests from a Collocator, that are beyond the terms, conditions, and rates established in this Attachment.
- 2.20 "Infrastructure Systems" means the structural components, such as: floors capable of supporting equipment loads, heating, ventilating and air conditioning (HVAC) systems, electrical systems, power, high efficiency filtration, humidity controls, remote alarms, and smoke purge.
- 2.21 "AT&T-22STATE Approved Installation Supplier (AT&T-22STATE AIS)" means the suppliers that are approved to perform CO installation work for AT&T-22STATE and for Collocators in AT&T-22STATE Eligible Structures.
- 2.21.1 Approved CO Installation Suppliers Tier 1 (AT&T-22STATE AIS Tier 1) - These suppliers are approved by AT&T-22STATE to perform CO installation work for AT&T-22STATE and for Virtual Collocators in AT&T-22STATE CO in all Collocation areas and common areas in the technologies and geographical locations for which they are approved by the AT&T-22STATE per the letter codes listed in a table on the Tier 1 list on the AT&T CLEC Online website.
- 2.21.2 AT&T-22STATE Collocation Approved Installation Suppliers Tier 2 (AT&T-22STATE AIS Tier 2) - These suppliers have been approved to perform collocation installation work for Physical Collocators in the Caged Collocation area and in the "footprint of the bay" in the cageless (Physical) Collocation area within the CO.

This category of approval does not include access to common areas, installation of cabling outside of the cage or footprint, Virtual Collocation areas, or the Main Distribution Frame (MDF).

- 2.22 "Interconnector's Collocation Services Handbook for Physical or Virtual Collocation" or like document, is a publication provided to Collocators that provides information on how to order Collocation arrangements and the processes and requirements for Collocation in AT&T-22STATE's CO. This document is located on the AT&T CLEC Online Web-site and is amended from time to time.
- 2.23 "Legitimately Exhausted" means when all Unused Space (as defined below) in a CO or other Eligible Structure that can be used to locate Telecommunications Equipment via Physical Collocation is completely occupied.
- 2.24 "Other Collocation Space" means the space within the CO that can be designated for Physical Collocation where infrastructure systems do not currently exist and must be constructed. The designation of Other Collocation Space is applicable to space within the CO only; other Eligible Structures such as CEVs, huts, and vaults are considered "Active" Collocation Space.
- 2.25 "Physical Collocation" means space that is provided by AT&T-22STATE to Collocator for the purpose of interconnecting to AT&T-22STATE's network for the transmission and routing of Telephone Exchange Service or Exchange Access, or both pursuant to 47 U.S.C. §251(c)(2), or for obtaining access to AT&T-22STATE UNEs ("UNEs") for provision of a Telecommunications Service pursuant to 47 U.S.C. §251(c)(3) of the Act.
- 2.26 "Remote Terminals (RT)" means the Controlled Environmental Vaults (CEV's), Huts, Terminals and Cabinets and other AT&T-22STATE owned or controlled premises containing AT&T-22STATE network facilities where adequate space is available and Collocation is Technically Feasible.
- 2.27 "Shared Caged Collocation" means when two (2) or more Physical Collocators may initially apply at the same time to share a caged Collocation arrangement. Applicable rates and charges are shown in the Pricing Schedule.
- 2.28 "Technical Publications (TPs)" means the documents used for installation requirements, which can include network equipment, power, grounding, environmental, and physical design requirements. These documents can be found on AT&T CLEC Online website.
- 2.29 "Technically Feasible" means that a Collocation arrangement is Technically Feasible if, in accordance with either national standards or industry practice, there is no significant technical impediment to its establishment. Technical impediment shall be determined consistent with the definition of Technically Feasible in 47 CFR Section 51.5 to the extent that definition may be effective at the time of such determination. A rebuttable presumption that a Collocation arrangement is Technically Feasible shall arise if the arrangement has been deployed by any ILEC in the country.
- 2.30 "Telecommunications Infrastructure Space" means the square footage or linear footage of space, including common areas, used to house Telecommunications infrastructure equipment necessary to support Collocation space used for Interconnection under section 251(c)(2) with AT&T-22STATE's network or access to 251(c)(3) UNEs of AT&T-22STATE's network.
- 2.31 "Unused Space" means any space (i) existing in AT&T-22STATE's Eligible Structures at the time of a Collocation request, (ii) that is not subject to a valid space reservation by AT&T-22STATE or any Third Party, (iii) that is not occupied by AT&T-22STATE's, its Affiliates', or Third Party's equipment, and is not needed for access to, or egress from, work areas (iv) that is not being used by AT&T-22STATE's or its Affiliates for administrative or other functions and (v) on or in which the placement of any equipment or network facilities (AT&T-22STATE's or Requesting Collocator's) would not violate any local or state law, rule or ordinance (e.g., fire, OSHA, or zoning) or technical standards (performance or safety) or would void AT&T-22STATE's warranty on proximate.
- 2.32 "Virtual Collocation" is provided for the purpose of interconnecting to AT&T-22STATE for the transmission and routing of Telephone Exchange Service or Exchange Access, or both, pursuant to 47 U.S.C. §251(c)(2), or for obtaining access to AT&T-22STATE's 251(c)(3) UNEs for the provision of a Telecommunications Service, pursuant to 47 U.S.C. §251(c)(3) of the Act when the virtually collocated Telecommunications Equipment is provided by the Collocator. Virtual Collocation is separate and distinct from Physical Collocation. Virtually collocated Telecommunications Equipment is purchased by the Collocator and is engineered and installed by an AT&T-

22STATE AIS Tier 1. The Collocator's vendor is paid directly by the Collocator. Virtual Collocated equipment is maintained by AT&T-22STATE at the direction of the Collocator.

3.0 GENERAL

3.1 Certification:

3.1.1 The Collocator requesting Collocation is responsible for obtaining any necessary certifications or approvals from the Commission prior to provisioning of Telecommunications Service by using the Collocation space. AT&T-22STATE shall not refuse to process an Application for Collocation space and shall not refuse to provision the Collocation space submitted by a Telecommunications Carrier while that Telecommunications Carrier's state certification is pending or prior to a final approved Interconnection Agreement.

3.2 The rates and charges in this Attachment are applicable only for Collocation arrangements in Eligible Structures as defined in Section 2 of this Attachment. AT&T-22STATE allocates the charges for space preparation and security charges on a prorated basis so the first Collocator will not be responsible for the entire cost of site preparation. However, ancillary charges for unique Collocator requests for Collocation options directly attributable to the requesting Collocator will not be prorated. Examples include power arrangements and POT bay-related options. Rates and charges can be found in the Pricing Schedule.

3.3 Any business telephone services ordered by the Physical Collocator for its administrative use within its Dedicated Space will be provided in accordance with applicable AT&T-22STATE retail services.

3.4 Hazardous Waste and Materials:

3.4.1 The Collocator and its AT&T-22STATE AIS and/or vendors, shall adhere to all federal, state and local regulations regarding hazardous material/waste. In addition, the AT&T-22STATE AIS shall adhere to all AT&T-22STATE requirements and shall coordinate with the AT&T-22STATE representative before any activity relating to hazardous material/waste is started. Refer to the Interconnector's Collocation Services Handbook for Physical and Virtual Collocation, which may be accessed on the AT&T CLEC Online website.

3.5 Safety:

3.5.1 The Collocator shall be entirely responsible for the safety and instruction of its employees or representatives. The Collocator shall take precautions to avoid harm to personnel, equipment, and building (e.g., cutting installed threaded rod) of AT&T-22STATE or other Telecommunications Carriers. The Collocator shall immediately report to the AT&T-22STATE CO representative any accident, outside agency inspection or hazardous condition, such as any accident or injury that occurs to employees or subcontractors of the Collocator while on AT&T-22STATE premises or any OSHA inspection or citations issued to the Collocator while on AT&T-22STATE premises. Refer to Interconnector's Guide(s) for Physical Collocation for further details.

3.6 Americans with Disability Act (ADA):

3.6.1 The rates and charges in this Attachment do not include costs for any ADA construction generated or caused by the Collocation space request. If required, ADA construction will be provided on an ICB.

3.6.2 If AT&T-22STATE is required to upgrade an Eligible Structure, or portion of the structure to comply with the ADA which arises as a direct result of Collocator's Collocation arrangement, AT&T-22STATE will prorate the total forward-looking economic cost of the upgrade, and allocate the charge to each Collocator located within the Eligible Structure, based on the total space utilized by each Collocator.

3.7 Dispute Resolution – Except as otherwise provided herein, all Dispute Resolutions will be governed by the GT&C's of this Agreement.

3.8 Billing – Except as otherwise provided herein, Billing will be governed by the GT&C's of this Agreement.

3.9 AT&T-22STATE will provide a Telephone Inventory Record Keeping System (TIRKS) and/or SWITCH print-out of Circuit Facilities Assignment (CFA) to the CLEC at Collocation space turnover. The CLEC is responsible for payment of all non-recurring charges, where applicable, prior to receiving CFA information.

- 3.10 Parking at Eligible Structures will be provided on a first-come, first-served basis. Collocator may not park in spaces that are reserved for AT&T-22STATE vehicles and which are designated as reserved.
- 3.11 Collocator shall be allowed to have reasonable use of and access to loading docks.
- 3.12 Contact Numbers:
- 3.12.1 AT&T-22STATE is responsible for providing the Collocator personnel a contact number for AT&T-22STATE personnel who are readily accessible twenty-four (24) hours a day, seven (7) days a week as defined in AT&T-22STATE's Interconnector's Collocation Services Handbook.
- 3.12.2 The Collocator is responsible for providing to AT&T-22STATE personnel a contact number for Collocator personnel who are readily accessible twenty-four (24) hours a day, seven (7) days a week to AT&T-22STATE. In addition, for all activities requiring verbal and written notification per this Attachment, the Parties will provide the contact numbers included in the application process.
- 3.12.3 The Physical Collocator is responsible for the posting and/or updating signage on the inside of its Dedicated Space that contains their emergency contact information.
- 3.13 Right-to-Use; Multiple Dedicated Spaces:
- 3.13.1 In accordance with this Attachment, AT&T-22STATE grants to the Collocator the right to use a Dedicated Space. Each Dedicated Space within an Eligible Structure will be considered a single Dedicated Space for the application of rates according to this Attachment.
- 3.14 Trouble Status Reports:
- 3.14.1 AT&T-22STATE and the Collocator are responsible for making best efforts to provide prompt notification to each other of significant outages or operations problems which could impact or degrade AT&T-22STATE or the Collocator's network, switches or services, with an estimated clearing time to restore service. When trouble has been identified within the Collocator's network, the Collocator is responsible for providing trouble status reports when requested by AT&T-22STATE.
- 3.15 Service Coordination:
- 3.15.1 Collocator is responsible for coordinating with its AT&T-22STATE AIS to ensure that the Collocator's approved requests are installed in accordance with their Collocation Applications.
- 3.16 Access to the MDF:
- 3.16.1 AT&T-22STATE will not provide Collocator's personnel with direct access to AT&T-22STATE's MDF, with the exception of the Collocator's hired AT&T-22STATE's AIS Tier 1.
- 3.17 Equipment List:
- 3.17.1 A list of all the equipment and facilities, including the associated power requirements, floor loading, and heat release of each piece of equipment ("Equipment List"), that the Collocator will place within its Dedicated Space, or request to be placed in Virtual Collocation Space, must be included on the application for which the Dedicated Space or Virtual Collocation is prepared. The Collocator's equipment and facilities shall be compliant with the standards set out in Section 3.18.1, Minimum Standards, following and meet the requirements for "necessary equipment." The Collocator warrants and represents that the Equipment List is complete and accurate, and acknowledges that any incompleteness or inaccuracy would be a violation of the rules and regulations governing this Attachment. The Collocator shall not place or leave any equipment or facilities within the Dedicated Space not included on the Equipment List without the express written consent of AT&T-22STATE, which consent shall not be unreasonably withheld.
- 3.17.2 AT&T-22STATE posts the list of Safety compliant equipment on the "All Equipment List (AEL)" for the Collocator's reference on AT&T CLEC Online website. When the Collocator's equipment is not listed on the approved AEL the equipment will be reviewed for safety by AT&T-22STATE and written approval or denial of the equipment will be forwarded to the Collocator. The AEL list is available to Collocators via the AT&T CLEC Online website. Inclusion of the equipment on the AEL does not mean that it meets the requirements of "necessary equipment," and thus does not mean that the equipment may be collocated.

3.17.3 Subsequent Requests to Place Equipment:

3.17.3.1 The Collocator shall furnish to AT&T-22STATE a written list in the form of an attachment to the original Equipment List for the subsequent placement of equipment in its Dedicated or Virtual Collocation Space. When the Collocator's equipment is not listed in the approved All Equipment List (AEL) the equipment will be reviewed by AT&T-22STATE and written approval or denial of the equipment will be forwarded to the Collocator. The additional equipment will also be reviewed as to whether it is "necessary equipment." Only if the equipment passes both reviews may it be collocated.

3.18 Minimum Standards:

3.18.1 Any network equipment placed in AT&T-22STATE network equipment areas of Eligible Structures by AT&T-22STATE or Collocator must meet AT&T-22STATE minimum safety standards. The minimum safety standards are as follows: (1) Collocator's equipment must meet Telcordia Level 1 safety requirements as set forth in TP- 76200, Network Equipment Building Systems (NEBS); or, (2) Collocator must demonstrate that its equipment has a history of safe operation. Safe operation is demonstrated by the equipment having been installed in any ILEC Eligible Structure (including AT&T-22STATE) prior to January 1, 1998 with no known history of safety problems. When engineering and installing equipment, the Collocator will be expected to conform to the same accepted procedures and standards utilized by AT&T-22STATE and its contractors.

3.18.2 At an RT all Collocator equipment installation shall comply with AT&T-22STATE TP-76416, "Grounding and Bonding Requirements for Network Facilities" as found on AT&T CLEC Online Website. Metallic cable sheaths and metallic strength members of optical fiber cables, as well as, the metallic cable sheaths of all copper conductor cables shall be bonded to the designated grounding bus for the Remote Site Location. All copper conductor pairs, working and non-working, shall be equipped with a solid-state protector unit (over-voltage protection only), which has been listed by a nationally recognized testing laboratory.

3.18.3 In the event that AT&T-22STATE denied Collocation of Collocator's equipment citing safety standards, AT&T-22STATE will provide a list of AT&T-22STATE telecommunications equipment which AT&T-22STATE locates within the Eligible Structure for which Collocation was denied together with an affidavit attesting that all of such AT&T-22STATE equipment met or exceeded the same safety standards for which Collocator's equipment was denied for not meeting that standard. This aforementioned list will be provided within (5) Business Days of Collocator's written request.

3.18.4 In the event AT&T-22STATE believes that collocated equipment is not necessary for interconnection or access to 251(c)(3) UNEs or determines that the Collocator's equipment does not meet the minimum safety standards, the Collocator must not collocate the equipment until the dispute is resolved in the Collocator's favor. The Collocator will be given ten (10) Business Days to comply with the requirements and/or remove the equipment from the collocation space if the equipment was already improperly collocated. If it is determined that the Collocator's equipment does not meet the minimum safety standards above, the Collocator must not collocate the equipment and will be responsible for removal of the equipment and all resulting damages if the equipment already was collocated improperly.

3.18.5 Collocation equipment or operating practices representing a significant demonstrable technical or physical threat to AT&T-22STATE personnel, network or facilities, including the Eligible Structure or those of others is strictly prohibited. Notwithstanding any other provision herein, the characteristics and methods of operation of any equipment or facilities placed in the Collocation space shall not create hazards for or cause damage to those facilities, the Collocation space, or the Eligible Structure in which the Collocation space is located; impair the privacy of any communications carried in, from, or through the Eligible Structure in which the Collocation space is located; or create hazards or cause physical harm to any individual or the public. Any of the foregoing would be in violation of this Attachment. Any and all disputes shall be governed by the GT&Cs of this Agreement.

3.19 Compliance Certification:

- 3.19.1 Subject to Section 27 of the GT&Cs of this Agreement, the Parties agree to comply with all applicable federal, state, county, local and administrative laws, rules, ordinances, regulations and codes in the performance of their obligations hereunder.

3.20 Re-Entry:

- 3.20.1 If the Collocator shall default in performance of any provision herein, and the default shall continue for sixty (60) calendar days after receipt of AT&T-22STATE's written Notice, or if the Collocator is declared bankrupt or insolvent or makes an assignment for the benefit of creditors, AT&T-22STATE may, immediately or at any time thereafter, without notice or demand, enter and repossess the Dedicated Space, expel the Collocator and any claiming under the Collocator, remove the Collocator's property and dispose of such abandoned equipment. Also, services provided pursuant to this Attachment will be terminated without prejudice to any other remedies.

- 3.20.2 AT&T-22STATE may also refuse additional applications for service and/or refuse to complete any pending orders for additional space or service for the Collocator at any time after sending the Notice required by the preceding Section.

3.20.3 Limitations:

- 3.20.3.1 AT&T-22STATE is not obligated to purchase additional plant or equipment, relinquish occupied space or facilities (unless there is obsolete equipment and Collocator requests it be removed or its removal is ordered by the Commission), to undertake the construction of new building quarters or to construct building additions or substantial improvements to the CO infrastructure of existing quarters in order to satisfy a request for space or the placement of additional equipment or facilities by a Collocator. However, when planning renovations of existing facilities or constructing or leasing new facilities, AT&T-22STATE would take into account projected demand for Collocation of equipment. Subject to space availability and technical feasibility, AT&T-22STATE will ensure that the Collocator is provided Collocation space at least equal in quality to that provided to AT&T-22STATE, its Affiliates or other Parties to which it provides interconnection.

3.21 Dedicated Space Use and Access:

- 3.21.1 AT&T-22STATE voluntarily allows Collocator via the AT&T-22STATE AIS to place ancillary equipment and facilities, including cross-connect and other simple frames, routers, portable test equipment, equipment racks and bays, and other ancillary equipment and facilities on a non-discriminatory basis, only if AT&T-22STATE and Collocator mutually agree to such placement, in AT&T-22STATE's Premises solely to support and be used with equipment that the Collocator has legitimately collocated in the same premises.
- 3.21.2 AT&T-22STATE does not assume any responsibility for the installation, furnishing, designing, engineering, or performance of the Collocator's equipment and facilities.
- 3.21.3 When the Collocator's Collocation arrangement is within the Eligible Structure, the Collocator may not provide its own DC power plant equipment (with rectifiers or chargers and batteries) or AC power backup equipment (e.g., Uninterruptible Power System with batteries, or standby engine). AT&T-22STATE will provide the necessary backup power to help protect against power outages.
- 3.21.4 Consistent with the environment and purpose of the Dedicated Space, the Collocator shall not use the Dedicated Space for office, retail, marketing, or sales purposes. No signage or marking of any kind by the Collocator shall be permitted on the Eligible Structure or on AT&T-22STATE grounds surrounding the Eligible Structure in which the Dedicated Space is located excluding the Emergency contact information that the Collocator is required to place on the inside of its Dedicated Space. Unauthorized use of equipment, supplies or other property by Collocator, whether or not used routinely to provide telephone service will be strictly prohibited and handled appropriately. Costs associated with such unauthorized use may be charged to the Collocator, as may be all associated investigative costs.

3.21.5 Physical Collocation: AT&T-22STATE will not delay a Physical Collocator employee's entry into an Eligible Structure containing its collocated equipment or its access to its collocated equipment. AT&T-22STATE will provide the Physical Collocator with reasonable access to restroom facilities and parking. All access is provided subject to compliance by the Collocator's employees and AT&T-22STATE AISs with AT&T-22STATE's policies and practices pertaining to fire, safety and security (e.g. the Collocator must comply with 4.10 below of this Attachment).

3.22 Pre-visits for Physical Collocation Only:

3.22.1 In order to permit reasonable access during construction of the Physical Collocation space, the Physical Collocator may submit a request for its one (1) free accompanied site visit to its designated Physical Collocation space at any time subsequent to AT&T-22STATE's receipt of the BFFO. In the event the Physical Collocator desires access to its designated Physical Collocation Space after the first accompanied free visit and the Physical Collocator's access request form(s) has not been approved by AT&T-22STATE or the Physical Collocator has not yet submitted an access request form to AT&T-22STATE, the Physical Collocator shall be permitted to access the Physical Collocation space accompanied by a AT&T-22STATE security escort, at the Physical Collocator's expense, which will be assessed pursuant to the Security Escort fees contained in the Pricing Schedule. If any travel expenses are incurred, the Physical Collocator will be charged for the time AT&T-22STATE employees spend traveling per the rates listed in the Pricing Schedule. The Physical Collocator must request that escorted access be provided by AT&T-22STATE to the Physical Collocator's designated Collocation space at a mutually agreed to time. An AT&T-22STATE security escort will be required whenever the Physical Collocator or its approved agent or AT&T-22STATE AIS requires access to the entrance manhole. AT&T-22STATE will wait for one-half (1/2) hour after the scheduled escort time to provide such requested escort service and the Physical Collocator shall pay for such half-hour charges in the event Collocator's employees, approved agent, AT&T-22STATE AIS or Guest(s) fails to show up for the scheduled escort appointment.. Prospective Collocator will not be allowed to take photographs, make copies of AT&T-22STATE site-specific drawings or make any notations.

3.22.2 The Physical Collocator agrees to comply promptly with all laws, ordinances and regulations affecting the use of the Dedicated Space. Upon the discontinuance of service, the Physical Collocator shall surrender the Dedicated Space or land for an adjacent structure to AT&T-22STATE, in the same condition as when first occupied by the Physical Collocator, except for ordinary wear and tear.

3.22.3 AT&T-22STATE will not accept delivery of nor responsibility for any correspondence and/or equipment delivered to the Physical Collocator at the Eligible Structure. However, through agreement between AT&T-22STATE and the Physical Collocator, a Physical Collocator may make arrangements for receipt and/or securing of its equipment at the Eligible Structure by Physical Collocator's personnel and/or AT&T-22STATE AIS.

3.22.4 Upkeep of Physical Collocation Arrangement:

3.22.4.1 The Physical Collocator shall be responsible for the general upkeep and cleaning of the Physical Collocation Arrangement. The Physical Collocator shall be responsible for removing any of Physical Collocator's debris from the Physical Collocation Arrangement and the surrounding area on each visit.

3.23 Security Cards for Physical Collocation:

3.23.1 The Physical Collocator's employees and AT&T-22STATE AIS shall be permitted access to its collocated equipment seven (7) days a week, twenty-four (24) hours a day without a security escort. The Physical Collocator shall provide AT&T-22STATE with notice at the time of dispatch of its own employee or AT&T-22STATE AIS to an Eligible Structure in accordance with applicable AT&T CLEC Online Handbook requirements.

3.23.2 The Physical Collocator will be required to submit a complete and accurate request form for Security Cards, access, keys and/or ID cards (also known as "Access Devices"), for the Physical Collocator's employee and AT&T-22STATE AIS utilizing the appropriate request forms located on AT&T's CLEC Online website. The

Physical Collocator must submit to AT&T-22STATE the completed form for all employees and AIS requiring access to AT&T-22STATE's Premises at least thirty (30) calendar days prior to the date the Physical Collocator desires to gain access to the Collocation space.

3.23.2.1 In an emergency or other extenuating circumstances (but not in the normal course of business), the Physical Collocator may request that AT&T-22STATE expedite the issuance of the access keys/cards and/or ID cards, and AT&T-22STATE will issue them as soon as reasonably practical. There may be an additional charge for such expedited requests as reflected in the Pricing Schedule.

3.23.3 Any access key/cards and/or ID cards provided by AT&T-22STATE to the Physical Collocator for its employees and AT&T-22STATE AIS may not be duplicated under any circumstances.

3.23.4 The Physical Collocator agrees to be responsible for all Access Devices issued to the Physical Collocator for its employees and AT&T-22STATE AIS contracted by the Collocator to perform work on the Collocator's behalf. The Physical Collocator is responsible for the return of all Access Devices in the possession of the Physical Collocator's employees and AT&T-22STATE AIS after termination of the employment relationship. The contractual obligation with the Physical Collocator ends, upon the termination of this Agreement, or upon the termination of occupancy of Collocation space in a specific AT&T-22STATE Premises.

3.23.5 Lost or Stolen Access Devices:

3.23.5.1 The Physical Collocator shall immediately notify AT&T-22STATE in writing when any of its Access Devices have been lost or stolen. If it becomes necessary for AT&T-22STATE to re-key buildings or deactivate an Access Device as a result of a lost or stolen Access Device(s) or for failure of the Physical Collocator's employees, and AT&T-22STATE AIS to return an Access Device(s), the Physical Collocator shall pay for the costs of re-keying the building or deactivating the Access Device(s).

3.23.6 Rates and charges for access keys/cards are found in the Pricing Schedule.

3.23.7 Threat to Personnel, Network or Facilities:

3.23.8 Regarding safety, Collocator's equipment or operating practices representing a significant demonstrable technical or physical threat to AT&T-22STATE's personnel, network or facilities, including the Eligible Structure, or those of others are strictly prohibited.

3.24 Interference or Impairment:

3.24.1 Regarding safety and notwithstanding any other provision hereof, the characteristics and methods of operation of any equipment or facilities placed in the Dedicated Space shall not create hazards for or cause damage to those facilities, the Dedicated Space, or the Eligible Structure in which the Dedicated Space is located; impair the privacy of any communications carried in, from, or through the Eligible Structure in which the Dedicated Space is located; or create hazards or cause physical harm to any individual or the public. Any of the foregoing would be in violation of this Attachment.

3.25 Personal Property and Its Removal:

3.25.1 In accordance with and subject to the conditions of this Attachment, the Physical Collocator may place or install in or on the Dedicated Space such personal property or fixtures ("Property") as are needed for the purpose of Physical Collocation. Property placed by the Physical Collocator in the Dedicated Space shall not become a part of the Dedicated Space even if nailed, screwed or otherwise fastened to the Dedicated Space. Such Property must meet AT&T-22STATE standards for flame and smoke ratings, e.g., no combustibles. Such Property shall retain its status as personal and may be removed by the Physical Collocator at any time. Any damage caused to the Collocation Arrangement by the Physical Collocator's employees, AT&T-22STATE AIS, agents or Guests during the installation or removal of such property shall be promptly repaired by the Physical Collocator at its sole expense.

3.26 Alterations:

3.26.1 Under no condition shall the Physical Collocator or any person acting on behalf of the Physical Collocator make any rearrangement, modification, augment, improvement, addition, and/or other alteration which could affect in any way space, power, HVAC, and/or safety considerations to the Collocation Space or the **AT&T-22STATE** Premises, hereinafter referred to individually or collectively as "Alterations", without the expressed written consent of **AT&T-22STATE**, which shall not be unreasonably withheld. The cost of any such Alteration shall be paid by Collocator. An Alteration shall require the submission of the appropriate Subsequent Application and/or Augment and will result in the assessment of the applicable application fee associated with the type of alteration requested.

3.27 Maintenance:

3.27.1 **AT&T-22STATE** shall maintain the exterior of the Eligible Structure and grounds, and all entrances, stairways, passageways, and exits used by the Physical Collocator to access the Dedicated Space.

3.27.2 **AT&T-22STATE** shall maintain the Eligible Structure for customary building services, utilities (excluding telephone facilities), including janitorial and elevator services in the common areas.

3.27.3 In Controlled Environmental Vault (CEV), huts and cabinets where Physical Collocation space is not available, a Collocator may opt for Virtual Collocation wherein **AT&T-22STATE** maintains and repairs the virtually collocated equipment as described in 16.0 below following and consistent with the rates, terms and conditions as provided for throughout this entire Attachment. **AT&T-22STATE** may at its option, elect to offer this maintenance alternative in one or more of its COs, and in one or more of its CEVs, huts and cabinets where Physical Collocation space is available.

3.28 Equipment Staging and Storage:

3.28.1 No storage or staging area will be provided outside of the licensed space. Collocation areas may not be used for office administrative space (e.g., filing cabinet, desk, etc.). Fire standards and regulations prohibit the storage of flammable material, e.g., cardboard boxes, paper, packing material, etc. Safety standards prohibit the storage of chemicals of any kind (Refer to Interconnector's Guide for Physical Collocation via the AT&T CLEC Online website).

3.29 **AT&T-22STATE** AIS Requirements:

3.29.1 Collocator shall select a supplier which has been approved as an **AT&T-22STATE** AIS to perform all engineering and installation work. The Collocator's **AT&T-22STATE** AIS must follow and comply with all of **AT&T-22STATE**'s specifications and the following **AT&T-22STATE** Technical Requirements and/or publications, as appropriate: TP-76300, TP-76900, TP-76200, and TP-76400. Unless the **AT&T-22STATE** AIS has met the requirements for all of the required work activities, Collocator must use the applicable **AT&T-22STATE** AIS for the work activities associated with transmission equipment, switching equipment and power equipment. The list of **AT&T-22STATE** AIS is available on AT&T CLEC Online website. The Collocator's **AT&T-22STATE** AIS shall be responsible for installing Collocator's equipment and associated components, performing operational tests after installation is complete and notifying **AT&T-22STATE**'s equipment engineers and Collocator upon successful completion of the installation and any associated work. When an **AT&T-22STATE** AIS is used by Collocator, the **AT&T-22STATE** AIS shall bill Collocator directly for all work performed for Collocator. **AT&T-22STATE** shall have no liability for or responsibility to pay, such charges imposed by Collocator's **AT&T-22STATE** AIS. **AT&T-22STATE** shall make available its supplier approval program to Collocator or any supplier proposed by Collocator and will not unreasonably withhold approval. All work performed by or for Collocator shall conform to generally accepted industry standards.

3.30 Construction Notification:

3.30.1 **AT&T-22STATE** will notify the Physical Collocator prior to the scheduled start dates of all major construction activities (including power additions or modifications) in the general area of the Collocator's Dedicated Space with potential to disrupt the Collocator's services. **AT&T-22STATE** will provide such notification to the Collocator at least twenty (20) Business Days before the scheduled start date of such major construction

activity. **AT&T-22STATE** will inform the Collocator as soon as practicable by telephone of all emergency-related activities that **AT&T-22STATE** or its subcontractors are performing in the general area of the Collocator's Dedicated Space, or in the general area of the AC and DC power plants which support the Collocator's equipment. If possible, notification of any emergency-related activity will be made immediately prior to the start of the activity so that the Collocator may take reasonable actions necessary to protect the Collocator's Dedicated Space.

3.31 Eligible Structure List:

3.31.1 **AT&T-22STATE** shall maintain publicly available documents on AT&T CLEC Online website, indicating its Eligible Structures, if any, that have no space available for Physical Collocation. **AT&T-22STATE** will update this document within ten (10) calendar days of the date at which an Eligible Structure runs out of such Collocation space.

3.31.2 **AT&T-22STATE** will remove obsolete unused equipment from its Eligible Structures that have no space available for Collocation upon reasonable request by a Collocator or upon order of the Commission. **AT&T-22STATE** shall reserve space for switching, MDF and Digital Cross Connect System (DCS) to accommodate access line growth.

3.32 Legitimately Exhausted:

3.32.1 Before **AT&T-22STATE** may make a determination that space in an Eligible Structure is Legitimately Exhausted, **AT&T-22STATE** must have removed all unused obsolete equipment from the Eligible Structure, if requested by CLEC or required by the Commission, and made such space available for Collocation. Removal of unused obsolete equipment shall not cause a delay in **AT&T-22STATE**'s response to a Collocator's application or in provisioning Collocation arrangements. **AT&T-22STATE** may reserve space for transport equipment for the current year plus two (2) years. Additionally, **AT&T-22STATE** may not reserve space for equipment for itself, or advanced or interLATA services Affiliates or other Affiliates of **AT&T-22STATE** or for future use by **AT&T-22STATE** or its Affiliates under conditions that are more favorable than those that apply to other Telecommunications Carriers seeking to reserve Collocation space for their own use. **AT&T-22STATE** may reserve space for switching, power, MDF, and DCS up to anticipated customer growth except as may be restricted in the AT&T CLEC Online Handbook. Additional information is available in the AT&T CLEC Online Handbook.

3.33 **AT&T-22STATE**'s Right of Access:

3.33.1 **AT&T-22STATE**, its employees, and other **AT&T-22STATE** authorized persons shall have the right to enter Dedicated Space at any reasonable time on three (3) calendar days advance notice (unless otherwise negotiated by the Parties) of the time and purpose of the entry to examine its condition, make repairs required to be made by **AT&T-22STATE** hereunder, and for any other purpose deemed reasonable by **AT&T-22STATE**.

3.33.2 **AT&T-22STATE** may access the Dedicated Space for purpose of averting any threat of harm imposed by the Physical Collocator or its equipment or facilities upon the operation of **AT&T-22STATE** equipment, facilities and/or personnel located outside of the Dedicated Space without such advance notice; in such case, **AT&T-22STATE** will notify the Collocator by telephone of that entry and will leave written notice of entry in the Dedicated Space. If routine inspections are required, they shall be conducted at a mutually agreeable time.

3.34 Physical Collocator's Equipment, Facilities & Responsibilities:

3.34.1 In their Physical Collocation arrangement, the Physical Collocator is solely responsible for the design, engineering, testing, performance and maintenance of the Telecommunications Equipment and facilities used in the Dedicated Space. The Physical Collocator will be responsible for servicing, supplying, repairing, installing and maintaining the following within the Dedicated Space:

3.34.1.1 Its fiber optic cable(s) or other permitted transmission media as specified in Section 16.0;

3.34.1.2 Its equipment;

- 3.34.1.3 Interconnection facilities between the Physical Collocator's equipment area and **AT&T-22STATE**'s designated demarcation;
- 3.34.1.4 DC power delivery cabling between the Physical Collocator's equipment area and **AT&T-22STATE**'s designated power source;
- 3.34.1.5 Required point of termination cross connects in the Dedicated Space;
- 3.34.1.6 If CLEC chooses to use a POT frame, POT frame maintenance, including replacement power fuses and circuit breaker restoration, to the extent that such fuses and circuit breakers are within the Dedicated Space;
- 3.34.1.7 The connection cable and associated equipment which may be required within the Dedicated Space(s).
- 3.34.2 **AT&T-22STATE** neither accepts nor assumes any responsibility whatsoever in any of the areas in this Section 3.35 headed Physical Collocator's Equipment, Facilities & Responsibilities.
- 3.35 Virtual Collocator Equipment, Facilities & Responsibilities:
 - 3.35.1 The Virtual Collocator's **AT&T-22STATE** AIS will install no later than two (2) Business Days prior to the scheduled turn-up of the Virtual Collocator's equipment, at its expense, all facilities and equipment required to facilitate Interconnection under section 251(c)(2) or access to **AT&T-22STATE**'s 251(c)(3) UNEs. The Virtual Collocator's virtually collocated equipment will be maintained by **AT&T-22STATE**. The Collocator will, at its expense, provide the following:
 - 3.35.1.1 Its fiber optic cable(s) or other permitted transmission media as specified in Section 16.0;
 - 3.35.1.2 Its equipment;
 - 3.35.1.3 Interconnection facilities between the Collocator's equipment area and **AT&T-22STATE**'s designated demarcation;
 - 3.35.1.4 DC power delivery cabling between the Collocator's equipment and **AT&T-22STATE**'s designated power source;
 - 3.35.1.5 All plug-ins and/or circuit packs (working, spare, and replacements);
 - 3.35.1.6 All unique tools and test equipment;
 - 3.35.1.7 Any ancillary equipment and cabling used for remote monitoring and control;
 - 3.35.1.8 Any technical publications and updates associated with all Collocator-owned and provided equipment;
 - 3.35.1.9 All training as described in Section 4.11.3 below.
 - 3.35.1.10 The Virtual Collocator will provide, at its expense, replacements for any recalled, obsolete, defective or damaged facilities, equipment, plug-ins, circuit packs, unique tools, test equipment, or any other item or material provided by the Virtual Collocator for placement in/on **AT&T-22STATE** property. Suitable replacements are to be immediately provided to **AT&T-22STATE** to restore equipment.
 - 3.35.1.11 The Virtual Collocator will provide at least the minimum number of usable equipment spares specified by the manufacturer. Replacements must be delivered to **AT&T-22STATE** CO using the equipment spare within five (5) calendar days of notification that a spare was used or tested defective.
 - 3.35.1.12 For the disconnection of circuits, the Virtual Collocator will provide all circuit information no later than two (2) Business Days prior to the scheduled disconnection of the Virtual Collocator's circuit.

4.0 **Limitation of Liability**

- 4.1 Except as otherwise provided herein, Limitation of Liability will be governed by the GT&Cs of this Agreement.

- 4.1.1 Both AT&T-22STATE and the Collocator shall be indemnified and held harmless by the other against claims and damages by any Third Party arising from provision of the other ones' services or equipment, except those claims and damages directly associated with the provision of services to each other which are governed by the provisioning Party's applicable agreements.
- 4.2 Third Parties: The Parties acknowledge the following: that AT&T-22STATE is required by law to provide space in and access to its Eligible Structures to certain other persons or entities ("Others"), which may include competitors of the Collocator; that such space may be close to the Collocation Space, possibly including space adjacent to the Collocated Space and with access to the outside of the Collocated Space within the Collocation area; and that if caged, the cage around the Dedicated Space is a permeable boundary that will not prevent the Others from observing or even damaging the Collocator's equipment and facilities.
- 4.3 In addition to any other applicable limitation, neither AT&T-22STATE nor the Collocator shall have any liability with respect to any act or omission by any other, regardless of the degree of culpability of any other, except in instances involving gross negligence or willful actions by either AT&T-22STATE or the Collocator or its agents or employees.
- 4.4 The CLEC will be responsible for any and all damages resulting from any harm to AT&T-22STATE's or other CLEC's premises, or any outage in AT&T-22STATE's or other CLEC's network, which is a result of the installation, operation, or maintenance of the CLEC's equipment, including but not limited to from any defect in CLEC's equipment or its installation, operation, or maintenance, or resulting from the actions or inaction, willful, or negligent, of the CLEC's employees, suppliers, or contractors.
- 4.5 Force Majeure Events shall be governed by the GT&Cs of this Agreement.
- 4.6 Insurance:
- 4.6.1 Except as otherwise provided herein, Insurance will be governed by the GT&Cs of this Agreement with the liability limits therein specific to Collocation.
- 4.6.2 A certificate of insurance stating the types of insurance and policy limits provided the Collocator must be received prior to commencement of any work. If a certificate is not received, AT&T-22STATE will notify the Collocator, and the Collocator will have five (5) Business Days to cure the deficiency. If the Collocator does not cure the deficiency within five (5) Business Days, Collocator hereby authorizes AT&T-22STATE, and AT&T-22STATE may, but is not required to, obtain insurance on behalf of the Collocator as specified herein. AT&T-22STATE will invoice Collocator for the costs incurred to so acquire insurance.
- 4.6.3 The Collocator shall also require all AT&T-22STATE AIS who may enter the Eligible Structure for the performance of work on their behalf to maintain the same insurance requirements.
- 4.7 Self-Insured:
- 4.7.1 Self-insurance in lieu of the insurance requirements listed preceding Section 4.6 above shall be permitted if the Collocator 1) has a tangible net worth of fifty (50) million dollars or greater, and 2) files a financial statement annually with the Securities and Exchange Commission and/or having a financial strength rating of 4A or 5A assigned by Dun & Bradstreet. The ability to self-insure shall continue so long as the Collocator meets all of the requirements of this Section. If the Collocator subsequently no longer satisfies this Section, the coverage requirements in the GT&Cs Insurance Section will immediately apply.
- 4.8 Indemnification of AT&T-22STATE:
- 4.8.1 Except as otherwise provided herein, Indemnification is governed by the GT&Cs of this Agreement.
- 4.9 Casualty Loss:
- 4.9.1 Damage to Collocation Space:
- 4.9.1.1 If the Collocation Space is damaged by fire or other casualty that is not the result of the Collocator's or Collocator's AT&T-22STATE AIS actions or those of a Third Party as hereinafter described, and (1) the Collocation Space is not rendered untenable in whole or in part, AT&T-22STATE shall repair the same at its expense and the monthly charge shall not be abated, or (2) the Collocation Space is rendered untenable in whole or in part and such damage or destruction

can be repaired within ninety (90) Business Days, AT&T-22STATE has the option to repair the Collocation Space at its expense and the monthly charges shall be proportionately abated while the Collocator was deprived of the use. If the Collocation Space cannot be repaired within ninety (90) Business Days, or AT&T-22STATE opts not to rebuild, then AT&T-22STATE shall notify the Collocator within thirty (30) Business Days following such occurrence that the Collocator's use of the Collocation Space will terminate as of the date of such damage. Upon the Collocator's election, subject to space availability and technical feasibility, AT&T-22STATE must provide to the Collocator, a comparable substitute Collocation arrangement at another mutually agreeable location at the applicable non-recurring charges for that arrangement and location.

- 4.9.1.2 Any obligation on the part of AT&T-22STATE to repair the Dedicated Space shall be limited to repairing, restoring and rebuilding the Dedicated Space as prepared for the Collocator by AT&T-22STATE.

4.10 Damage to Eligible Structure:

- 4.10.1 Notwithstanding that the Collocator's Collocation Space may be unaffected thereby, in the event that the Eligible Structure in which the Collocation Space is located shall be so damaged by fire or other casualty that closing, demolition or substantial alteration or reconstruction of the Eligible Structure shall, in AT&T-22STATE's opinion be advisable, AT&T-22STATE, at its option, may terminate services provided via this Attachment. AT&T-22STATE shall provide the Collocator ten (10) Business Days prior written notice of termination within thirty (30) Business Days following the date of such occurrence, if possible.

4.11 Security:

- 4.11.1 AT&T-22STATE may impose the following reasonable security measures on Collocator to assist in protecting its network and equipment from harm. AT&T-22STATE may use security measures expressly allowed by the FCC. In addition, AT&T-22STATE may impose security arrangements as stringent as the security arrangements AT&T-22STATE maintains at its own Eligible Structures either for its own employees or for authorized contractors. To the extent security arrangements are more stringent for one group than the other, AT&T-22STATE may impose the more stringent requirements. AT&T-22STATE will not impose discriminatory security requirements that result in increased Collocation costs without the concomitant benefit of providing necessary protection of AT&T-22STATE's equipment. Neither Party will use any information collected in the course of implementing or operating security arrangements for any marketing or other purpose in aid of competing with the other Party.
- 4.11.2 Collocator will conduct background checks of its employee and/or the AT&T-22STATE AIS who will have access to the Collocation space. Such background checks will include but are not to be limited to criminal background checks for offenses involving theft or damage to property, and a check of FBI listings of known or suspected terrorists.
- 4.11.3 Collocator shall provide its employees and/or the AT&T-22STATE AIS with picture identification, which must be worn and visible at all times while in Collocator's Collocation space or other areas in or around the AT&T-22STATE Premises. The photo identification card shall bear, at a minimum, the employee's name and photo and Collocator's name. AT&T-22STATE reserves the right to remove from an AT&T-22STATE Premises any employee of Collocator not possessing identification issued by Collocator or who has violated any of AT&T-22STATE's policies as outlined in the CLEC Security Training documents.
- 4.11.3.1 Collocator technicians will be security-qualified by the Collocator and will be required to be knowledgeable of AT&T-22STATE's security standards. Collocator personnel and technicians will undergo the same level of security training or its equivalent that AT&T-22STATE's own employees and authorized contractors must undergo. AT&T-22STATE will not, however, require Collocator to receive security training from AT&T-22STATE, but will provide information to Collocator on the specific type of training required. Collocator can then provide its employees with its own security training.

- 4.11.3.2 Collocator and AT&T-22STATE will each establish disciplinary procedures up to and including dismissal or denial of access to the Eligible Structure and other property of AT&T-22STATE for certain specified actions that damage, or place the equipment, facilities, or the network or personnel of the Collocator or AT&T-22STATE in jeopardy. The following are actions that could damage or place the Eligible Structure, or the network or the personnel of the Collocator or AT&T-22STATE in jeopardy and may justify disciplinary action up to and including dismissal or the denial of access to the Eligible Structure and other AT&T-22STATE property:
- 4.11.3.2.1 Theft or destruction of AT&T-22STATE's or Collocator's property;
 - 4.11.3.2.2 Use/sale or attempted use/sale of alcohol or illegal drugs on AT&T-22STATE property;
 - 4.11.3.2.3 Threats or violent acts against other persons on AT&T-22STATE property;
 - 4.11.3.2.4 Knowing violations of any local, state or federal law or the requirements of this Agreement on AT&T-22STATE property;
 - 4.11.3.2.5 Permitting unauthorized persons access to AT&T-22STATE or Collocator's equipment on AT&T-22STATE property; and
 - 4.11.3.2.6 Carrying a weapon on AT&T-22STATE property
- 4.11.3.3 In addition, AT&T-22STATE reserves the right to interview Collocator's employees, agents, suppliers, or Guests in the event of wrongdoing in or around an AT&T-22STATE Premises or involving AT&T-22STATE's or another Collocated Telecommunications Carrier's property or personnel, provided that AT&T-22STATE shall provide reasonable notice to Collocator's Security representative of such interview. Collocator and its employees, agents, suppliers, or Guests shall reasonably cooperate with AT&T-22STATE's investigation into allegations of wrongdoing or criminal conduct committed by, witnessed by, or involving Collocator's employees, agents, suppliers, or Guests. Additionally, AT&T-22STATE reserves the right to bill Collocator for all reasonable costs associated with investigations involving its employees, agents, suppliers, or Guests if it is established and mutually agreed in good faith that Collocator's employees, agents, suppliers, or Guests are responsible for the alleged act(s). Collocator and AT&T-22STATE will take appropriate disciplinary steps as determined by each Party to address any violations reported by AT&T-22STATE or the Collocator.
- 4.11.3.4 AT&T-22STATE may use reasonable security measures to protect its equipment. In the event AT&T-22STATE elects to erect an interior security partition in a given Eligible Structure to separate its equipment, AT&T-22STATE may recover the costs of the partition in lieu of the costs of other reasonable security measures if the partition costs are lower than the costs of any other reasonable security measure for such Eligible Structure. In no event shall a Collocator be required to pay for both an interior security partition to separate AT&T-22STATE's equipment in an Eligible Structure and any other reasonable security measure for such Eligible Structure. If AT&T-22STATE elects to erect an interior security partition and recover the cost, it must demonstrate to the Physical Collocator that other reasonable security methods cost more than an interior security partition around AT&T-22STATE's equipment at the time the price quote is given.
- 4.11.3.4.1 AT&T-22STATE's construction of an interior security partition around its own equipment shall not interfere with a CLEC's access to its equipment, including equipment Collocated directly adjacent to AT&T-22STATE's equipment. AT&T-22STATE's construction of an interior security partition around its own equipment shall not impede a Telecommunications Carrier's ability to Collocate within AT&T-22STATE's space. To the extent that AT&T-22STATE is required to install additional security measures within its interior security partition because a CLEC

has access to its own equipment within the area, such security measures shall be constructed and maintained at AT&T-22STATE's expense.

- 4.11.3.4.2 AT&T-22STATE's enclosure of its own equipment will not unreasonably increase a CLEC's cost nor shall it result in duplicative security costs. The cost of an interior security partition around AT&T-22STATE's equipment cannot include any embedded costs of any other security measures for the Eligible Structure.

5.0 Collocation Space

5.1 Use of Collocation Space:

5.1.1 Nature of Use – Equipment Permitted to be Collocated

- 5.1.1.1 Equipment is considered necessary for Interconnection if an inability to deploy that equipment would, as a practical, economic, or operations matter, preclude the Collocator from obtaining Interconnection with AT&T-22STATE at a level equal in quality to that which AT&T-22STATE obtains within its own network or AT&T-22STATE provides to an Affiliate, subsidiary, or other Party.
- 5.1.1.2 Equipment is considered necessary for access to a 251(c)(3) UNE if an inability to deploy that equipment would, as a practical, economic, or operational matter, preclude the Collocator from obtaining non-discriminatory access to that 251(c)(3) UNE.
- 5.1.1.3 Examples of equipment that would not be considered necessary include, but are not limited to: traditional circuit switching equipment, equipment used exclusively for call-related databases, computer servers used exclusively for providing information services, OSS equipment used to support collocated Telecommunications carrier network operations, equipment that generates customer orders, manages trouble tickets or inventory, or stores customer records in centralized databases, etc.
- 5.1.1.4 AT&T-22STATE will determine upon receipt of an application if the requested equipment is necessary based on the criteria established by the FCC. In order to make this determination, AT&T-22STATE may need to request additional information from Collocator. Collocator agrees to use its best efforts to provide such information to AT&T-22STATE in a timely manner.
- 5.1.2 Multi-functional equipment shall be deemed necessary for Interconnection or access to a 251(c)(3) UNE if, and only if, the primary purpose and function of the equipment (as the Collocator seeks to deploy it) meets either or both of the standards set forth above in this Section. For a piece of multi-functional equipment to be utilized primarily to obtain equal in quality Interconnection or non-discriminatory access to one or more 251(c)(3) UNEs, there also must be a logical connection or link between the additional functions the equipment would perform and the Telecommunication Services the Collocator seeks to provide to its End Users by means of the interconnection or 251(c)(3) UNE. The additional functions of the equipment that, as stand-alone functions, do not meet either of the standards set forth above in this Section must not cause the equipment to significantly increase the burden of AT&T-22STATE's property.

5.2 Demarcation Point - AT&T-22STATE

- 5.2.1 AT&T-22STATE will designate the point(s) of demarcation between Collocator's equipment and/or network facilities and AT&T-22STATE's network facilities. For DS0, DS1, DS3 and fiber terminations, AT&T-22STATE shall designate, provide and install demarcation point hardware on a per arrangement basis. Collocator shall utilize an AT&T-22STATE AIS Tier 1 to installing their interconnection cabling to the AT&T-22STATE designated demarcation point.
- 5.2.2 The Physical Collocator or its AT&T-22STATE AIS, must install, maintain and operate the equipment/facilities on its side of the demarcation point, and may self-provision cross-connects that may be required within its own Collocation Space to activate service requests.
- 5.2.3 The Virtual Collocator via its AT&T-22STATE AIS must install and operate the equipment/facilities on its side of the demarcation point, and may self-provision cross-connects that may be required within its own

Collocation Space to activate service requests. AT&T-22STATE will maintain the Virtual Collocation arrangement.

5.3 Types of Available Physical Collocation Arrangements:

5.3.1 AT&T-22STATE will make each of the arrangements outlined below available within its Eligible Structures in accordance with this Attachment and the AT&T CLEC On-line Collocation Handbook so that Collocator will have a variety of Collocation options from which to choose.

5.3.2 Caged Physical Collocation:

5.3.2.1 Caged Collocation option provides the Physical Collocator with an individual enclosure (not including a top). This enclosure is an area designated by AT&T-22STATE within an Eligible Structure to be used by the Physical Collocator for the sole purpose of installing, maintaining and operating the Physical Collocator-provided equipment for the purpose of Interconnection under section 251(c)(2) and access to 251(c)(3) UNEs. Accordingly, AT&T-22STATE will not provide the Physical Collocator with direct access to AT&T-22STATE's MDF, with the exception of the AT&T-22STATE's AIS Tier 1.

5.3.2.2 AT&T-22STATE will provide floor space, floor space site conditioning, cage common systems materials, cage preparation, and safety and security charges in increments of one (1) square foot. For this reason, the Physical Collocator will be able to order space and a cage enclosure in amounts as small as that sufficient to house and maintain a single rack or bay of equipment (minimum of fifty (50) square feet of caged space) and will ensure that the first Physical Collocator in an AT&T-22STATE Premises will not be responsible for the entire cost of site preparation and security.

5.3.2.3 At the Physical Collocator's option, the Collocator may elect to install its own enclosure, but must comply with all methods, procedures and guidelines followed by AT&T-22STATE in constructing such an arrangement. The Physical Collocator may provide a cage enclosure (which shall not include a top), cable rack and support structure inside the cage, lighting, receptacles, cage grounding, cage sign and door key set. In addition, terms and conditions for contractors performing cage construction activities as set forth following will apply.

5.3.3 Shared Caged Collocation:

5.3.3.1 AT&T-22STATE will provide Shared Caged Collocation as set forth in the AT&T CLEC Online Handbook. Two (2) or more Physical Collocators may initially apply at the same time to share a Caged Collocation space as set forth in 2.0 above. Charges to each Physical Collocator will be based upon the percentage of total space utilized by each Physical Collocator.

5.3.4 Guest-Host Collocation (Also known as Sub-Lease Collocation):

5.3.4.1 The Physical Collocator may allow other Telecommunications Carriers to share the Physical Collocator's caged Collocation space, pursuant to the terms and conditions agreed to by the Physical Collocator (Host) and the other Telecommunication Carriers (Guests) which must be consistent with the provisions contained in this Section and this Agreement, except where the AT&T-22STATE Premises is located within a leased space and AT&T-22STATE is prohibited by said lease from offering such an option to the Physical Collocator. AT&T-22STATE shall be notified in writing by the Physical Collocator upon the execution of any agreement between the Host and its Guest(s) prior to the submission of an application. Further, such notification shall include the name of the Guest(s), the term of the agreement, and a certification by the Physical Collocator that said agreement imposes upon the Guest(s) the same terms and conditions for Collocation space as set forth in this Attachment between AT&T-22STATE and the Physical Collocator. The term of the agreement between the Host and its Guest(s) shall not exceed the term of this Agreement between AT&T-22STATE and the Physical Collocator.

- 5.3.4.2 The Physical Collocator, as the Host, shall be the sole interface and the responsible Party to AT&T-22STATE for the assessment and billing of rates and charges contained within this Attachment and for the purposes of ensuring that the safety and security requirements of this Attachment are fully complied with by the Guest(s), the Guest(s) employees and agents. There will be a minimum charge of one (1) bay/rack per Host/Guest. In addition to the above, the Physical Collocator shall be the responsible Party to AT&T-22STATE for the purpose of submitting applications for initial and additional equipment placement for the Guest(s).
- 5.3.4.3 Notwithstanding the foregoing, the Guest(s) may submit service orders to AT&T-22STATE to request the provisioning of interconnecting facilities between AT&T-22STATE and the Guest(s), the provisioning of services, and/or access to Section 251(c)(3) UNEs. The bill for these interconnecting facilities, services and Section 251(c)(3) UNEs will be charged to the Guest(s) pursuant to the applicable the Guest's Interconnection Agreement with AT&T-22STATE.
- 5.3.5 Cageless Collocation:
- 5.3.5.1 AT&T-22STATE will provide cageless Collocation in any Collocation space that is supported by the existing Telecommunications infrastructure. AT&T-22STATE will provide space in single bay increments, including available space adjacent to or next to AT&T-22STATE's equipment as needed.
- 5.3.5.2 AT&T-22STATE shall allow the Physical Collocator to collocate the Physical Collocator's equipment and facilities without requiring the construction of a cage or similar structure.
- 5.3.5.3 Except where the Physical Collocator's equipment requires special technical considerations (e.g., special cable racking or isolated ground plane), AT&T-22STATE shall assign cageless Collocation arrangement in conventional equipment rack lineups where feasible. For equipment requiring special technical considerations, the Physical Collocator must provide the equipment layout, including spatial dimensions for such equipment pursuant to generic requirements contained in TP-76200, and shall be responsible for compliance with all special technical requirements associated with such equipment.
- 5.4 Adjacent On-Site Collocation:
- 5.4.1 Where Physical Collocation space within the AT&T-22STATE CO is Legitimately Exhausted AT&T-22STATE will permit the Physical Collocator to Physically Collocate on AT&T-22STATE's property in the Physical Collocator's adjacent structures similar to structures that AT&T-22STATE uses to house Telecommunication Equipment, to the extent Technically Feasible.
- 5.4.2 AT&T-22STATE and CLEC will mutually agree on the location of the designated space on AT&T-22STATE premises where the Adjacent Structure will be placed. AT&T-22STATE will not unreasonably withhold agreement as to the site desired by the Physical Collocator. Safety and maintenance requirements, zoning, future building expansion and other state and local regulations are all examples of reasonable grounds to withhold agreement as to the site desired by the Physical Collocator.
- 5.4.3 AT&T-22STATE will offer the following increments of power to the Adjacent Structure:
- 5.4.3.1 a standard offering of one-hundred (100) amps of AC power to the Adjacent Structure when CO Switchboard AC capacity exists or
- 5.4.3.2 DC power within two (2) cable options that allow increments of 2-100 (100A feed and 100B feed) Amp Power Feeds, 2-200 (200A feed and 200B feed) Amp Power Feeds, 2-300 (300A feed and 300B feed) Amp Power Feeds, and 2-400 (400A feed and 400B feed) Amp Power Feeds to the Adjacent Structure from the CO Power source.
- 5.4.4 At its option, the Physical Collocator may choose to provide its own AC and DC power to the Adjacent Structure.
- 5.4.5 AT&T-22STATE will provide Physical Collocation services to such Adjacent Structures, subject to the same requirements as other Collocation arrangements in this Attachment.

- 5.4.6 **AT&T-22STATE** shall permit the Physical Collocator to place its own equipment, including, but not limited to, copper cables, coaxial cables, fiber cables and Telecommunications Equipment, in adjacent facilities constructed by the Physical Collocator's **AT&T-22STATE** AIS. Accordingly, **AT&T-22STATE** will not provide the Physical Collocator's personnel or agents with direct access to **AT&T-22STATE**'s MDF, with the exception of the **AT&T-22STATE**'s AIS Tier 1.
- 5.4.7 The Physical Collocator shall be responsible for securing all required licenses and permits, the required site preparations and shall further retain responsibility for securing and/or constructing the Adjacent Structure and any building and site maintenance associated with the placement of such Adjacent Structure.
- 5.4.8 Regeneration is required for Collocation in an Adjacent Structure if the cabling distance between the Physical Collocator's POT bay or termination point located in an Adjacent Structure and **AT&T-22STATE**'s cross-connect bay exceeds American National Standards Institute, Inc. (ANSI) limitations. Regeneration is not required in any other circumstances except where the Physical Collocator specifically requests regeneration. Required regeneration and Physical Collocator requested regeneration will be provided at the Physical Collocator's expense.
- 5.4.9 In the event that interior space in an Eligible Structure becomes available, **AT&T-22STATE** will provide the option to the Physical Collocator to relocate its equipment from an Adjacent on-site facility into the interior space. In the event the Physical Collocator chooses to relocate its equipment into the interior space, appropriate charges applicable for Collocation within the Eligible Structure will apply.
- 5.4.10 If a Physical Collocator elects to provide an Adjacent On-Site Space Collocation as described above, when all available space for Physical Collocation is Legitimately Exhausted inside an **AT&T-22STATE** Eligible Structure, **AT&T-22STATE** will charge Planning Fees to recover the costs incurred to estimate the quotation of charges for the Collocator's Adjacent On-site Collocation arrangement request. Rates and charges are found in the Pricing Schedule. In addition, should the Collocator elect to have **AT&T-22STATE** provision an extension of DC Power Service from the Eligible Structure to the Adjacent Structure, a Collocator Interconnect Power Panel (CIPP) will be required.
- 5.4.11 Adjacent On-site Planning Fee
- 5.4.11.1 An initial Planning Fee will apply when a Collocator is requesting any Interconnection Terminations between the Collocator's Adjacent On-site structure and **AT&T-22STATE** on an initial or subsequent Adjacent On-site collocation application. This fee recovers the design route of the Interconnection Terminations as well as the design route of the power arrangement to the Collocator's Adjacent On-site structure.

5.5 Virtual Collocation:

- 5.5.1 Virtual Collocation for the purpose of Interconnection under section 251(c)(2) to **AT&T-22STATE** or access to **AT&T-22STATE** provided 251(c)(3) UNEs is ordered as set forth in **AT&T-22STATE**'s Interconnector's Collocation Services Handbook for Virtual Collocation. **AT&T-22STATE** will designate the location or locations within its wire centers, CEVs, huts and cabinets for the placement of all equipment and facilities associated with Virtual Collocation. Virtual Collocation does not involve the reservation of segregated CO or CEV, hut and Cabinet space for the use of Virtual Collocator. **AT&T-22STATE** will provide Virtual Collocation for the Virtual Collocator's comparable equipment as it provides to itself in the CO, wire center, CEV, hut or Cabinet, as the case may be, subject to the requirements of this Agreement.

6.0 Reports

6.1 Space Availability Report:

- 6.1.1 CLEC may request a space availability report prior to its application for Collocation space within **AT&T-22STATE**'s Eligible Structures. This report will specify the amount of Collocation space available at each requested Eligible Structure, the number of Collocators, and any modifications in the use of the space since the last report. The report will also include measures that **AT&T-22STATE** is taking to make additional space available for Collocation. CLEC may access the appropriate form for the space availability report on

the AT&T CLEC Online website. A space availability report does not reserve space at the **AT&T-22STATE** Premises for which the space availability report was requested by CLEC.

6.1.2 Fees for such reports are shown in the Pricing Schedule.

7.0 **Application Process**

7.1 **AT&T-22STATE** will provide Collocation arrangements in Eligible Structures on a "first-come, first-served" basis. To apply for a Dedicated Space in a particular Eligible Structure CLEC and **AT&T-22STATE** will follow the Collocation Application ("Application") process in the **AT&T-22STATE**'s Interconnector's Collocation Services Handbook at the AT&T CLEC Online website. The Collocator will provide a completed Application through the Collocation Application Web Portal via **AT&T-22STATE**'s CLEC Online website and will pay **AT&T-22STATE** an initial Planning/Application Fee as found in the Pricing Schedule.

7.1.1 Application for Multiple Methods of Collocation:

7.1.1.1 A Collocator wishing **AT&T-22STATE** to consider multiple methods for Collocation in an Eligible Structure on a single Application will need to include in each Application a prioritized list of its preferred methods of collocating, e.g., caged, cageless, or other, as well as adequate information, (e.g., specific layout requirements, cage size, number of bays, requirements relative to adjacent bays, etc.) for **AT&T-22STATE** to process the Application for each of the preferred methods. If a Collocator provides adequate information and its preferences with its Application, **AT&T-22STATE** would not require an additional Application, nor would the Collocator be required to restart the quotation interval should its first choice not be available in an Eligible Structure.

7.2 Complete and Accurate Application Review Process:

7.2.1 Upon receipt of the Collocator's complete and accurate Application and initial Planning/Application Fee payment, **AT&T-22STATE** will begin development of the quotation.

7.2.2 In responding to an Application request, if space and interconnection facilities are available and all other Collocation requirements are met, **AT&T-22STATE** shall advise the Collocator that its request for space is granted, confirm the applicable NRC and MRC rates and the estimated provisioning interval. **AT&T-22STATE** will not select for Collocator the type of Collocation to be ordered.

7.2.3 All applicable NRCs are required to be paid to **AT&T-22STATE** prior to the Collocation space being turned over to the Collocator. **AT&T-13STATE** processes the payment of the aforementioned NRCs in two installments: 50% of the applicable NRCs are due upon the Collocator's deliverance of the signed BFFO to **AT&T-13STATE** with the remaining 50% payment due two weeks prior to the Collocation space turnover. **AT&T SOUTHEAST REGION 9-STATE** will issue a bill for all applicable NRCs to the Collocator's after the Collocator's deliverance of the signed BFFO.

7.3 Space Unavailability Determination and Resolution:

7.3.1 In responding to an Application request if space is not available, **AT&T-22STATE** will notify the Collocator that its application for Collocation Space is denied due to the lack of space and no Application fee shall apply. If **AT&T-22STATE** knows when additional Collocation space may become available at the **AT&T-22STATE** CO requested by Collocator such information will be provided to Collocator in **AT&T-22STATE**'s written denial of Collocation Space. **AT&T-22STATE** in its denial will provide the Collocator with any other known methods of Collocation that may be available within the Eligible Structure that the Collocator's Application addressed. If the Collocator determines the alternative method of collocation meets their needs, the Collocator will be required to submit a new collocation application and pay the initial Planning Fee.

7.3.2 The notification will include a possible future space relief date, if applicable. At that time, any non-recurring charges collected with the Application, including the Planning Fee, will be returned to the Collocator. When **AT&T-22STATE**'s response includes an amount of space less than that requested by Collocator or space that is configured differently, no Application fee will apply. If Collocator decides to accept the available space, Collocator must resubmit its Application to reflect the actual space available including the

reconfiguration of the space. When Collocator resubmits its Application to accept the available space, AT&T-22STATE will bill the applicable Application/ Planning fee.

- 7.3.3 In the event of a denial, AT&T-22STATE will file a notice that the Collocator's request was denied with the Commission. When contested in support of its denial, AT&T-22STATE will concurrently submit to both the Commission and the Collocator, provided under seal and subject to proprietary protections, the following when applicable:

- 7.3.3.1 central office common language location identifier (CLLI),
- 7.3.3.2 the identity of the requesting Collocator,
- 7.3.3.3 amount of space requested by the Collocator
- 7.3.3.4 the total amount of space at the AT&T-22STATE premises
- 7.3.3.5 floor plan documentation (as provided for in the Space Availability Determination section of the Interconnector's Collocation Services Handbook)
- 7.3.3.6 identification of switch turnaround plans and other equipment removal plans and timelines, if any,
- 7.3.3.7 CO rearrangement/expansion plans, if any,
- 7.3.3.8 and description of other plans, if any, that may relieve space exhaustion.

- 7.3.4 In the event AT&T-22STATE denies a Collocator's request and the Collocator disputes the denial, the Collocator may request a tour of the Eligible Structure to verify space availability or the lack thereof. The request shall be submitted to AT&T-22STATE's designated representative in writing. Time limits established by the FCC must be respected. The inspection tour shall be scheduled as mutually agreeable.

- 7.3.5 Prior to the inspection tour, a "Reciprocal Non-disclosure Agreement" shall be signed by the designated AT&T-22STATE representative and the representative the Collocator, who will participate in the tour.

- 7.3.6 AT&T-22STATE will provide all relevant documentation to the Collocator including blueprints and plans for future facility expansions or enhancements, subject to executing the Reciprocal Non-disclosure Agreement. AT&T-22STATE's representative will accompany and supervise the Collocator agent on the inspection tour.

- 7.3.7 If the Collocator believes, based on the inspection tour of the Eligible Structure facilities, that the denial of Physical Collocation space is unsupportable, the Collocator agent shall promptly so advise AT&T-22STATE. The Collocator and AT&T-22STATE shall then each concurrently prepare a report detailing its own findings of the inspection tour. The Collocator and AT&T-22STATE reports shall be concurrently served on each other and submitted to the Commission no later than forty-five (45) calendar days following the filing of the request for space. The burden of proof shall be on AT&T-22STATE to justify the basis for any denial of collocation requests.

7.4 Revisions:

- 7.4.1 If a modification or revision is made to any information in the Application after AT&T-22STATE has provided the Application response and prior to a BFFO, with the exception of modifications to (1) Customer Information, (2) Contact Information or (3) Billing Contact Information, whether at the request of Collocator or as necessitated by technical considerations, the Application shall be considered a new Application and handled as a new Application with respect to the response and provisioning intervals. AT&T-22STATE will charge Collocator the appropriate Application/Augment fee associated with the level of assessment performed by AT&T-22STATE.

- 7.4.2 Once AT&T-22STATE has provided the BFFO/quote and CLEC has accepted and authorized AT&T-22STATE to begin construction, any further modifications and/or revisions must be made via a subsequent Collocation Application and the appropriate fees will apply.

7.5 Augments:

- 7.5.1 A request from a Collocator to add or modify space, equipment, and/or cable to an existing Collocation arrangement is considered an Augment. Such a request must be made via a complete and accurate Application.
- 7.5.2 Upon receipt of the Collocator's complete and accurate Application and Planning Fee payment, **AT&T-22STATE** will begin development of the Augment quotation. In responding to an Augment request, if power and/or Interconnection facilities are available and all other Collocation requirements are met, **AT&T-22STATE** shall advise the Collocator that its request is granted, confirm the applicable non-recurring and recurring rates and the estimated provisioning interval.
- 7.5.3 Several types of Augments are identified in the Collocation section of the AT&T CLEC Online website. Those Augments will have associated pricing within the Pricing Schedule. Examples are:
- 7.5.3.1 100 Copper cable pair connections
 - 7.5.3.2 28 DS1 connections and/or
 - 7.5.3.3 1 DS3 connections and/or
 - 7.5.3.4 24 fiber connections
- 7.6 For all Augments other than provided above, **AT&T-22STATE** will work cooperatively with Collocator to negotiate a mutually agreeable delivery interval. All intervals and procedures associated with Augment Applications can be found in **AT&T-22STATE**'s Interconnector's Collocation Services Handbook at the AT&T CLEC Online website.
- 7.7 Intervals for Interconnection & Power Cabling:
- 7.7.1 CLEC shall consult the AT&T CLEC On-Line Handbook for information regarding interval changes regarding Interconnection to and /or Power Cabling changes. CLEC must use an **AT&T-22STATE** AIS to establish Interconnection and/or Power cabling as outlined in the appropriate TP.

8.0 Augment Application

- 8.1 In the event Collocator or the Physical Collocator's Guest(s) desires to modify its use of the Collocation space in a CO after a BFFO, Collocator shall complete a new Application that contains all of the detailed information associated with a requested alteration of the Collocation space. The subsequent Application will be processed by **AT&T-22STATE** when it is complete and accurate, meaning that all of the required fields on the Subsequent Application have been completed with the appropriate type of information associated with the requested alteration. **AT&T-22STATE** shall determine what modifications, if any, to the **AT&T-22STATE** Premises are required to accommodate the change(s) requested by Collocator in the subsequent Application. Such modifications to the **AT&T-22STATE** Premises may include, but are not limited to, floor loading changes, changes necessary to meet HVAC requirements, changes to power plant requirements, equipment additions, etc.

9.0 Cancellation Prior to Due Date

- 9.1 In the event that the Collocator cancels its Collocation Application after **AT&T-22STATE** has begun preparation of the Telecommunications Infrastructure Space and Dedicated Space, but before **AT&T-22STATE** has been paid the entire amounts due under this Attachment, then in addition to other remedies that **AT&T-22STATE** might have, the Collocator shall be liable in the amount equal to the non-recoverable costs less estimated net salvage, the total of which is not to exceed the Preparation Charges. Non-recoverable costs include the non-recoverable cost of equipment and material ordered, provided or used; the non-recoverable cost of installation and removal, including the costs of equipment and material ordered, provided or used; labor; transportation and any other associated costs. Upon Collocator's request, **AT&T-22STATE** will provide the Collocator with a detailed invoice showing the costs it incurred associated with preparation.

10.0 Occupancy – Physical Collocation Only

- 10.1 Unless there are unusual circumstances, **AT&T-22STATE** will notify the Physical Collocator that the Dedicated Space is ready for occupancy after **AT&T-22STATE**'s completion of preparation of the Dedicated Space. All MRCs and NRCs will begin to accrue on the date that the Collocation space construction had been completed by **AT&T-**

22STATE ("Space Ready Date"), regardless of any failure by the Physical Collocator to complete its work or occupy the space.

- 10.2 After the Physical Collocator's receipt of such notice, the Physical Collocator shall request within fifteen (15) calendar days an acceptance walk-through of the Collocation space with AT&T-22STATE. The acceptance walk-through will be scheduled on a mutually agreed upon date. Any material deviations from mutually agreed Application specifications may be noted by the Physical Collocator as exceptions, which to qualify as exceptions, must be agreed to as exceptions by AT&T-22STATE. The agreed upon exceptions shall be corrected by AT&T-22STATE by a mutually agreed upon date. The correction of these exceptions shall be at AT&T-22STATE's expense. AT&T-22STATE will then establish a new Space Ready Date.
- 10.3 Upon completion of corrections described in Section 10.2, AT&T-22STATE will again notify the Physical Collocator that the Dedicated Space is ready for occupancy and the Parties will, upon Collocator's request, conduct a follow-up acceptance walk-through as set forth in this Section. This follow-up acceptance walkthrough will be limited to only those corrections identified and agreed to by the Parties in the initial walkthrough, as described in Section 10.2 above. If a follow-up acceptance walk-through is not requested by the Physical Collocator within 15 calendar days, the Space Ready Date shall be deemed to be the Delivery Date. If a follow-up acceptance walk-through is requested, but no continuing material exceptions are mutually agreed upon at the follow-up walk-through, the Delivery Date will be deemed to be the date of the follow-up acceptance walk-through. If a follow-up acceptance walk-through is requested, and material exceptions are mutually agreed upon at the follow-up walk-through, the Delivery Date will be deemed to be the date upon which the Physical Collocator accepts all corrections to such exceptions, which acceptance shall not be unreasonably withheld.
- 10.4 All charges to the Physical Collocator will begin to accrue on the Effective Billing Date, regardless of any failure by Collocator to complete its work or occupy the space. In the case of the termination of this Agreement prior to term, or the early termination of any Collocation services, AT&T-22STATE shall be entitled to full payment within thirty (30) calendar days of such expiration or termination for all services performed and expenses accrued or incurred that AT&T-22STATE is entitled to recover under the provisions of this Attachment for establishing such Collocation arrangement prior to such expiration or termination.
- 10.5 If the Physical Collocator cancels or abandons its Collocation space in any of AT&T-22STATE COs before AT&T-22STATE has recovered the full cost associated with providing that space to the Physical Collocator, the amount of any such remaining costs shall become immediately due and payable within thirty (30) calendar days after the Physical Collocator abandons that space.
- 10.6 The Physical Collocator shall notify AT&T-22STATE in writing that its Collocation equipment installation is complete. For purposes of this Section, the Collocator's Telecommunications Equipment is considered to be operational and Interconnected when it is connected to either AT&T-22STATE's network or interconnected to another Third Party Collocator's equipment that resides within the same structure, provided the Third Party Collocator's equipment is used for Interconnection with AT&T-22STATE's network or to obtain access to AT&T-22STATE's 251(c)(3) UNEs. For the purpose of this Attachment, AT&T-22STATE may refuse to accept any orders for cross-connects until it has received such notice from Physical the Collocator.
- 10.7 Early Space Acceptance:
- 10.7.1 If Physical Collocator decides to occupy the Collocation space prior to the Space Ready Date, the date Physical Collocator executes the Agreement for "Customer Access and Acceptance to Unfinished Collocation Space" is the date that will be deemed the space acceptance date and billing will begin from that date.
- 10.7.2 The Physical Collocator will, whenever possible, place its Telecommunications Equipment in the Collocation space within thirty (30) calendar days of space turnover. Operational Telecommunications Equipment must be placed in the Dedicated Space and interconnected to AT&T-22STATE's network pursuant to Section 251(c)(2) or used to obtain access to AT&T-22STATE 251(c)(3) UNEs within one hundred eighty (180) calendar days after receipt of Notice that AT&T-22STATE has completed its work as required by the complete and accurate Collocation Application.

10.8 Reclamation of Dedicated Space:

- 10.8.1 If the Physical Collocator fails to place operational Telecommunications Equipment in the Dedicated Space to Interconnect with AT&T-22STATE to obtain access to AT&T-22STATE 251(c)(3) UNEs meeting all the requirements of Section 5.1 above and 10.7 above and the space is needed to meet customer demand (filed application for space, accompanied by all fees) for another Collocator or to avoid construction of a building addition, then AT&T-22STATE has the right to reclaim the Dedicated Space. AT&T-22STATE will send the Physical Collocator written Notice of its intent to terminate the Physical Collocator's Collocation arrangement in the prepared Dedicated Space within ten (10) Business Days after the notice date. If the Physical Collocator does not place operational Telecommunications Equipment in the Dedicated Space and interconnect with AT&T-22STATE or obtain access to AT&T-22STATE 251(c)(3) UNEs by that tenth (10th) Business Day then the Collocation is deemed terminated and the Physical Collocator shall be liable in an amount equal to the unpaid balance of the applicable charges.
- 10.8.2 If the Physical Collocator causes AT&T-22STATE to prepare the Dedicated Space and then the Physical Collocator does not use the Dedicated Space (or all of the Dedicated Space), the Physical Collocator will pay AT&T-22STATE the monthly recurring and other applicable charges as if the Physical Collocator were using the entire Dedicated Space, until such time as the Physical Collocator submits a complete and accurate decommissioning Application, and the decommissioning process is completed as required.

11.0 Efficiently Used

- 11.1 Orders for additional space will not be accepted until the Collocator's existing Collocation space in the requested Eligible Structure is Efficiently Used (as defined in Section 2 this Attachment) except to the extent the Collocator establishes to AT&T-22STATE's satisfaction that the Collocator's apparent inefficient use of space is caused by the CLEC holding Unused Space for future use on the same basis that AT&T-22STATE holds Unused Space for future use.
- 11.2 Orders for additional CFAs will not be accepted until the specific CFA type requested (e.g. DS0, DS1, fiber, etc.) in the requested Eligible Structure is Efficiently Used. The determination as to whether this criterion is met or necessary is solely within the reasonable judgment of AT&T-22STATE.

12.0 Relocation

12.1 AT&T-22STATE Requested Relocation:

- 12.1.1 When AT&T-22STATE determines, in order to be compliant with zoning changes, condemnation, or government order or regulation, that it is necessary for the Dedicated Space to be moved, AT&T-22STATE will provide written notice to the resident Collocator(s) within five (5) Business Days of the determination to move the location. Such a determination may affect movement from an Eligible Structure to another Eligible Structure, or from an Adjacent Space Collocation structure to a different Adjacent Space Collocation structure or and Adjacent Space Collocation structure to an Eligible Structure.
- 12.1.2 If the relocation occurs for reasons other than an emergency, AT&T-22STATE will provide the resident Collocator(s) with at least one hundred eighty (180) calendar days advance written Notice prior to the relocation.
- 12.1.3 An Application will be required by the Collocator for the arrangement of the new Dedicated Space and/or the new Telecommunications Equipment Space. The Collocator will not be required to pay any Application fees associated with the relocation described in this Section 12.1.
- 12.1.4 The Collocator shall be responsible for the costs for the preparation of the new Telecommunications Equipment Space and Dedicated Space at the new location or an adjacent space Collocation structure if such relocation arises from circumstances beyond the reasonable control of AT&T-22STATE, including zoning changes, condemnation or government order or regulation that makes the continued occupancy or use of the Dedicated Space or the Eligible Structure in which the Dedicated Space is located or the adjacent space Collocation structure for the purpose then used, uneconomical in AT&T-22STATE's reasonable discretion.

- 12.1.5 A Collocator's presence in AT&T-22STATE COs or adjacent space Collocation structures must not prevent AT&T-22STATE from making a reasonable business decision regarding building expansions or additions to the number of COs required to conduct its business or its locations.

12.2 CLEC Requested Relocation:

- 12.2.1 If the Physical Collocator requests that the Dedicated Space and/or Telecommunications Equipment space, be moved within the Eligible Structure in which the Dedicated Space is located, to another Eligible Structure, from an Adjacent Space Collocation structure, (as described in Section 5.4 above) to a different Adjacent Space Collocation structure or to an Eligible Structure, AT&T-22STATE shall permit the Collocator to relocate the Dedicated Space or Adjacent Space Collocation structure, subject to availability of space and technical feasibility.
- 12.2.2 A new Application will be required for the new Dedicated Space and the Application fee shall apply.
- 12.2.3 The Collocator shall be responsible for all applicable charges associated with the move, including the re-installation of its equipment and facilities and the preparation of the new Telecommunications Equipment space, and Dedicated Space, or Adjacent Space Collocation structure as applicable. In any such event, the new Dedicated Space shall be deemed the Dedicated Space and the new Eligible Structure (where applicable) shall be deemed the Eligible Structure in which the Dedicated Space is located and the new Adjacent Space Collocation structure shall be deemed the Adjacent Space Collocation structure.

12.3 Virtual to Physical Relocation:

- 12.3.1 In the event Physical Collocation space was previously denied in an AT&T-22STATE CO, due to technical reasons or space limitations, and Physical Collocation Space has subsequently become available, Collocator may relocate its existing Virtual Collocation arrangement(s) to a Physical Collocation arrangement(s).
- 12.3.2 Collocator must arrange with a AT&T-22STATE AIS Tier 1 for the relocation of equipment from a Virtual Collocation space to a Physical Collocation space and will bear the cost of such relocation, including the costs associated with moving the services from the Virtual Collocation space to the new Physical Collocation space.

13.0 Complete Space Discontinuance

13.1 Collocator Requested Termination of the Collocation Space:

- 13.1.1 The Collocator may terminate its occupancy of a particular Collocation space which includes the removal of all equipment, equipment bays, interconnection facilities (e.g., power, timing, grounding and interconnection cabling) and Collocator infrastructure installed within its Collocation space. The Collocator is required to provide a complete and accurate Collocation Application requesting to terminate its existing Collocation Arrangement (see AT&T's CLEC Online website for the appropriate form).
- 13.1.2 The Collocator and the Physical Collocator's Guest(s) shall have thirty (30) calendar days from the BFFO date or a date mutually agreed to by the Parties ("Termination Date") to vacate the Collocation Space. Unless the Physical Collocator's Guest(s) have assumed responsibility for the Collocation space housing the Guest(s)'s equipment and executed the appropriate documentation required by AT&T-22STATE (see Space Reassignment section 13.2 below) to transfer the Collocation Space to the Guest(s) prior to Collocator's Termination Date then the Physical Collocator must insure the removal of all the Guest(s) equipment and facilities by the Termination Date.
- 13.1.3 Upon termination the Collocation Space will revert back to AT&T-22STATE's space inventory.
- 13.1.4 The Collocator shall return the Collocation space to AT&T-22STATE in the same condition as when it was first occupied by Collocator, with the exception of ordinary wear and tear.
- 13.1.5 Collocator's AT&T-22STATE AIS shall be responsible for informing AT&T-22STATE personnel of any required updates and/or changes to AT&T-22STATE's records that are required in accordance with AT&T-22STATE's TP specifications.

- 13.1.6 The Collocator shall be responsible for the cost of removing any Collocator constructed enclosure, as well as any CLEC installed supporting structures (e.g., racking, conduits, power cables, etc.), by the Termination Date.
 - 13.1.7 Any equipment not removed by the Termination Date by the Collocator will be removed and disposed of by AT&T-22STATE at the expense of the Collocator.
 - 13.1.8 Upon termination of occupancy, Collocator, at its sole expense, shall remove its equipment and any other property owned, leased or controlled by Collocator from the Collocation Space
 - 13.1.9 The Virtual Collocator will work cooperatively with AT&T-22STATE to remove the Collocator's equipment and facilities via use of AT&T-22STATE AIS from AT&T-22STATE's property subject to the condition that the removal of such equipment can be accomplished without damaging or endangering other equipment located in the Eligible Structure. AT&T-22STATE is not responsible for and will not guarantee the condition of such equipment removed by any Party.
 - 13.1.10 The Virtual Collocator is responsible for arranging for and paying for the removal of virtually collocated equipment including all costs associated with equipment removal, packing and shipping.
 - 13.1.11 Upon termination of the Collocation Space, the Collocator must remove the entrance cable used for the Collocation arrangement. If the entrance cable is not scheduled for removal within seven (7) calendar days after removal of the Collocation equipment, AT&T-22STATE may arrange for the removal, and the Collocator will be responsible for any charges incurred to remove the cable. The Collocator is only responsible for physically removing entrance cables housed in conduits or inner-ducts and will only be required to do so when AT&T-22STATE instructs the Collocator that such removal can be accomplished without damaging or endangering other cables contained in a common duct or other equipment residing in the CO.
- 13.2 Space Reassignment also known as Transfer of Ownership:
- 13.2.1 In lieu of submitting an Application to terminate a Collocation Arrangement, as described above, the Collocator ("Exiting Collocator") may reassign the Collocation Arrangement to another Collocator ("Collocator Assignee") subject to certain terms and conditions outlined below. Any such reassignment of the Collocation Arrangement may not occur without the written consent of AT&T-22STATE. In order to request consent to assign a Collocation Arrangement, either the Collocator Assignee or Exiting Collocator must submit a Collocation Application on behalf of both the Exiting Collocator and Collocator Assignee. Space Reassignment shall be subject to the following terms and conditions:
 - 13.2.1.1 Collocator Assignee must, as of the date of submission of the Collocation Application, have an approved Interconnection Agreement with AT&T-22STATE.
 - 13.2.1.2 Exiting Collocator will be liable to pay all NRCs and MRCs Collocation charges on the Collocation Arrangement to be reassigned until the date AT&T-22STATE turns over the Collocation Arrangement to the Collocator Assignee. Any disputed charges shall be subject to the Dispute Resolution Process in the GT&Cs of this Agreement. AT&T-22STATE's obligation to turn over the Collocation Arrangement shall not arise until all undisputed charges are paid. Collocator Assignee's obligation to pay MRCs for a Collocation Arrangement will begin on the date AT&T-22STATE makes available the Collocation Arrangement to the Collocator Assignee.
 - 13.2.1.3 An Exiting Collocator may not reassign Collocation space in an Eligible Structure where a waiting list exists for Collocation space, unless all Collocator's on the waiting list above the Collocator Assignee decline their position. This prohibition does not apply in the case of an acquisition, merger or complete purchase of the Exiting Collocator's assets.
 - 13.2.1.4 Collocator Assignee will defend and indemnify AT&T-22STATE from any losses, costs (including court costs), claims, damages (including fines, penalties, and criminal or civil judgments and settlements), injuries, liabilities and expenses (including attorneys' fees) if any other person,

entity or regulatory authority challenges the reassignment of any Collocation Arrangement(s) or otherwise claims a right to the space subject to the reassignment.

- 13.2.2 Collocator Assignee or the Exiting Collocator shall submit one (1) complete and accurate Application for each Collocation Arrangement. The Exiting Collocator must ensure that the Collocator Assignee complies with the following: Collocator Assignee submits a complete and accurate Application for a Collocation Arrangement, Collocator Assignee represents warrants and agrees that it has obtained an executed sale or lease agreement for and holds proper title to all non-AT&T-22STATE equipment and other items in or otherwise associated with each Collocation Arrangement. Collocator Assignee further agrees to indemnify and hold AT&T-22STATE harmless from any Third Party claims involving allegations that Collocator Assignee does not hold proper title to such non-AT&T-22STATE equipment and other items.
- 13.2.3 AT&T-22STATE in its response to the Application will provide a price quote. Collocator Assignee must pay one-hundred percent (100%) of all NRCs in the price quote before AT&T-22STATE begins to convert the Collocation Arrangement being reassigned. Once Collocator Assignee has paid one-hundred percent (100%) of all such NRCs, AT&T-22STATE shall finish the work to convert the space within thirty (30) calendar days. AT&T-22STATE and Collocator Assignee will coordinate all conversion work to ensure that the End Users of Collocator Assignee will have minimal, if any, disruption of service during such conversion.
- 13.2.4 Collocator Assignee may submit a security application for access to a Collocation Arrangement simultaneously with the Collocation Application. If a completed security application is provided at the time the Collocation Application is filed, the security cards will be made available at the time that the Collocation space is turned over. If the security application is not provided at the time that the Collocation Application is filed, then Collocator Assignee may submit a security application for access at any time and the terms and conditions as provided in Section 4.11 above will apply. In no event will the security cards be provided to the Collocator Assignee before the assigned space is turned over.
- 13.2.5 Collocator Assignee assumes each Collocation Arrangement "as is" which means that AT&T-22STATE will make no changes to the Collocation Arrangement, including no changes to power, interconnection and entrance facilities. Any modifications to such Collocation Arrangement by Collocator Assignee must be submitted via a separate augment Application (as provided by the Collocator Assignee's ICA).

13.3 Interconnection Termination Reduction:

- 13.3.1 The Collocator may request a reduction of the existing amount of Interconnection terminations that service a Collocation Arrangement. The Collocator shall submit an augment Application in order to process this request. The Collocator must maintain at least one minimum Interconnection arrangement.
- 13.3.2 Interconnection termination reduction requests may require the disconnection and removal of interconnection cable. AT&T-22STATE will perform the interconnection cable removal work above the rack level at the applicable fees referenced in the Pricing Schedule. Within thirty (30) calendar days after submitting its interconnection termination reduction request to disconnect and remove an interconnection arrangement from its Collocation Arrangement, the Collocator must remove terminations at both ends of the interconnection cable and cut and cap cables up to the AT&T-22STATE rack level. Collocator must use the AT&T-22STATE AIS for this procedure and AT&T-22STATE AIS must follow the appropriate TP found on AT&T CLEC Online website.

14.0 Fiber Optic Cable and Demarcation Point

14.1 Fiber Optic Cable Entrance Facilities:

- 14.1.1 Collocator will utilize the Application process described within this attachment for entrance facility requests. All rate elements for Collocator Entrance Facility can be found in the Pricing Schedule.
- 14.1.2 The Collocator is responsible for bringing its entrance facilities to the entrance manhole(s) designated by AT&T-22STATE, and leaving sufficient length of the cable in the manhole for AT&T-22STATE to fully extend the Collocator-provided facilities to the designated point in the cable vault.

- 14.1.2.1 The Physical Collocator's AT&T-22STATE AIS Tier 1 will extend the Collocator provided fiber entrance cable from the cable vault to the Physical Collocation Dedicated Space.
 - 14.1.2.2 For a Virtual Collocation arrangement AT&T-22STATE will splice the Collocator provided entrance fiber to an AT&T-22STATE fiber cable terminated on AT&T-22STATE's Fiber distribution frame.
- 14.2 If the Collocator has not left the cable in the manhole within one hundred twenty (120) calendar days of the request for entrance fiber, the Collocator's request for entrance fiber will expire and a new Application must be submitted along with applicable fees. The Collocator may request an additional thirty (30) calendar day extension by notifying AT&T-22STATE, no later than fifteen (15) calendar days prior to the end of the 120 calendar day period mentioned above, of the need of the extension for the Collocator to place cable at the manhole.
- 14.3 The Collocator shall use a dielectric Optical Fiber Non-conductive Riser-rated (OFNR) fiber cable as the transmission medium to the Dedicated Space for Physical or to the AT&T-22STATE designated splice point for Virtual. In addition, AT&T-22STATE requires this fiber to be yellow or black with yellow striped sheath.
- 14.4 The Collocator, where not impractical for technical reasons and where space is available, may use Microwave Entrance Facility Collocation pursuant to the Microwave Attachment.
- 14.5 Copper or coaxial cable will only be permitted to be utilized as the transmission medium where the Collocator can demonstrate to AT&T-22STATE or the Commission that use of such cable will not impair AT&T-22STATE's ability to service its own End Users or subsequent Collocators. Collocation requests utilizing copper or coaxial cable facilities will be provided as an Individual Case Basis (ICB).
- 14.6 AT&T-22STATE shall provide a minimum of two separate points of entry into the Eligible Structure, where AT&T-22STATE has at least two such entry points, there is sufficient space for new facilities in those entry points, and it is Technically Feasible.. Where such dual points of entry are not available, when AT&T-22STATE performs work as is necessary to make available such separate points of entry for itself, at the same time it will accommodate the Collocator's request under this Section. The Collocator and AT&T-22STATE shall share the costs incurred by prorating those costs using the number of cables to be placed in the entry point by both AT&T-22STATE and the Collocator(s).
- 14.7 AT&T-22STATE will also provide nondiscriminatory access where Technically Feasible and sufficient space exists, to any entry point into Eligible Structures in excess of two (2) points in those locations where AT&T-22STATE also has access to more than two such entry points. Where AT&T-22STATE performs such work in order to accommodate its own needs and those specified in the Collocator's written request, the Collocator and AT&T-22STATE shall share the costs incurred by prorating those costs using the number of cables to be placed in the entry point by both AT&T-22STATE and the Collocator(s).
- 15.0 **Entrance Facility Conduit to Vault, Per Cable Sheath**
- 15.1 This facility represents any reinforced passage or opening in, on, under, over or through the ground between the first manhole and the cable vault through which the entrance cable is placed. Associated rates and charges can be found in the Pricing Schedule. All procedures for CLEC Entrance Facility Conduit can be found in the AT&T CLEC On-Line Handbook.
- 16.0 **Virtual Collocation – Cooperative Responsibilities**
- 16.1 The Virtual Collocator will work cooperatively with AT&T-22STATE to develop implementation plans including timelines associated with:
 - 16.1.1 Placement of Collocator's fiber into the CO vault,
 - 16.1.2 Location and completion of all splicing,
 - 16.1.3 Completion of installation of equipment and facilities,
 - 16.1.4 Removal of above facilities and equipment,
 - 16.1.5 To the extent known, the Collocator can provide forecasted information to AT&T-22STATE on anticipated additional Virtual Collocation requirements,

16.1.6 To the extent known, the Collocator is encouraged to provide AT&T-22STATE with a listing of the equipment types that they plan to virtually collocate in AT&T-22STATE's COs or CEVs, huts and cabinets. This cooperative effort will insure that AT&T-22STATE personnel are properly trained on Collocator equipment.

16.2 Installation of Virtual Collocation Equipment:

16.2.1 AT&T-22STATE does not assume any responsibility for the design, engineering, testing, or performance of the end-to-end connection of the Collocator's equipment, arrangement, or facilities.

16.2.2 AT&T-22STATE will be responsible for using the same engineering practices as it does for its own similar equipment in determining the placement of equipment and engineering routes for all connecting cabling between Collocation equipment.

16.2.3 In this arrangement, Telecommunications Equipment (also referred to herein as equipment) is furnished by the Collocator and engineered and installed by a AT&T-22STATE AIS.

16.2.4 The Collocator and AT&T-22STATE must jointly accept the installation of the equipment and facilities prior to the installation of any services using the equipment. As part of this acceptance, AT&T-22STATE will cooperatively test the collocated equipment and facilities with the Collocator.

16.3 Repair & Maintenance of Equipment - Virtual Collocation Only:

16.3.1 Except in emergency situations, the Collocator-owned fiber optic facilities and CO terminating equipment will be repaired only upon the request of the Collocator. In an emergency, AT&T-22STATE may perform necessary repairs without prior notification. The labor rates specified in the Pricing Schedule apply to AT&T-22STATE COs and AT&T-22STATE CEVs, huts and cabinets and are applicable for all repairs performed by AT&T-22STATE on the Collocator's facilities and equipment.

16.3.2 When initiating repair requests on Collocator owned equipment, the Collocator must provide AT&T-22STATE with the location and identification of the equipment and a detailed description of the trouble.

16.3.3 Upon notification by the Collocator and availability of spare parts as provided by the Collocator, AT&T-22STATE will be responsible for repairing the Virtually Collocated equipment at the same standards that it repairs its own equipment.

16.3.4 The Collocator will request any and all maintenance by AT&T-22STATE on its Virtually Collocated facilities or equipment. When initiating requests for maintenance on collocated equipment, the Collocator must provide AT&T-22STATE with the location and identification of the equipment and a detailed description of the maintenance requested.

16.3.5 Upon notification by the Collocator and availability of spare parts as provided by the Collocator, AT&T-22STATE will be responsible for maintaining the Virtually Collocated equipment at the same standards that it maintains its own equipment.

16.4 Alarm Maintenance:

16.4.1 The Collocator has the ability to purchase its own remote monitoring and alarming equipment.

16.4.2 Since the maintenance of the Collocator's equipment is at the direction and control of the Collocator, AT&T-22STATE will not be responsible for responding to alarms and will only conduct maintenance and repair activities at the direction of the Collocator with the option discussed for during emergencies.

17.0 Interconnection to Others within the same Eligible Structure

17.1 Upon receipt of a BFFO, AT&T-22STATE will permit the Collocator to construct, via an AT&T-22STATE AIS Tier 1, direct connection facilities, (also known as Collo-to-Collo) to the Collocator's own Physical/Virtual Collocation arrangement and/or another Third Party Physical/Virtual Collocator's Collocation arrangement within the same Eligible Structure. The Collocator may use either copper or optical facilities between the collocated equipment in the same Eligible Structure, subject to the same reasonable safety requirements that AT&T-22STATE imposes on its own equipment.

- 17.1.1 The Collocator is prohibited from using the Collocation space for the sole or primary purpose of cross-connecting to Third Party collocated Telecommunications Carrier's.
- 17.1.2 The Collocator must utilize an AT&T-22STATE AIS Tier 1 to place the CLEC to CLEC connection.
- 17.1.3 The CLEC to CLEC connection shall be provisioned using facilities owned by Collocator.
- 17.1.4 With their Application the Collocator shall provide a Letter of Authorization (LOA) from the Third Party collocated Telecommunications Carrier to which the Collocator will be cross-connecting.
- 17.1.5 The CLEC to CLEC connection shall utilize AT&T-22STATE common cable support structure and will be billed for the use of such structure according to rates in the Pricing Schedule.

18.0 Extraordinary Charges, Special Construction and Custom Work / ICB Charges

- 18.1 Extraordinary Charges - Collocator will be responsible for all extraordinary construction costs, incurred by AT&T-22STATE to prepare the Collocation space for the installation of Collocator's equipment and for extraordinary costs to maintain the Collocation space for Collocator's equipment on a going-forward basis. Extraordinary costs may include costs for such items as asbestos removal, fire suppression system or containment, modifications or expansion of cable entry facility, increasing the DC power system infrastructure capacity, increasing the capacity of the AC system (if available), or of the existing commercial power facility, installation, maintenance, repair, monitoring of securing measures, conversion of non-Collocation space, or other modifications required by local ordinances. Ordinary costs may become extraordinary by their unusual nature (e.g. volume that is substantially beyond the average or typical Collocation arrangement or request) or its infrequency of occurrence (e.g. construction that will benefit only the requesting Collocator).
 - 18.1.1 AT&T-22STATE may charge a recurring and a non-recurring fee for extraordinary costs on a time-sensitive or time-and-materials basis.
 - 18.1.2 An estimate of such costs plus contribution will be provided to the Collocator prior to AT&T-22STATE commencing such work.
 - 18.1.3 AT&T-22STATE must advise Collocator if extraordinary costs will be incurred within twenty (20) Business Days of the Collocator's complete and accurate Application.
 - 18.1.4 Extraordinary costs will only be billed upon receipt of the signed acceptance of AT&T-22STATE's price quote. Construction will not begin until receipt of the Collocator's signed acceptance.
 - 18.1.5 Special Construction and/or Custom work may not be charged to Collocator for any work performed which will benefit or be used by AT&T-22STATE or other Collocators except on a pro-rated basis where reasonable.

19.0 DC Power Arrangement Provisioning and Power Reduction

- 19.1 In a CO AT&T-22STATE shall make available -48V DC power to serve the Collocator's equipment. When obtaining DC power from an AT&T-22STATE Power Source (BDFB or Power Plant), Collocator's fuses and power cables (for the A & B feeds) must be engineered (sized), and installed by Collocator's AT&T-22STATE AIS Tier 1, in accordance with the number of DC amps requested by Collocator on Collocator's Initial Application or any Subsequent Applications. Collocator is also responsible for contracting with an AT&T-22STATE AIS Tier 1 to run the power distribution feeder cable from the AT&T-22STATE Power Source to the equipment in Collocator's Collocation arrangement. The AT&T-22STATE AIS Tier 1 contracted by Collocator must provide AT&T-22STATE with a copy of the engineering power specifications prior to the day on which Collocator's equipment becomes operational (hereinafter "Commencement Date"). AT&T-22STATE will provide the common power feeder cable support structure between the AT&T Power Source and Collocator's Collocation arrangement. Collocator shall contract with an AT&T-22STATE AIS Tier 1 who shall be responsible for performing those power provisioning activities required to enable Collocator's equipment to become operational, which may include, but are not limited to, the installation, removal or replacement of the following: dedicated power cable support structure within Collocator's Collocation arrangement, power cable feeds and terminations of the power cabling. Collocator and Collocator's AT&T-22STATE

AIS Tier 1 shall comply with all applicable NEC, AT&T TP-76300, Telcordia and ANSI Standards that address power cabling, installation and maintenance.

- 19.2 **AT&T-22STATE** will permit Collocator to request DC power in five (5) amp increments from five (5) amps up to forty (40) amps. Above forty amps, DC power will be provisioned in ten (10) amp increments up to one hundred (100) amps from the **AT&T-22STATE** Power source.
- 19.3 Collocator Interconnect Power Panel (CIPP) – (Options):
- 19.3.1 A Collocator Interconnect Power Panel (CIPP) with maximum 200 amp capacity may be ordered from **AT&T-22STATE** or an equivalent panel provided by the Collocator's **AT&T-22STATE** AIS Tier 1. At least one (1) DC power panel is required with each application requiring DC Power when designed to provide between 50 and 200 amps per feed of DC current. However the Collocator may substitute the required power panel with an equivalent power panel subject to meeting NEBS Level 1 Safety and review by **AT&T-22STATE** technical support. See the Collocation Handbook for additional information.
- 19.4 Eligible Structure Ground Cable Arrangement, Each:
- 19.4.1 The ground cable arrangement is the cabling arrangement designed to provide grounding for equipment within the Collocator's Dedicated Space. Separate Ground Cable Arrangements are required for Integrated and Isolated Ground Planes. **AT&T-22STATE** provides an Integrated Ground Plane to serve the Collocator's equipment in the same manner as **AT&T-22STATE** equipment. Requests for an "Isolated" Ground Plane will be treated on an ICB basis.
- 19.5 Power Reduction:
- 19.5.1 The Collocator may request to decrease the amount of existing power available to a Collocation Arrangement. This can be done either by disconnecting and removing a power cable feed or by replacing the existing fuse with a fuse of a lower breakdown rating on a power cable feed. If the Collocator desires to disconnect a power arrangement (A&B feed), the Collocator will be responsible for hiring an **AT&T-22STATE** AIS Tier 1 to remove the terminations at both ends of the power cable feed and cut cables up to the **AT&T-22STATE** rack level that make up the power arrangement. If the Collocator desires to reduce the amperage on a power cable feed, the Collocator will be responsible for paying the costs necessary to change the fuse that serves the A&B feeds at the **AT&T-22STATE** power source. In either case, the Collocator must maintain a minimum amount of power on at least one power arrangement (A&B feed) to service their Collocation Arrangement when submitting their power reduction request. The Collocator shall submit an augment application in order to process this request.
- 19.5.2 If the Collocator desires to only reduce the fuse capacity on an existing power arrangement (A&B feed) rather than disconnect and remove cable to an existing power arrangement, they may only reduce the fuse size to the lowest power amp increment offered in this Attachment referenced in 19.2 above. Different minimum amp increments apply for power arrangements fed from either an **AT&T-22STATE** BDFB or an **AT&T-22STATE** power plant. When the Collocator is requesting to reduce the fuse capacity only, the fees referenced in the Pricing Schedule will apply. When the Collocator has only one power arrangement (A&B feed) serving their Collocation Arrangement, a fuse reduction is the only power reduction option available to the Collocator.
- 19.5.3 When a power reduction request involves a fuse change only on a power arrangement serviced from the **AT&T-22STATE** BDFB (e.g. power arrangements less than or equal to a fifty (50) amp A feed and a fifty (50) amp B feed) the Collocator must hire an **AT&T-22STATE** AIS Tier 1 to coordinate fuse changes at the **AT&T-22STATE** BDFB. Applicable fees referenced in Pricing Schedule will still apply. When a power reduction request involves a fuse change on a power arrangement serviced from the **AT&T-22STATE** Power Plant (e.g. power arrangements consisting of a one-hundred (100) amp A feed and a one-hundred (100) amp B feed and above), the Collocator must hire an **AT&T-22STATE** AIS Tier 1 power supplier to coordinate the fuse changes at the **AT&T-22STATE** power plant.

19.5.4 When a power reduction request requires disconnecting and removing a power cable feed from either the AT&T-22STATE's BDFB (Battery Distribution Fuse Bay) or power plant, the AT&T-22STATE AIS Tier 1 will perform the power cable removal work up to the rack level.. Applicable fees referenced in Pricing Schedule will apply. Within thirty (30) calendar days after submitting its power reduction request to disconnect and remove a power arrangement, the Collocator must perform the following activity:

19.5.4.1 Remove terminations at both ends of the power cable feed and cut cables up to the AT&T-22STATE rack level. Collocator must use a AT&T-22STATE AIS Tier 1 for this procedure and that supplier must follow TP76300 guidelines for cutting and capping the cable at the rack level.

19.6 When the Collocator has multiple power arrangement serving a Collocation Arrangement (e.g., one power arrangement consisting of fifty (50) amps on the A feed and fifty (50) amps on the B feed and a second power arrangement consisting of twenty (20) amps on the A feed and twenty (20) amps on the B feed), the Collocator has the option of either fusing down the fifty (50) amp power arrangement (A&B feed) or disconnecting and removing the power cable feed from the fifty (50) amp power arrangement (A&B feed). If the Collocator chooses to disconnect and remove the power cable feed from a power arrangement (A&B feed), then the charges referenced in Pricing Schedule will apply. If the Collocator has multiple power arrangements (A&B feed) where they can request both a fuse reduction and a power cable removal for one Collocation Arrangement [e.g. reduce one power arrangement from fifty (50) amps (A&B feed) to twenty (20) amps (A&B feed) and remove the power cable from a second power arrangement from fifty (50) amps (A&B feed) to 5 amps (A&B feed)], then the project management fee for power cable removal referenced in the Pricing Schedule will apply in addition to the individual charges referenced in the Pricing Schedule associated with the overall power reduction request.

19.7 For any power reduction request (one which involves either a disconnect and removal, re-fusing only, or a combination of the two), the Collocator must submit an augment application for this request along with the appropriate application and project management fees referenced in the Pricing Schedule. The same Augment intervals that are outlined in this Attachment for adding power will apply to power reduction requests.

20.0 Collocation In CEV'S, HUTS And CABINETS

20.1 Remote Terminals - When the requirements of this Agreement are met, collocation will be allowed in Controlled Environmental Vaults (CEV's), Huts and Cabinets and other AT&T-22STATE owned or controlled premises where Collocation is practical and Technically Feasible, e.g. where heat dissipation is not severely limited and there is sufficient space for Collocator's equipment.

20.2 AT&T-13STATE will assign space in a RT in two-inch vertical mounting space increments within a CEV, Hut or cabinet for the placement of Collocator's equipment. The number of two-inch vertical mounting spaces required is determined by the size of the equipment to be placed plus additional space required for heat dissipation and ventilation of the equipment to be placed in adjacent equipment. Refer to the Pricing Schedule for rates.

20.3 AT&T SOUTHEAST REGION 9-STATE will also assign space in a RT in single bay increments within a CEV, Hut or cabinet for the placement of Collocator's equipment. The number of bays required is determined by the size of the equipment to be placed plus additional space required for heat dissipation and ventilation of the equipment to be placed in adjacent equipment. Refer to the Pricing Schedule for rates and charges.

20.4 AT&T-22STATE: RT Collocation Arrangements - AT&T-22STATE shall make available -48V DC power for Collocator's RT Collocation arrangement at an AT&T-22STATE power source within the RT. The charge for power shall be assessed as part of the MRCs per the Pricing Schedule. If the power requirements for Collocator's equipment exceed the capacity available, then such additional power requirements shall be assessed on an individual case basis.



ATTACHMENT 13 - 251(C)(3) UNES

Table of Contents

1.0	INTRODUCTION	3
2.0	DEFINITIONS.....	4
3.0	GENERAL PROVISIONS	5
4.0	RESPONSIBILITIES OF THE PARTIES	6
5.0	CROSS-CONNECTS/CENTRAL OFFICE CHANNEL INTERFACES (COCI).....	7
6.0	NEW COMBINATIONS, CONVERSIONS, COMMINGLING AND EELS	8
7.0	NETWORK INTERFACE DEVICE (NID)	13
8.0	UNE LOOP	13
9.0	UNE DS1 AND DS3 DEDICATED TRANSPORT	16
10.0	UNE DEDICATED TRANSPORT DARK FIBER.....	18
11.0	ROUTINE NETWORK MODIFICATIONS FOR UNE LOOPS, UNE DS1, DS3 AND DARK FIBER DEDICATED TRANSPORT	20
12.0	911 / E911 DATABASE.....	20
13.0	OPERATIONS SUPPORT SYSTEMS (OSS) FUNCTIONS.....	20
14.0	NON-IMPAIRED WIRE CENTER CRITERIA AND RELATED PROCESSES	21
15.0	FUTURE WIRE CENTER DESIGNATIONS.....	23
16.0	TRANSITION PROCEDURES OF DS1/DS3 UNE LOOPS, DS1/DS3 DEDICATED TRANSPORT OR DARK FIBER DEDICATED TRANSPORT ARRANGEMENTS IMPACTED BY WIRE CENTER DESIGNATION(S)	24

1.0 Introduction

- 1.1 This Attachment sets forth the terms and conditions pursuant to which AT&T-22STATE will furnish CLEC with access to Unbundled Network Elements pursuant to Section 251(c)(3) of the Telecommunications Act (herein referred to as “251(c)(3) UNEs” or “UNEs”) for the provision by CLEC of a Telecommunications Service (Act, Section 251(c)(3)) in AT&T-22STATE’s incumbent local Exchange areas.
- 1.2 Nothing contained in the Agreement shall be deemed to constitute consent by AT&T-22STATE that any item identified in this Agreement as a UNE or network element is a network element or UNE under Section 251(c)(3) of the Act, as determined by 251(c)(3) and effective FCC rules and associated 251(c)(3) and effective FCC and judicial orders, that AT&T-22STATE is required to provide to CLEC alone, or in combination with other network elements or UNEs (251(c)(3) or otherwise), or commingled with other network elements, UNEs (251(c)(3) or otherwise) or other services or facilities.
- 1.3 The preceding includes without limitation that AT&T-22STATE shall not be obligated to provide combinations (whether considered new, pre-existing or existing) or other arrangements (including, where applicable, Commingled Arrangements) involving AT&T-22STATE network elements that do not constitute 251(c)(3) UNEs, or where 251(c)(3) UNEs are not requested for permissible purposes.
- 1.4 Notwithstanding any other provision of this Agreement or any Amendment to this Agreement, including but not limited to intervening law, change in law or other substantively similar provision in the Agreement or any Amendment, if an element described as an Unbundled Network Element or 251(c)(3) UNE in this Agreement is Declassified or is otherwise no longer a 251(c)(3) UNE, then the Transition Procedure defined in Section 3.5 below, shall govern.
- 1.5 Access to 251(c)(3) UNEs is provided under this Agreement over such routes, technologies, and facilities as AT&T-22STATE may elect at its own discretion. AT&T-22STATE will provide access to 251(c)(3) UNEs where technically feasible. Where facilities and equipment are not available, AT&T-22STATE shall not be required to provide 251(c)(3) UNEs.
- 1.6 251(c)(3) UNEs provided to CLEC under the provisions of this Attachment shall remain the property of AT&T-22STATE.
- 1.7 Subject to the terms herein, AT&T-22STATE is responsible only for the installation, operation and maintenance of the 251(c)(3) UNEs it provides. AT&T-22STATE is not otherwise responsible for the Telecommunications Services provided by CLEC through the use of those 251(c)(3) UNEs.
- 1.8 Where 251(c)(3) UNEs provided to CLEC are dedicated to a single End User, if such 251(c)(3) UNEs are for any reason disconnected they shall be made available to AT&T-22STATE for future provisioning needs, unless such 251(c)(3) UNE is disconnected in error. The CLEC agrees to relinquish control of any such 251(c)(3) UNE concurrent with the disconnection of a CLEC’s End User’s service.
- 1.9 The Parties intend that this Attachment contains the sole and exclusive terms and conditions by which CLEC will obtain UNEs from AT&T-21STATE. Accordingly, except as may be specifically permitted by this Attachment, and then only to the extent permitted, CLEC and its Affiliates hereby fully and irrevocably waive any right or ability any of them might have to purchase any UNE (whether on a stand-alone basis, in combination with other UNEs (or otherwise), with a network element possessed by CLEC, or pursuant to Commingling or otherwise) directly from any AT&T-21STATE tariff, to the extent such tariff(s) is/are available, and agree not to so purchase or attempt to so purchase from any such tariff. Without affecting the application or interpretation of any other provisions regarding waiver, estoppel, laches, or similar concepts in other situations, the failure of AT&T-21STATE to enforce the foregoing (including if AT&T-21STATE fails to reject or otherwise block orders for, or provides or continues to provide, UNEs, or otherwise, under tariff) shall not act as a waiver of any part of this Section, and estoppel, laches, or other similar concepts shall not act to affect any rights or requirements hereunder. At its option, AT&T-21STATE may either reject any such order submitted under tariff, or without the need for any further contact with or consent from CLEC, AT&T-21STATE may process any such order as being submitted under this Attachment and, further, may convert any element provided under tariff, to this Attachment effective as of the later in time of (i) the Effective Date of this Agreement, or (ii) the submission of the order by CLEC.

- 1.10 When an End User of CLEC elects to discontinue service and to transfer service to another local exchange carrier, including **AT&T-22STATE**, **AT&T-22STATE** shall have the right to reuse the facilities provided to CLEC, regardless of whether those facilities are provided as network elements or as part of a resold service, and regardless of whether the End User served with such facilities has paid all charges to CLEC or has been denied service for nonpayment or otherwise. **AT&T-22STATE** will notify CLEC that such a request has been processed after the disconnect order has been completed.

2.0 Definitions

- 2.1 **AT&T-22STATE** Premise(s) means as defined in Attachment 12 – Collocation.
- 2.2 "Building" or "same building" means a structure under one roof or two or more structures on one premises which are connected by an enclosed or covered passageway.
- 2.3 "Commingling" or "Commingled Arrangement" means an arrangement connecting, attaching, or otherwise linking of a UNE, or a combination of UNEs, to one or more facilities or services that CLEC has obtained at wholesale from **AT&T-22STATE**, or the combining of a UNE, or a combination of UNEs, with one or more such facilities or services. Commingling in its entirety (the ability of CLEC to Commingle, **AT&T-22STATE**'s obligation to perform the functions necessary to Commingle, and Commingled Arrangements) shall not apply to or otherwise include, involve or encompass **AT&T-22STATE** offerings pursuant to 47 U.S.C. § 271 that are not 251(c)(3) UNEs under 47 U.S.C. § 251(c)(3).
- 2.4 "Declassified UNE" or "Declassified" means a UNE that ceases to be a UNE under this Agreement because it is no longer required by Section 251(c)(3) of the Act, as determined by 251(c)(3) and effective FCC rules and associated 251(c)(3) and effective FCC and judicial orders.
- 2.5 "Demarcation Point" means the point on the loop where **AT&T-22STATE**'s control of the wire ceases and the End User's control (or in the case of some multi-unit premises, the landlord's control) of the wire begins.
- 2.6 "Enhanced Extended Link (EEL)" means a 251(c)(3) UNE combination consisting of an Unbundled Local Loop(s) and Unbundled Dedicated Transport (UDT), together with any facilities, equipment, or functions necessary to combine those UNEs (including, for example, multiplexing capabilities subject to the Cap limitations as identified within the Unbundled Local Loop and Unbundled Transport sections below. A DS1 or higher EEL is required to terminate in a Collocation arrangement that meets the requirements of Section 6.4.3.1 below of this Attachment (e.g., the end of the UDT that is opposite the end connected to the 251(c)(3) UNE Local Loop, must be accessed by CLEC at such a CLEC collocation arrangement via a cross-connect).
- 2.7 "Fiber to the Curb (FTTC) Loops" means local Loops consisting of fiber optic cable connecting to a copper distribution plant that is not more than five hundred (500) feet from the End User's premises or, in the case of predominantly residential MDUs, not more than five hundred (500) feet from the MDU's MPOE. The fiber optic cable in a FTTC Loop must connect to a copper distribution plant at a serving area interface from which every other copper distribution subloop also is not more than five hundred (500) feet from the respective End User's premises.
- 2.8 "Fiber to the Home (FTTH) Loops" means local Loops consisting entirely of fiber optic cable, whether dark or lit, serving an End User's premises or, in the case of predominantly residential multiple dwelling units (MDUs), a fiber optic cable, whether dark or lit, that extends to the MDU minimum point of entry (MPOE).
- 2.9 "Hybrid UNE Loop" means a Local UNE Loop composed of both fiber optic cable, usually in the feeder plant, and copper twisted wire and cable, usually in the distribution plant. **AT&T-22STATE** shall provide CLEC access to Hybrid UNE Loops pursuant to the requirements of 47 C.F.R. § 51.319(a)(2).
- 2.10 "Unbundled Local Loop(s) (UNE Loop)" means a transmission facility between a distribution frame (or its equivalent) in an **AT&T-22STATE** central office and the UNE Loop Demarcation Point at an End User premises. Facilities that do not terminate at a Demarcation Point at an End User premises, including, by way of example, but not limited to, facilities that terminate to another carrier's switch or premises, a cell site, mobile switching center or base station, do not constitute UNE Loops. The UNE Loop includes all features, functions, and capabilities of the transmission facilities, including the Network Interface Device, and attached electronics (except those used for the provision of advanced services, such as Digital Subscriber Line Access Multiplexers (DSLAMs)), optronics and intermediate

devices (including repeaters and load coils) used to establish the transmission path to the End User's premises, including inside wire owned or controlled by AT&T-22STATE.

- 2.11 "Network Interface Device (NID)" means any interconnection of End User premises wiring to AT&T-22STATE's distribution UNE Loop facilities, such as a cross-connect device used for that purpose. Fundamentally, the NID establishes the final (and official) network demarcation point between the UNE Loop and the End User's inside wire.
- 2.12 "Ratcheting" means a pricing mechanism that involves billing a single circuit at multiple rates to develop a single, blended rate.
- 2.13 "Route" means a transmission path between one of AT&T-22STATE's Wire Centers or switches and another of AT&T-22STATE's Wire Centers or switches. A Route between two points (e.g., Wire Center or switch "A" and Wire Center or switch "Z") may pass through one or more intermediate Wire Centers or switches (e.g., Wire Center or switch "X"). Transmission paths between identical end points (e.g., Wire Center or switch "A" and Wire Center or switch "Z") are the same Route, irrespective of whether they pass through the same intermediate Wire Centers or switches, if any.
- 2.14 "Unbundled Dedicated Transport (UDT)" means AT&T-22STATE interoffice transmission facilities between Wire Centers or switches owned by AT&T-22STATE, or between Wire Centers or switches owned by AT&T-22STATE and switches owned by requesting Telecommunications Carriers, dedicated to a particular End User or carrier. AT&T-22STATE is not obligated to provide CLEC with unbundled access to Dedicated Transport that does not connect a pair of AT&T-22STATE Wire Centers.
- 2.15 "UNE Dedicated Transport Dark Fiber/Dark Fiber Transport" means AT&T-22STATE dark fiber interoffice transmission facilities dedicated to a particular CLEC that are within AT&T-22STATE's network, connecting AT&T-22STATE switches or Wire Centers within a LATA. Dedicated Transport Dark Fiber consists of un-activated optical interoffice transmission facilities.

3.0 General Provisions

- 3.1 The rates for UNEs, UNE Combinations and Other Services are set forth in the Pricing Schedule.
- 3.2 If CLEC procures any UNEs, UNE Combinations and/or Other Services for which rates are not currently in the Pricing Schedule, AT&T-22STATE then reserves the right to charge a current state-specific price/market-based rate.
- 3.3 Without limitation, a UNE under this Agreement is Declassified upon or by (a) the issuance of an effective finding by a court or regulatory agency acting within its authority that requesting Telecommunications Carriers are not impaired without access to a particular UNE; or (b) an effective determination by a legislative, judicial or regulatory body finding that an ILEC is not required, or is no longer required, to provide the UNE pursuant to Section 251(c)(3) of the Act; or (c) the absence, by vacatur or otherwise, of a legally effective FCC rule requiring the provision of the UNE on an unbundled basis pursuant to Section 251(c)(3). By way of example only, a UNE can be Declassified generally, or on an element-specific, Route-specific or geographically-specific basis or on a class of elements basis. For declassification of elements as the result of changes to Wire Center designations, Section 14.0 below shall apply.
- 3.4 If this Agreement requires or appears to require UNE(s) or the unbundling of an element without specifically noting a particular UNE or UNEs, the reference shall be deemed to be a reference to 251(c)(3) UNE(s), as defined in this Attachment. If a UNE is Declassified or is not required to be provided under this 251(c)(3) UNE Attachment and/or not described in this 251(c)(3) UNE Attachment, it is the Parties' intent that the UNE is not available under this Agreement, notwithstanding any reference to the UNE elsewhere in the Agreement, including in any other Attachment, or in the Pricing Schedule.
- 3.5 Transition Procedure for UNEs that are Declassified during the Term of the Agreement:
- 3.5.1 The procedure set forth in this Section does not apply to the Declassification events described in Sections 8.1.4 below, Section 9.1.7 below which set forth the consequences for Declassification of DS1 and DS3 Loops, DS1 and DS3 Transport and Dark Fiber Transport, where applicable Caps are met, or where Declassification occurs because Wire Centers/Routes meet the criteria set forth in the FCC's TRO Remand Order (TRRO).

3.5.1.1 **AT&T-22STATE** shall only be obligated to provide Section 251 (c)(3) UNEs under this Agreement as determined by 251(c)(3) and effective FCC rules and associated 251(c)(3) and effective FCC and judicial orders. To the extent an element described as a UNE or an Unbundled Network Element in this Agreement is Declassified or is otherwise no longer a UNE, **AT&T-22STATE** may discontinue the provision of such element, whether previously provided alone or in combination with or as part of any other arrangement with other UNEs or other elements or services. Accordingly, in the event one or more elements described as UNEs or as Unbundled Network Elements in this Agreement is Declassified or is otherwise no longer a UNE, **AT&T-22STATE** will identify such Declassified UNEs and provide written Notice to CLEC of its discontinuance of the element(s) and/or the combination or other arrangement in which the element(s) has been previously provided. During a “Transitional Period” of thirty (30) calendar days from the date of such Notice, **AT&T-22STATE** agrees to continue providing such element(s) under the terms of this Agreement. Upon receipt of such written Notice, CLEC will cease ordering elements that are identified as Declassified or as otherwise no longer being available as a UNE in the **AT&T-22STATE** Notice letter. **AT&T-22STATE** reserves the right to review CLEC’s orders transmitted to **AT&T-22STATE** and to the extent that CLEC has processed orders and such orders are provisioned after the Transitional Period, such elements are still subject to this Section, including the options set forth in (a) and (b) below, and **AT&T-22STATE**’s rights of discontinuance or conversion in the event the options are not accomplished. During the Transitional Period, the following options are available to CLEC with regard to the element(s) identified in the **AT&T-22STATE** Notice, including the combination or other arrangement in which the element(s) were previously provided:

3.5.1.1.1 CLEC may issue a Local Service Request (LSR) or Access Service Request (ASR), as applicable, to seek disconnection or other discontinuance of the element(s) and/or the combination or other arrangement in which the element(s) were previously provided; or

3.5.1.1.2 **AT&T-22STATE** and CLEC may agree upon another service arrangement or element (e.g., via a separate agreement at market-based rates to the extent **AT&T-22STATE** offers such an agreement, or an equivalent tariffed **AT&T-22STATE** service, or resale), or may agree that an analogous access product or service may be substituted, if available.

3.5.2 Notwithstanding anything to the contrary in this Agreement, including any amendments to this Agreement, at the end of that thirty (30) calendar day Transitional Period described in Section 3.5.1.1 above, unless CLEC has submitted a disconnect/discontinuance LSR or ASR, as applicable, under (a), above, and/or if CLEC and **AT&T-22STATE** have failed to reach agreement under (b), above, as to a substitute service arrangement or element, then **AT&T-22STATE** may, at its sole option, disconnect the element(s), whether previously provided alone or in combination with or as part of any other arrangement, or convert the subject element(s), whether alone or in combination with or as part of any other arrangement to an analogous resale or access service, if available.

4.0 **Responsibilities Of The Parties**

4.1 **AT&T-22STATE** will provide access to UNEs for the provision by CLEC of a Telecommunications Service (Act, Section 251(c)(3).

4.2 Each Party shall be solely responsible for the services it provides to its End Users and to other Telecommunications Carriers.

4.3 CLEC’s use of any **AT&T-22STATE** UNE, or of its own equipment or facilities in conjunction with any **AT&T-22STATE** UNE, must not materially interfere with or impair service over any facilities of **AT&T-22STATE**, its affiliated companies or its connecting and concurring carriers involved in its services, cause damage to their plant, impair the privacy of any communications carried over their facilities or create hazards to the employees of any of them or the

public. Upon reasonable written Notice and opportunity to cure, AT&T-22STATE may discontinue or refuse service if CLEC violates this provision, provided that such termination of service will be limited to CLEC's use of the UNE(s) causing the violation.

- 4.4 Where processes for any UNE provided pursuant to this Agreement, whether alone or in conjunction with any other UNE(s) or service(s), are not already in place, AT&T-22STATE will develop and implement processes, subject to any associated rates, terms and conditions. The Parties will comply with any applicable change management guidelines found on AT&T CLEC Online website.

4.5 Performance of UNEs:

- 4.5.1 Each UNE will be provided in accordance with AT&T-22STATE technical publications or other written descriptions, if any, as changed from time to time by AT&T-22STATE at its sole discretion.
- 4.5.2 Nothing in this Attachment shall limit either Party's ability to upgrade its network through the incorporation of new equipment, new software or otherwise or to otherwise change and/or modify its network including, without limitation, through the retirement and/or replacement of equipment, software or otherwise. Each Party agrees to comply with the Network Disclosure rules adopted by the FCC in CC Docket No. 96-98, Second Report and Order, codified at 47 C.F.R. §§ 51.325 through 51.335, as such rules maybe amended from time to time (the "Network Disclosure Rules").
- 4.5.3 AT&T-22STATE may elect to conduct upgrades or conversions for the improvement of its network or systems. During such upgrades or conversions, CLEC orders for UNEs from affected Wire Center(s) may be suspended for a period of a few days prior and one day after the upgrade or conversion date, consistent with the suspension AT&T-22STATE places on itself for orders from its End Users and other CLEC's End Users.
- 4.5.4 CLEC will be solely responsible, at its own expense, for the overall design of its Telecommunications Services and for any redesigning or rearrangement of its Telecommunications Services that may be required because of changes in facilities, operations, or procedure of AT&T-22STATE minimum network protection criteria, or operating or maintenance characteristics of the facilities.

4.6 Conditions for Access to UNEs:

- 4.6.1 CLEC cannot use a UNE (whether on a stand-alone basis, in combination with other UNEs, or otherwise), with a network element possessed by CLEC (or otherwise) to provide service to itself, or for other administrative purpose(s).
- 4.6.2 CLEC may not access UNEs for the exclusive provision of mobile wireless services, or long distance services or interexchange services.
- 4.6.3 Other conditions to accessing and using any UNE (whether on a stand-alone basis, in combination with other UNEs, with a network element possessed by CLEC, or otherwise) may be applicable under effective FCC rules. Associated and effective FCC and judicial orders shall also apply.
- 4.6.4 AT&T-22STATE shall provide Access to UNEs without compromising the security, integrity, and reliability of the public switched network, as well as to minimize potential service disruptions.
- 4.6.5 Reference Attachment 12 - Collocation for methods of access to and/or Interconnection with AT&T-22STATE 251(c)(3) UNEs.

5.0 Cross-Connects/Central Office Channel Interfaces (COCI)

- 5.1.1 In the AT&T-22STATE Premises where CLEC is either Physically Collocated (e.g., in a caged, cageless or shared cage arrangement) or Virtually Collocated (see Attachment 12 - Collocation), AT&T-22STATE will extend AT&T-22STATE 251(c)(3) UNEs via-cross connects to CLEC's Physical or Virtual Collocation Point of Termination (POT), within the same AT&T-22STATE Premises where the 251(c)(3) UNEs are located.
- 5.1.2 AT&T-21STATE will provide cross-connects at the rates, terms, and conditions set forth in the Pricing Schedule. For all cross-connect pricing for AT&T CONNECTICUT, refer to the applicable state tariff.

- 5.1.2.1 CLEC shall be responsible for initial testing and trouble sectionalization of facilities containing CLEC installed cross connects.
- 5.1.2.2 CLEC shall refer trouble sectionalized in the **AT&T-22STATE** 251(c)(3) UNE to **AT&T-22STATE**'s Maintenance Center.
- 5.1.3 In the **AT&T SOUTHEAST REGION 9-STATE** when UNEs are connected to Multiplexer, COCI will be used. COCI rates, terms and conditions are set forth in the Pricing Schedule.

6.0 New Combinations, Conversions, Commingling and EELs

6.1 New Combinations Involving UNEs:

- 6.1.1 Subject to the provisions hereof and upon CLEC request, **AT&T-22STATE** shall meet its combining obligations involving UNEs as to the extent required by FCC rules and orders.
- 6.1.2 To the extent CLEC requests a combination for which **AT&T-22STATE** does not have methods and procedures in place to provide such combination, rates and/or methods or procedures for such combination may be developed pursuant to the Bona Fide Request (BFR) process described in Attachment 08 - Bona Fide Request. Where electronic ordering is not available, manual ordering shall be used.
 - 6.1.2.1 **AT&T-22STATE** will charge CLEC the applicable recurring and nonrecurring charges for each individual UNE and/or combinations as set forth in the Pricing Schedule.
- 6.1.3 Without affecting the other provisions hereof, the UNE combining obligations referenced in this Section apply only in situations where each of the following is met:
 - 6.1.3.1 it is technically feasible, including that network reliability and security would not be impaired;
 - 6.1.3.2 **AT&T-22STATE**'s ability to retain responsibility for the management, control, and performance of its network would not be impaired;
 - 6.1.3.3 **AT&T-22STATE** would not be placed at a disadvantage in operating its own network;
 - 6.1.3.4 it would not undermine the ability of other Telecommunications Carriers to obtain access to 251(c)(3) UNEs or to Interconnect with **AT&T-22STATE**'s network; and
 - 6.1.3.5 CLEC is either unable to make the combination itself; or a new entrant and is unaware that it needs to combine certain UNEs to provide a Telecommunications Service, but such obligation under this Section ceases if **AT&T-22STATE** informs CLEC of such need to combine.
- 6.1.4 For purposes of Section 6.1.3.5 above and without limiting other instances in which CLEC may be able to make a combination itself, CLEC is deemed able to make a combination itself when the UNE(s) sought to be combined are available to CLEC, including without limitation on/at an **AT&T-22STATE** Premise, as defined in the Attachment 12 - Collocation.

6.2 Conversion of Wholesale Services to 251(c)(3)UNE/UNE Combinations Or 251(c)(3) UNE/UNE Combinations to Wholesale Services:

- 6.2.1 Upon request, **AT&T-22STATE** shall convert a wholesale service, or group of wholesale services, to the equivalent UNE/UNE combinations that is/are available to CLEC pursuant to Section 251(c)(3) of the Act and under this Agreement, or convert UNE/UNE combination(s) that is/are available to CLEC pursuant to Section 251(c)(3) of the Act and under this Agreement to an equivalent wholesale service or group of wholesale services offered by **AT&T-22STATE** (collectively "Conversion").
- 6.2.2 A Conversion shall be considered termination for purposes of any volume and/or term commitments and/or grandfathered status between CLEC and **AT&T-22STATE**.
- 6.2.3 **AT&T-22STATE** will not require physical rearrangements if the Conversion can be completed through record changes only. Any change from a wholesale service/group of wholesale services to a 251(c)(3) UNE/UNE combination(s), or from a 251(c)(3) UNE/UNE combination(s) to a wholesale service/group of wholesale services that require a physical rearrangement will not be considered a Conversion for purposes of this Agreement.

- 6.2.4 Orders for Conversions will be handled in accordance with the guidelines posted on AT&T CLEC Online website.
- 6.2.5 Where processes for the Conversion requested pursuant to this Attachment are not already in place, the Parties will comply with any applicable change management or CLEC User Forum guidelines.
- 6.2.6 If CLEC does not meet the applicable eligibility criteria or, for any reason, stops meeting the eligibility criteria for a particular Conversion of a wholesale service, or group of wholesale services, to the equivalent 251(c)(3)UNE, or combination of 251(c)(3) UNEs, CLEC shall not request such Conversion or continue using such 251(c)(3) UNE or 251(c)(3) UNEs that result from such Conversion. To the extent CLEC fails to meet (including ceases to meet) the eligibility criteria applicable to a 251(c)(3) UNE or combination of 251(c)(3) UNEs, AT&T-22STATE may convert the 251(c)(3) UNE or 251(c)(3) UNE combination to the equivalent wholesale service or group of wholesale services, upon written Notice to CLEC.
- 6.2.6.1 This Section applies to any 251(c)(3) UNE or combination of 251(c)(3) UNEs, including whether or not such 251(c)(3) UNE or combination of 251(c)(3) UNEs had been previously converted from an AT&T-22STATE service.
- 6.2.6.2 AT&T-22STATE may exercise its rights provided for hereunder and those allowed by law to ensure compliance with any applicable eligibility criteria.
- 6.2.7 Conversion Pricing:
- 6.2.7.1 AT&T-22STATE shall charge the applicable non-recurring service order charge and applicable switch-as-is rates as set forth in the Pricing Schedule, for Conversions to specific UNE/UNE Combinations. AT&T-22STATE shall also charge the applicable non-recurring service order charge and applicable switch-as-is rates, as set forth in the Pricing Schedule, when converting from UNE/UNE combinations.
- 6.3 Commingling:
- 6.3.1 Commingling is not permitted, nor is AT&T-22STATE required to perform the functions necessary to Commingle, where the Commingled Arrangement (i) is not technically feasible, including that network reliability and security would be impaired; or (ii) would impair AT&T-22STATE's ability to retain responsibility for the management, control, and performance of its network; or (iii) would place AT&T-22STATE at a disadvantage in operating its own network; or (iv) would undermine the ability of other Telecommunications Carriers to obtain access to UNEs or to Interconnect with AT&T-22STATE's network.
- 6.3.2 Where processes for any Commingling requested pursuant to this Agreement (including, by way of example, for existing services sought to be converted to a Commingled Arrangement) are not already in place, AT&T-22STATE will develop and implement processes, subject to any associated rates, terms and conditions. The Parties will comply with any applicable change management or CLEC User Forum (CUF) guidelines and/or will be developed pursuant to the BFR process.
- 6.3.3 Any Commingling obligation is limited solely to Commingling of one or more facilities or services that are provided at wholesale from AT&T-22STATE with UNEs; accordingly, no other facilities, services or functionalities are subject to Commingling, including but not limited to facilities, services or functionalities that AT&T-22STATE might offer pursuant to Section 271 of the Act.
- 6.3.4 Except as provided in Section 6.3 above and, further, subject to the other provisions of this Agreement, AT&T-22STATE shall permit CLEC to Commingle a UNE or a combination of UNEs with facilities or services obtained at wholesale from AT&T-22STATE to the extent required by effective FCC rules and associated and effective FCC and judicial orders.
- 6.3.5 Upon request, and subject to Section 6, AT&T-22STATE shall perform the functions necessary to Commingle a 251(c)(3) UNE or a combination of 251(c)(3) UNEs with one or more facilities or services that CLEC has obtained at wholesale from AT&T-22STATE (as well as requests where CLEC also wants AT&T-22STATE to complete the actual Commingling), except that AT&T-22STATE shall have no obligation to perform the functions necessary to Commingle (or to complete the actual Commingling) if (i) Section 6.2.1

above applies to the Commingled Arrangement sought by CLEC; or (ii) the CLEC is able to perform those functions itself. Where CLEC is a new entrant and is unaware that it needs to Commingle to provide a Telecommunications Service, AT&T-22STATE's obligation to Commingle ceases if AT&T-22STATE informs CLEC of such need to Commingle.

6.3.6 For purposes of Section 6.3.1 above and without limiting other instances in which CLEC may be able to Commingle for itself, CLEC is deemed able to Commingle for itself when the UNE(s), UNE combination, and facilities or services obtained at wholesale from AT&T-22STATE are available to CLEC at the CLEC's Collocation Arrangement. For Collocation terms and conditions see Attachment 12 – Collocation.

6.3.7 AT&T-22STATE has developed a list of Commingled Arrangements that will be available for ordering. This list is posted on AT&T's CLEC Online website.

6.3.7.1 Any request by CLEC for a Commingled Arrangement not included in such list may be made via Attachment 08 - Bona Fide Request. In any such BFR, CLEC must designate among other things the 251(c)(3) UNE(s), combination of 251(c)(3) UNEs, and the facilities or services that CLEC has obtained at wholesale from AT&T-22STATE sought to be Commingled and the needed location(s), the order in which such 251(c)(3) UNEs, such combinations of 251(c)(3) UNEs, and such facilities and services are to be Commingled, and how each connection (e.g. cross-connected) is to be made between them.

6.3.8 AT&T-22STATE will charge the appropriate recurring and non-recurring rates as identified in the Pricing Schedule. AT&T-22STATE shall charge the appropriate non-recurring rates as set forth in the Pricing Schedule(s) applicable to the 251(c)(3) UNEs (or 251(c)(3) UNE combinations) that are Commingled on a 251(c)(3) UNE-by-251(c)(3) UNE basis, and for the facilities and services that are Commingled (under this Section 6.3 above) on a facility-by-facility, service-by-service basis, including without limitation for the type of service and activity being requested to create the Commingled Arrangement.

6.3.9 AT&T-22STATE shall not be required to, and shall not, provide Ratcheting as a result of Commingling or a Commingled Arrangement.

6.4 Mandatory Eligibility Criteria for Access to Certain UNEs

6.4.1 Except as provided below in this Section or elsewhere in the Agreement and subject to this Section and Section 6.2 above, Conversion of Wholesale Services to 251(c)(3) UNEs, of this Attachment, AT&T-22STATE shall provide access to 251(c)(3) UNEs and combinations of 251(c)(3) UNEs without regard to whether the CLEC seeks access to the 251(c)(3) UNEs to establish a new circuit or to convert an existing circuit from a wholesale service to 251(c)(3) UNEs.

6.4.2 AT&T-22STATE is not obligated, and shall not, provide access to (1) an unbundled DS1 UNE Loop in combination, or Commingled, with a DS1 UDT facility or service or a DS3 or higher UDT facility or service, or an unbundled DS3 UNE Loop in combination, or Commingled, with a DS3 or higher UDT facility or service, or (2) an unbundled DS1 UDT facility in combination, or Commingled, with an unbundled DS1 UNE Loop or a DS1 channel termination service, or to an unbundled DS3 UDT facility in combination, or Commingled, with an unbundled DS1 UNE Loop or a DS1 channel termination service, or to an unbundled DS3 UNE Loop or a DS3 or higher channel termination service (collectively, the "Included Arrangements"), unless CLEC certifies that all of the following conditions are met with respect to the arrangement being sought:

6.4.2.1 The following criteria are satisfied for each Included Arrangement, including without limitation each DS1 circuit, each DS3 circuit, each DS1 EEL and each DS1 equivalent circuit on a DS3 EEL:

6.4.2.1.1 Each circuit to be provided to each End User will be assigned a local telephone number (NPA-NXX-XXXX) that is associated with local service provided within an AT&T-22STATE local service area and within the LATA where the circuit is located ("Local Telephone Number"), prior to the provision of service over that circuit (and

- for each circuit, CLEC will provide the corresponding Local Telephone Number(s) as part of the required certification); and
- 6.4.2.1.2 Each DS1-equivalent circuit on a DS3 EEL or on any other Included Arrangement, must have its own Local Telephone Number assignment, so that each DS3 must have at least twenty-eight (28) Local voice Telephone Numbers assigned to it; and
 - 6.4.2.1.3 Each circuit to be provided to each End User will have 911 or E911 capability prior to the provision of service over that circuit; and
 - 6.4.2.1.4 Each circuit to be provided to each End User will terminate in a Collocation arrangement that meets the requirements of Section 6.4.3 below of this Attachment; and
 - 6.4.2.1.5 Each circuit to be provided to each End User will be served by an Interconnection Trunk that meets the requirements of Section 6.4.4 below of this Attachment; and
 - 6.4.2.1.6 For each twenty-four (24) DS1 EELs, or other facilities having equivalent capacity, CLEC will have at least one active DS1 local service interconnection Trunk that meets the requirements of Section 6.4.4 below of this Attachment; and
 - 6.4.2.1.7 Each circuit to be provided to each End User will be served by a switch capable of providing local voice traffic.
 - 6.4.2.1.8 AT&T-22STATE shall not be required to provide, and shall not provide, any 251(c)(3) UNE Combination of a 251(c)(3) UNE Local Loop and UDT at DS1 or higher (whether as a UNE Combination by themselves, with a network element possessed by CLEC, or pursuant to Commingling, or whether as a new arrangement or from a Conversion of an existing service/circuit) that does not terminate to a Collocation arrangement that meets the requirements of Section 6.4.3 below of this Attachment.
- 6.4.3 A Collocation arrangement meets the requirements of Section 6.4 above of this Attachment if it is:
- 6.4.3.1 Established pursuant to Section 251(c)(6) of the Act and located at AT&T-22STATE Premises within the same LATA as the End User's premises, when AT&T-22STATE is not the Collocator; or
 - 6.4.3.2 Located at a Third Party's premises within the same LATA as the End User's premises, when AT&T-22STATE is the Collocator.
- 6.4.4 An Interconnection Trunk meets the requirements of Section 6.4.2.1.5 above and Section 6.4.2.1.6 above of this Attachment if CLEC will transmit the calling party's local telephone number in connection with calls exchanged over the Trunk, and the Trunk is located in the same LATA as the End User premises served by the Included Arrangement.
- 6.4.5 For a new circuit to which Section 6.4.2 above applies, CLEC may initiate the ordering process if CLEC certifies that it will not begin to provide any service over that circuit until a local telephone number is assigned and 911/E911 capability is provided, as required by Section 6.4.2.1.1 above and Section 6.4.2.1.3 above respectively. In such case, CLEC shall satisfy Section 6.4.2.1.1 above and/or Section 6.4.2.1.3 above if it assigns the required Local Telephone Number(s), and implements 911/E911 capability, within thirty (30) calendar days after AT&T-22STATE provisions such new circuit. CLEC must provide AT&T-22STATE with sufficient proof that such assignment and/or implementation has occurred by the end of such 30th day.
- 6.4.5.1 Section 6.4.5 above does not apply to existing circuits to which Section 6.4.2 above applies, including Conversions or migrations (e.g., CLEC shall not be excused from meeting the Section 6.4.2.1.1 above and Section 6.4.2.1.3 above requirements for existing circuits at the time it initiates the ordering process).

- 6.4.6 CLEC hereby agrees that by submitting an order to AT&T-22STATE for an Included Arrangement (whether new, as a result of a requested Conversion, or otherwise), CLEC is certifying that it meets and will continue to meet the requirements of Section 6.4 above as to such Included Arrangement(s) on a circuit-by-circuit/service-by-service/Included Arrangement-by-Included Arrangement basis. Such certification-by-order shall have the same weight and effect as a separate certification, and certification-by-order shall not diminish or otherwise affect CLEC's obligation to meet and to continue to comply with the criteria or certification requirements set forth in this Section.
- 6.4.6.1 If the information previously provided in a certification is inaccurate (or ceases to be accurate), CLEC shall update such certification promptly with AT&T-22STATE.
- 6.4.7 In addition to any other audit rights provided for this Agreement and those allowed by law, AT&T-22STATE may obtain and pay for an independent auditor to audit CLEC, on an annual basis, applied on a State-by-State basis, for compliance with this Section. For purposes of calculating and applying an "annual basis," it means a consecutive twelve (12) month period for each individual State, beginning upon AT&T-22STATE's written Notice that an audit will be performed for that State, subject to Section 6.4.7.4 below.
- 6.4.7.1 Unless otherwise agreed by the Parties (including at the time of the audit), the independent auditor shall perform its evaluation in accordance with the standards established by the American Institute for Certified Public Accountants (AICPA), which will require the auditor to perform an "examination engagement" and issue an opinion regarding CLEC's compliance with the qualifying service eligibility criteria.
- 6.4.7.2 The independent auditor's report will conclude whether CLEC complied in all material respects with this Section 6.4 above.
- 6.4.7.3 Consistent with standard auditing practices, such audits require compliance testing designed by the independent auditor, which typically includes an examination of a sample selected in accordance with the independent auditor's judgment.
- 6.4.7.4 To the extent the independent auditor's report concludes that CLEC failed to comply with this Section 6.4 above, CLEC must true-up any difference in payments beginning from the date that the non-compliant circuit was established as a 251(c)(3) UNE/UNE Combination, in whole or in part (notwithstanding any other provision hereof), CLEC must convert the 251(c)(3) UNE or 251(c)(3) UNE Combination, or Commingled Arrangement, to an equivalent or substantially similar wholesale service, or group of wholesale services, (and AT&T-22STATE may initiate and affect such a conversion on its own without any further consent by CLEC), and CLEC shall timely make the correct payments on a going-forward basis, and all applicable remedies for failure to make such payments shall be available to AT&T-22STATE. In no event shall rates set under Section 252(d)(1) of the Act apply for the use of any 251(c)(3) UNE for any period in which CLEC does not meet the conditions set forth in this Section 6.4 above for that 251(c)(3) UNE, arrangement, or circuit, as the case may be. Also, the "annual basis" calculation and application shall be immediately reset, e.g., AT&T-22STATE shall not have to wait the remaining part of the consecutive twelve (12) month period before it is permitted to audit again in that state.
- 6.4.7.4.1 To the extent that the independent auditor's report concludes that CLEC failed to comply in all material respects with this Section 6.4 above, CLEC must reimburse AT&T-22STATE for the cost of the independent auditor and for AT&T-22STATE's costs in the same manner and using the same methodology and rates that AT&T-22STATE is required to pay CLEC's costs under Section 6.4.7.4.2 below.
- 6.4.7.4.2 To the extent the independent auditor's report concludes that the CLEC complied in all material respects with this Section 6.4 above, AT&T-22STATE must reimburse CLEC for its reasonable staff time and other reasonable costs associated in responding to the audit (e.g., collecting data in response to the auditor's inquiries, meeting for interviews, etc.).

6.4.7.5 CLEC will maintain the appropriate documentation to support its eligibility certifications including, without limitation, call detail records, local telephone number assignment documentation, and switch assignment documentation.

6.4.8 Without affecting the application or interpretation of any other provisions regarding waiver, estoppel, laches, or similar concepts in other situations, CLEC shall fully comply with this Section in all cases and, further, the failure of AT&T-22STATE to require such compliance, including if AT&T-22STATE provides a circuit(s), an EEL(s), or a Commingled circuit, that does not meet any eligibility criteria, including those in this Section, shall not act as a waiver of any part of this Section, and estoppel, laches, or other similar concepts shall not act to affect any rights or requirements hereunder.

7.0 Network Interface Device (NID)

7.1.1 Subject to Section 3.0 above of this Attachment, AT&T-22STATE shall provide unbundled access to the Unbundled Network Interface Device (NID) under the following terms and conditions in this subsection.

7.1.2 The Maintenance and control of the End User's inside wiring (on the End User's side of the UNE NID) is under the control of the End User. Conflicts between telephone service providers for access to the End User's inside wire must be resolved by the End User. Pursuant to applicable FCC rules, AT&T-22STATE offers nondiscriminatory access to the NID on an unbundled basis to CLEC for the provision of a Telecommunications Service. In AT&T CONNECTICUT only, the CLEC access to the NID is offered as specified in the AT&T CONNECTICUT tariff.

7.1.3 AT&T-21STATE will permit CLEC to connect its UNE Loop facilities to an End User's premises wiring through AT&T-21STATE's NID, or at any other technically feasible point.

7.1.4 Any repairs, upgrade and rearrangements to the NID required by CLEC will be performed by AT&T-21STATE based on Time and Material charges. AT&T-21STATE, at the request of CLEC, will disconnect the AT&T-21STATE UNE Loop from the NID at charges reflected in the Pricing Schedule.

7.1.5 With respect to multiple dwelling units or multiple-unit business premises, CLEC will connect directly with the End User's premises wire, or may connect with the End User's premises wire via AT&T-21STATE's NID where necessary.

7.1.6 The AT&T-21STATE NIDs that CLEC uses under this Attachment will be existing NIDs installed by AT&T-21STATE to serve its End Users.

7.1.7 CLEC shall not attach to or disconnect AT&T-21STATE's ground. CLEC shall not cut or disconnect AT&T-21STATE's UNE Loop from the NID and/or its protector. CLEC shall not cut any other leads in the UNE NID.

7.1.8 CLEC, when it has constructed its own NID at a premises and needs only to make contact with AT&T-21STATE's NID, can disconnect the End User's wiring from AT&T-21STATE's NID and reconnect it to CLEC's NID.

8.0 UNE Loop

8.1.1 Subject to Section 3.0 above of this Attachment, AT&T-22STATE shall provide unbundled access to UNE Loops under the terms and conditions in this subsection.

8.1.2 Consistent with the applicable FCC rules, AT&T-22STATE will make available the UNE Loops set forth herein below between a distribution frame (or its equivalent) in an AT&T-22STATE central office and the UNE Loop demarcation point at an End User premises. The Parties acknowledge and agree that AT&T-22STATE shall not be obligated to provision any of the UNE Loops provided for herein to cellular sites or to any other location that does not constitute an End User premises. Where applicable, the UNE Loop includes all wire within multiple dwelling and tenant Buildings and campuses that provides access to End User premises wiring, provided such wire is owned and controlled by AT&T-22STATE. The UNE Loop includes, but is not limited to copper UNE Loops (two-wire and four-wire analog voice-grade copper UNE Loops, digital copper UNE Loops [e.g. DS0s and integrated services digital network (ISDN) lines]), as well

- as two-wire and four-wire copper UNE Loops conditioned, at CLEC's request and subject to charges, to transmit the digital signals needed to provide digital subscriber line services, DS1 Digital UNE Loops (where they have not been Declassified and subject to Caps set forth in Section 8.1.3.4.4 below) and DS3 Digital UNE Loops (where they have not been Declassified and subject to Caps set forth in Section 8.1.3.5.4 below) where such UNE Loops are deployed and available in **AT&T-22STATE** Wire Centers. CLEC agrees to operate each UNE Loop type within applicable technical standards and parameters.
- 8.1.2.1 When a UNE Local Loop is ordered to a high voltage area, the Parties understand and agree that such UNE Loop will require High Voltage Protective Equipment (HVPE) (e.g., a positron), to ensure the safety and integrity of the network, the Parties' employees and/or representatives, and CLEC's End User. Therefore, any request by CLEC for a UNE Loop to a high voltage area will be submitted by CLEC to **AT&T-22STATE** via the BFR process set forth in Attachment 08 – Bona Fide Request, and CLEC shall be required to pay **AT&T-22STATE** for any HVPE that is provisioned by **AT&T-22STATE** to CLEC in connection with CLEC's UNE Local Loop order to the high voltage area.
- 8.1.3 The following types of UNE Loops will be provided at the rates, terms, and conditions set forth in this Attachment, Pricing Schedule or for **AT&T CONNECTICUT** only, the tariff.
- 8.1.3.1 **AT&T-21STATE** 2-Wire Analog UNE Loop (Unbundled Voice Loop –SL1 (UVL-SL1))
- 8.1.3.1.1 2-Wire Analog UNE Loop is a transmission facility that supports analog voice frequency, voice band services with UNE Loop start signaling within the frequency spectrum of approximately 300 Hz and 3000 Hz.
- 8.1.3.1.2 If CLEC requests one or more 2-Wire Analog UNE Loops serviced by Integrated Digital Loop Carrier (IDLC), **AT&T-21STATE** will, where available, move the requested UNE Loop(s) to a spare, existing all-copper UNE Local Loop at no additional charge to CLEC. If, however, no spare UNE Local Loop is available, as defined above, **AT&T-21STATE** will notify CLEC of the lack of available facilities.
- 8.1.3.2 **AT&T-21STATE** 4-Wire Analog UNE Loop
- 8.1.3.2.1 A 4-Wire Analog UNE Loop is a transmission facility that provides a non-signaling voice band frequency spectrum of approximately 300 Hz to 3000 Hz. The 4-Wire Analog UNE Loop provides separate transmits and receive paths.
- 8.1.3.3 **AT&T-21STATE** 2-Wire Digital UNE Loop/ 2-Wire ISDN
- 8.1.3.3.1 A 2-Wire Digital UNE Loop is a transmission facility that supports Basic Rate ISDN (BRI) digital exchange services and will be provisioned according to industry standards.
- 8.1.3.4 **AT&T-22STATE** DS1 Digital UNE Loop
- 8.1.3.4.1 A DS1 Digital UNE Loop is a transmission facility that will support DS1 service including Primary Rate ISDN (PRI). The DS1 Digital UNE Loop supports usable bandwidth up to 1.544 Mbps.
- 8.1.3.4.2 DS1 Digital UNE Loops will be offered and/or provided only where such UNE Loops have not been Declassified.
- 8.1.3.4.3 The procedures set forth in Section 8.1.4.1 below will apply in the event DS1 Digital UNE Loops are or have been Declassified.
- 8.1.3.4.4 DS1 UNE Loop "Caps" – **AT&T-22STATE** is not obligated to provide to CLEC more than ten (10) DS1 Digital UNE Loops to any single Building in which DS1 Digital UNE Loops have not been otherwise Declassified; accordingly, CLEC may not order or otherwise obtain, and CLEC will cease ordering unbundled DS1 Digital UNE Loops once CLEC has already obtained ten DS1 Digital UNE Loops at the

same Building. If, notwithstanding this Section, CLEC submits such an order, at AT&T-22STATE's option it may accept or reject the order, but convert any requested DS1 Digital UNE Loop(s) in excess of the Cap to Special Access; applicable Special Access charges will apply to CLEC for such DS1 Digital UNE Loop(s) as of the date of provisioning.

8.1.3.5 AT&T-22STATE DS3 Digital UNE Loop

- 8.1.3.5.1 A DS3 Digital UNE Loop provides a digital, 45 Mbps transmission facility from an AT&T-22STATE central office to an End User's premises.
- 8.1.3.5.2 DS3 Digital UNE Loops will be offered and/or provided only where such UNE Loops have not been Declassified.
- 8.1.3.5.3 The procedures set forth in Section 8.1.4.2 below will apply in the event DS3 Digital UNE Loops are or have been Declassified.
- 8.1.3.5.4 DS3 UNE Loop "Caps" – AT&T-22STATE is not obligated to provide to CLEC more than one (1) DS3 Digital UNE Loop per requesting carrier to any single Building in which DS3 Digital UNE Loops have not been otherwise Declassified; accordingly, CLEC may not order or otherwise obtain, and CLEC will cease ordering unbundled DS3 Digital UNE Loops once CLEC has already obtained one DS3 Digital UNE Loop at the same Building. If, notwithstanding this Section, CLEC submits such an order, at AT&T-22STATE's option it may accept or reject the order, but convert any requested DS3 Digital UNE Loop(s) in excess of the Cap to Special Access; applicable Special Access charges will apply to CLEC for such DS3 Digital UNE Loop(s) as of the date of provisioning.

8.1.3.6 FTTH/FTTC Loops

- 8.1.3.6.1 In new build (i.e. greenfield) areas, AT&T-22STATE is not required to provide access to any FTTH/FTTC Loops on an unbundled basis when AT&T-22STATE deploys any such Loop to a residential unit that previously has not been served by any Loop facility.
- 8.1.3.6.2 In Overbuild situations where AT&T-22STATE has deployed a FTTH or FTTC Loop parallel to, or in replacement of, an existing copper Loop facility and has not retired the copper Loop pursuant to 47 C.F.R. §51.319(a)(3)(iv), AT&T-22STATE is not required to provide access to any FTTH/FTTC Loops on an unbundled basis when AT&T-22STATE has deployed any such Loop parallel to, or in replacement of an existing copper Loop facility, except that:
 - 8.1.3.6.2.1 AT&T-22STATE will maintain the existing copper Loop connected to the particular End User's premises after deploying the FTTH/FTTC Loop and provide nondiscriminatory access to that copper Loop on an unbundled basis, unless AT&T-22STATE retires the copper Loop pursuant to 47 C.F.R. §51.319(a)(3)(iv).
 - 8.1.3.6.2.2 When AT&T-22STATE maintains the existing copper Loops pursuant to 47 C.F.R. §51.319(a)(3)(iii)(A), AT&T-22STATE need not incur any expenses to ensure that the existing copper Loop remains capable of transmitting signals prior to receiving a request for access pursuant to that section, in which case AT&T-22STATE shall restore the copper Loop to serviceable condition upon request.
 - 8.1.3.6.2.3 AT&T-22STATE may retire copper Loops that have been replaced with FTTH/FTTC facilities using the FCC's network disclosure

requirements as set forth in Section 251(c)(5) of the Act and in §§ 51.325 through 51.335 and any applicable state requirements.

- 8.1.3.6.2.4 If AT&T-22STATE retires the copper loop pursuant to this section, AT&T-22STATE shall provide nondiscriminatory access to one 64 kilobits per second transmission path capable of voice grade service over the fiber-to-the-home loop or fiber-to-the curb loop on an unbundled basis on the same rates and terms applicable under the Agreement to a 2Wire Voice Grade Loop to the same premises where such a loop is available.

8.1.4 Declassification Procedure

- 8.1.4.1 DS1 UNE Digital Loop – Subject to the Cap described in Section 8.1.3.4.4 above, AT&T-22STATE shall provide CLEC with access to a DS1 UNE Digital Loop, where available, to any Building not served by a Wire Center with 60,000 or more business lines and four (4) or more fiber-based Collocators. Once a Wire Center exceeds these thresholds, no future DS1 Digital Loop unbundling will be required in that Wire Center, or any Buildings served by that Wire Center, and DS1 Digital UNE Loops in that Wire Center, or any Buildings served by that Wire Center, shall be Declassified and no longer available as UNEs under this Agreement. Accordingly, CLEC may not order or otherwise obtain, and CLEC will cease ordering DS1 UNE Digital UNE Loops in such Wire Center(s), or any Buildings served by such Wire Center(s).

- 8.1.4.2 DS3 Digital UNE Loop – Subject to the Cap described in Section 8.1.3.5.4 above, AT&T-22STATE shall provide CLEC with access to a DS3 UNE Digital UNE Loop, where available, to any Building not served by a Wire Center with at least 38,000 business lines and at least four (4) fiber-based Collocators. Once a Wire Center exceeds these thresholds, no future DS3 Digital UNE Loop unbundling will be required in that Wire Center, or any Buildings served by that Wire Center, and DS3 Digital UNE Loops in that Wire Center, or any Buildings served by that Wire Center, shall be Declassified, and no longer available as UNEs under this Agreement. Accordingly, CLEC may not order or otherwise obtain, and CLEC will cease ordering DS3 UNE Digital UNE Loops in such Wire Center(s), or any Buildings served by such Wire Center(s).

- 8.1.4.3 Effect on Embedded Base – Upon Declassification of DS1 Digital UNE Loops and/or DS3 Digital UNE Loops already purchased by CLEC as UNEs under this Agreement, AT&T-22STATE will provide written Notice to CLEC of such Declassification and proceed in accordance with Sections 14.0 below 15.0 below, and 16.0 below.

- 8.1.4.3.1 Products provided by AT&T-22STATE in conjunction with such UNE Loops (e.g. cross-connects) shall also be subject to re-pricing under this Section and Section 14.0 below where such UNE Loops are Declassified.

- 8.1.4.4 The Parties agree that activity by AT&T-22STATE under this Section shall not be subject to the Network Disclosure Rules.

9.0 UNE DS1 and DS3 Dedicated Transport

- 9.1.1 Subject to Section 3.0 above of this Attachment, AT&T-21STATE shall provide DS1 (1.544 Mbps) and DS3 (44.736 Mbps) UDT under the following terms and conditions in this subsection.
- 9.1.2 For purposes of this Agreement, AT&T-22STATE is not obligated to provide CLEC with unbundled access to DS1/DS3 UDT that does not connect a pair of AT&T-22STATE Wire Centers.
- 9.1.3 AT&T-22STATE will be responsible for the engineering, provisioning, and maintenance of the underlying equipment and facilities that are used to provide DS1/DS3 UDT.
- 9.1.4 Subject to the Caps set forth in Section 9.1.6.2 below and Section 9.1.6.3 below, DS1/DS3 UDT will be provided only where such facilities exist at the time of CLEC request, and only over Routes that are not or have not been Declassified.

- 9.1.5 AT&T CONNECTICUT offers DS1/DS3 UDT as described in Section 18 of the Connecticut Access Service Tariff.
- 9.1.6 DS1 and DS3 UDT includes, as follows:
- 9.1.6.1 Multiplexing – an option ordered in conjunction with DS1 or DS3 UDT that converts a circuit from higher to lower bandwidth, or from digital to voice grade. Multiplexing is only available when ordered at the same time as DS1 or DS3 UDT and at the rates set forth in the Pricing Schedule.
 - 9.1.6.2 DS3 UDT Caps – AT&T-22STATE is not obligated to provide to CLEC more than twelve (12) DS3 UDT circuits on each Route on which DS3 Dedicated Transport has not been otherwise Declassified; accordingly, CLEC may not order or otherwise obtain, and CLEC will cease ordering unbundled DS3 Dedicated Transport once CLEC has already obtained twelve DS3 UDT circuits on the same Route. If, notwithstanding this Section, CLEC submits such an order, at AT&T-22STATE's option, it may accept or reject the order, but convert any requested DS3 UDT in excess of the Cap to Special Access; applicable Special Access charges will apply to CLEC for such DS3 Dedicated Transport circuits as of the date of provisioning.
 - 9.1.6.3 DS1 UDT Caps - AT&T-22STATE is not obligated to provide to CLEC more than ten (10) DS1 251(c)(3) UDT circuits on each route on which DS1 Dedicated Transport has not been otherwise Declassified; accordingly, CLEC may not order or otherwise obtain, and CLEC will cease ordering unbundled DS1 Dedicated Transport once CLEC has already obtained ten DS1 251(c)(3) UDT circuits on the same route. If, notwithstanding this Section, CLEC submits such an order, at AT&T-22STATE's option it may accept the order, but convert any requested DS1 251(c)(3) UDT in excess of the Cap to Special Access, and applicable Special Access charges will apply to CLEC for such DS1 Dedicated Transport circuits as of the date of provisioning.
- 9.1.7 Declassification Procedure
- 9.1.7.1 Wire Center "Tiers" – For purposes of Sections 9.0 above and 10.0 below Wire Centers are classified into three "tiers," as follows:
 - 9.1.7.1.1 Tier 1 Wire Centers are those AT&T-22STATE Wire Centers that contain at least four (4) fiber-based Collocators, at least 38,000 business lines, or both. Tier 1 Wire Centers also are those AT&T-22STATE tandem switching locations that have no Line-Side switching facilities, but nevertheless serve as a point of traffic aggregation accessible by CLEC. Once a Wire Center is determined to be a Tier 1 Wire Center, that Wire Center is not subject to later reclassification as a Tier 2 or Tier 3 Wire Center.
 - 9.1.7.1.2 Tier 2 Wire Centers are those AT&T-22STATE Wire Centers that are not Tier 1 Wire Centers, but contain at least three (3) fiber-based Collocators, at least 24,000 business lines, or both. Once a Wire Center is determined to be a Tier 2 Wire Center, that Wire Center is not subject to later reclassification as a Tier 3 Wire Center.
 - 9.1.7.1.3 Tier 3 Wire Centers are those AT&T-22STATE Wire Centers that do not meet the criteria for Tier 1 or Tier 2 Wire Centers.
 - 9.1.7.2 DS1 Dedicated Transport Declassification
 - 9.1.7.2.1 Subject to the Cap described in Section 9.1.6.3 above AT&T-22STATE shall provide CLEC with access to DS1 UDT on Routes, except Routes where both Wire Centers defining the Route are Tier 1 Wire Centers. As such, AT&T-22STATE must provide UNE DS1 Dedicated Transport under this Agreement only if a Wire Center at either end of a requested Route is not a Tier 1 Wire Center, or if neither is a Tier 1 Wire Center. DS1 Dedicated Transport circuits on Routes between Tier 1 Wire Centers are Declassified and no longer available as UNEs under this

Agreement. Accordingly, CLEC may not order or otherwise obtain, and CLEC will cease ordering DS1 UNE Dedicated Transport on such Route(s).

9.1.7.3 DS3 Dedicated Transport Declassification

9.1.7.3.1 Subject to the Cap described in 9.1.6.1 above, AT&T-22STATE shall provide CLEC with access to DS3 UDT, except on Routes where both Wire Centers defining the Route are either Tier 1 or Tier 2 Wire Centers. As such, AT&T-22STATE must provide DS3 UDT under this Agreement only if a Wire Center on either end of the requested Route is a Tier 3 Wire Center. If both Wire Centers defining a requested Route are either Tier 1 or Tier 2 Wire Centers, then DS3 Dedicated Transport circuits on such Routes are Declassified and no longer available as UNEs under this Agreement. Accordingly, CLEC may not order or otherwise obtain, and CLEC will cease ordering DS3 UNE Dedicated Transport on such Route(s).

9.1.7.4 Effect on Embedded Base – Upon Declassification of DS1 Dedicated Transport or DS3 Dedicated Transport already purchased by CLEC as UNEs under this Agreement, AT&T-22STATE will provide written Notice to CLEC of such Declassification, and proceed in accordance with Sections 14.0 below, 15.0 below and 16.0 below.

9.1.7.4.1 Products provided by AT&T-22STATE in conjunction with UNE DS1 and DS3 Dedicated Transport (e.g. cross-connects) shall also be subject to re-pricing under the section where Dedicated Transport is Declassified.

9.1.7.5 The Parties agree that activity by AT&T-22STATE under this Section 9.1.7 above shall not be subject to the Network Disclosure Rules.

10.0 UNE Dedicated Transport Dark Fiber

10.1 Subject to Section 4.0 above of this Attachment, AT&T-22STATE shall provide unbundled access to Dedicated Transport Dark Fiber under the following terms and conditions in this subsection. AT&T-22STATE is not required to provide UNE Loop and/or Dark Fiber Loop on an unbundled basis.

10.2 Dedicated Transport Dark Fiber is deployed, unlit optical fiber within AT&T-22STATE's network. Dedicated Transport Dark Fiber charges are set forth in the Pricing Schedule. AT&T CONNECTICUT offers UNE Dedicated Transport Dark Fiber as described in Section 18.2.1N of the Connecticut Access Service Tariff.

10.3 At Dedicated Transport Dark Fiber segments in Routes that have not been Declassified, AT&T-21STATE will provide a UNE Dedicated Transport Dark Fiber segment that is considered "spare" as defined in Sections 10.4 below. AT&T-21STATE is not obligated to provide CLEC with unbundled access to Dedicated Transport Dark Fiber that does not connect a pair of AT&T-21STATE Wire Centers. AT&T-21STATE will offer UNE Dedicated Transport Dark Fiber to CLEC when CLEC has Collocation space in each AT&T-21STATE central office where the requested UNE Dedicated Transport Dark Fiber(s) terminate.

10.4 Spare Dark Fiber Transport Inventory Availability and Condition:

10.4.1 All available spare UNE Dedicated Transport Dark Fiber will be provided as is. No conditioning will be offered.

10.4.2 Spare Dedicated Transport Dark Fiber is fiber that can be spliced in all segments, point to point but not assigned. Spare Dedicated Transport Dark Fiber does not include maintenance spares, fibers set aside and documented for AT&T-21STATE's forecasted growth, defective fibers, or fibers subscribed to by other Telecommunications Carriers.

10.4.3 CLEC will not obtain any more than twenty-five (25%) percent of the spare UNE Dedicated Transport Dark Fiber contained in the requested segment during any two-year period.

- 10.5 CLEC requesting UNE Dedicated Transport Dark Fiber must submit a Dark Fiber Facility Inquiry, providing CLEC's specific point-to-point (A to Z) dark fiber requirements. Rates for the Dark Fiber Facility Inquiry are as set forth in the Pricing Schedule.
- 10.6 For Quantities and Time Frames for ordering UNE Dedicated Transport Dark Fiber, refer to the AT&T CLEC Online website.
- 10.7 Right of Revocation of Access to UNE Dedicated Transport Dark Fiber:
- 10.7.1 Right of revocation of access to UNE Dedicated Transport Dark Fiber is distinguishable from Declassification. For clarification purposes, **AT&T-21STATE**'s right of revocation of access under this Section applies even when the affected Dedicated Transport Dark Fiber remains a UNE, subject to unbundling obligations under Section 251(c)(3) of the Act, in which case CLEC's rights to the affected network element may be revoked as provided in this Section.
- 10.7.2 Should CLEC not utilize the fiber strand(s) subscribed to within the twelve (12) month period following the date **AT&T-21STATE** provided the fiber(s), **AT&T-21STATE** may revoke CLEC's access to the UNE Dedicated Transport Dark Fiber and recover those fiber facilities and return them to **AT&T-21STATE**'s inventory.
- 10.7.3 **AT&T-21STATE** may reclaim from CLEC the right to use UNE Dedicated Transport Dark Fiber, whether or not such fiber is being utilized by CLEC, upon twelve (12) months written Notice to CLEC. If the reclaimed UNE Dedicated Transport Dark Fiber is not otherwise Declassified during the Notice period, **AT&T-21STATE** will provide an alternative facility for CLEC with the same bandwidth CLEC was using prior to reclaiming the facility. **AT&T-21STATE** must also demonstrate upon CLEC's request that the reclaimed Dedicated Transport Dark Fiber will be needed to meet **AT&T-21STATE**'s bandwidth requirements within the twelve (12) months following the revocation.
- 10.8 Access Methods Specific to UNE Dedicated Transport Dark Fiber:
- 10.8.1 The termination point for UNE Dedicated Transport Dark Fiber at central offices will be in an **AT&T-21STATE**-approved splitter shelf. This arrangement allows for non-intrusive testing.
- 10.8.2 At central offices, UNE Dedicated Transport Dark Fiber terminates on a fiber distribution frame, or equivalent, in the central office. CLEC access is provided via Collocation.
- 10.9 For Installation and Maintenance for UNE Dedicated Transport Dark Fiber, refer to AT&T's CLEC Online website.
- 10.9.1 **AT&T-21STATE** will install termination points and place the fiber jumpers from the fiber optic terminals to the termination point. CLEC will run its fiber jumpers from the termination point (1x2, 90-10 optical splitter) to CLEC.
- 10.10 Dark Fiber Transport Declassification:
- 10.10.1 **AT&T-22STATE** shall provide CLEC with access to UNE Dedicated Transport Dark Fiber, except on Routes where both Wire Centers defining the Route are either Tier 1 or Tier 2 Wire Centers, as described in Section 14.0 below. As such, **AT&T-22STATE** must provide UNE Dedicated Transport Dark Fiber under this Agreement only if a Wire Center on either end of the requested Route is a Tier 3 Wire Center. If both Wire Centers defining a requested Route are either Tier 1 or Tier 2 Wire Centers, then Dedicated Transport Dark Fiber circuits on such Routes are Declassified and no longer available as UNEs under this Agreement. Accordingly, CLEC may not order or otherwise obtain, and CLEC will cease ordering UNE Dedicated Transport Dark Fiber on such Route(s).
- 10.10.2 Effect on Embedded Base – Upon Declassification of Dedicated Transport Dark Fiber already purchased by CLEC as UNEs under this Agreement, **AT&T-22STATE** will provide written Notice to CLEC of such Declassification, and proceed in accordance with Section 14.0 below. At the end of the Notice period under that Section, provision of the affected Dedicated Transport Dark Fiber to CLEC will be terminated without further obligation of **AT&T-22STATE**.

10.10.3 Products provided by AT&T-22STATE in conjunction with UNE Dedicated Transport Dark Fiber, if any, shall also be subject to termination under this section where such fiber is Declassified.

10.10.4 The Parties agree that activity by AT&T-22STATE under this Section shall not be subject to the Network Disclosure Rules.

11.0 Routine Network Modifications for UNE Loops, UNE DS1, DS3 and Dark Fiber Dedicated Transport

11.1.1 AT&T-22STATE shall make Routine Network Modifications (RNM) to UNE Loop and UNE DS1, DS3, and Dark Fiber Dedicated Transport facilities used by CLEC where the requested UNE facility has already been constructed. AT&T-22STATE shall perform RNM to UNE Loop and UNE DS1, DS3, and Dark Fiber Dedicated Transport facilities in a nondiscriminatory fashion, without regard to whether the UNE facility being accessed was constructed on behalf, or in accordance with the specifications, of any carrier.

11.1.2 A "Routine Network Modification" is an activity that AT&T regularly undertakes for its own customers. RNM include rearranging or splicing of existing cable; adding an equipment case; adding a doubler or repeater; adding a smart jack; installing a repeater shelf; adding a line card; deploying a new multiplexer or reconfiguring an existing multiplexer; and attaching electronic and other equipment that AT&T-22STATE ordinarily attaches to activate such UNE Loops or Transport facilities for its own retail End Users, under the same conditions and in the same manner that AT&T-22STATE does for its own End Users. RNM may entail activities such as accessing manholes, deploying bucket trucks to reach aerial cable and installing equipment casings. AT&T-22STATE will place drops in the same manner as it does for its own End Users.

11.1.3 RNM do not include constructing new UNE Loops; or UNE DS1, DS3, or Dark Fiber Dedicated Transport; installing new cable or fiber; securing permits or rights-of-way; constructing and/or placing new manholes or conduits; installing new terminals; or removing or reconfiguring packetized transmission facility. Nor do RNM include the provision of electronics for the purpose of lighting dark fiber (i.e., optronics). AT&T-22STATE is not obligated to perform those activities for CLEC.

11.1.4 AT&T-22STATE shall determine whether and how to perform RNM using the same network or outside plant engineering principles that would be applied in providing service to AT&T-22STATE's retail End Users.

11.1.5 AT&T-22STATE has no obligation to build Time Division Multiplexing (TDM) capability into new packet-based networks or into existing packet-based networks that never had TDM capability.

11.1.6 Notwithstanding anything to the contrary herein, AT&T-22STATE's obligations with respect to RNM apply only where the UNE Loop and Transport transmission facilities are subject to unbundling and do not apply to FTTH UNE Loops or FTTC UNE Loops.

11.1.7 AT&T-22STATE shall provide RNM at the rates, terms and conditions set forth in this Attachment and in the Pricing Schedule or at rates to be determined on an individual case basis (ICB) or through the Special Construction (SC) process. AT&T-22STATE will impose charges for RNM in instances where such charges are not included in any costs already recovered through existing, applicable recurring and non-recurring charges. The Parties agree that the RNM for which AT&T-22STATE is not recovering costs in existing recurring and non-recurring charges, and for which costs will be imposed on CLEC as an ICB/SC include, but are not limited to: (i) adding an equipment case, (ii) adding a doubler or repeater including associated line card(s), (iii) installing a repeater shelf, and any other necessary work and parts associated with a repeater shelf, and (iv) where applicable, deploying multiplexing equipment, to the extent such equipment is not present on the UNE Loop or Transport facility when ordered.

12.0 911/E911 Database

12.1.1 Access to the AT&T-22STATE 911/ E911 call-related databases will be provided as described in Attachment 05 - 911/E911.

13.0 Operations Support Systems (OSS) FUNCTIONS

13.1.1 Operations Support Systems Functions consist of pre-ordering, ordering, provisioning, maintenance and repair, and billing functions supported by AT&T-22STATE's databases and information. AT&T-22STATE

will provide CLEC access to its OSS Functions as outlined in Attachment 07 - Operations Support Systems (OSS).

14.0 Non-Impaired Wire Center Criteria And Related Processes

14.1 **AT&T-22STATE** has designated and posted, to AT&T CLEC Online website, the Wire Centers where it contends the thresholds for DS1 and DS3 Unbundled High-Capacity UNE Loops (as defined pursuant to Rule 51.319(a)(4) and Rule 51.319(a)(5) and for Tier 1 and Tier 2 Non-Impaired Wire Centers as defined pursuant to Rule 51.319(e)(3)(i) and Rule 51.319(e)(3)(ii)) have been met.

14.2 Commission-approved Wire Center Lists:

14.2.1 In states where the Commission has already determined that a Wire Center is properly designated as a Wire Center meeting the thresholds set forth pursuant to Rule 51.319(a)(4), Rule 51.319(a)(5), Rule 51.319(e)(3)(i) and Rule 51.319(e)(3)(ii), CLEC may no longer self-certify or request DS1/DS3 High-Capacity UNE Loops, DS1/DS3 Dedicated Transport or Dark Fiber Dedicated Transport arrangements declassified by the non-impairment status of the Wire Center in such Wire Center.

14.3 Wire Center Lists Pending Commission Approval:

14.3.1 In states where the Commission has not previously determined, in any proceeding, that a Wire Center is properly designated as a Wire Center meeting the thresholds set forth pursuant to Rule 51.319(a)(4), Rule 51.319(a)(5), Rule 51.319(e)(3)(i) and Rule 51.319(e)(3)(ii), **AT&T-22STATE**'s designations shall be treated as controlling (even if CLEC believes the list is inaccurate) for purposes of transition and ordering unless CLEC provides a self-certification as outlined below. If a CLEC withdraws its self-certification after a dispute has been filed with the Commission, but before the Commission has made a determination regarding the wire center designation, the wire center designation(s) that were the subject of the dispute will be treated as though the Commission approved **AT&T-22STATE**'s designations.

14.4 Self-Certifications:

14.4.1 CLEC shall perform a reasonably diligent inquiry to determine whether, to the best of CLEC 's knowledge, the Wire Center meets the non-impairment thresholds as set forth pursuant to Rule 51.319(a)(4), Rule 51.319(a)(5), Rule 51.319(e)(3)(i) and Rule 51.319(e)(3)(ii).

14.4.2 If, based on its reasonably diligent inquiry, the CLEC disputes the **AT&T-22STATE** Wire Center non-impairment designation, the CLEC will provide a self-certification to **AT&T-22STATE** identifying the Wire Center(s) for which it is self-certifying. To self-certify, CLEC can send a letter to **AT&T-22STATE** claiming Self Certification or CLEC may elect to self-certify using a written or electronic notification sent to **AT&T-22STATE**.

14.4.3 If CLEC makes such a self-certification, and CLEC is otherwise entitled to the ordered element under the Agreement, then **AT&T-22STATE** shall provision the requested facilities in accordance with CLEC's order and within **AT&T-22STATE**'s standard ordering interval applicable to such facilities.

14.4.4 If **AT&T-22STATE** in error rejects CLEC orders, where CLEC has provided self certification in accordance with this Section of this Agreement, **AT&T-22STATE** will modify its systems to accept such orders within 5 business hours of CLEC notification to its Local Service Specialist.

14.4.5 CLEC may not submit a self-certification for a Wire Center after the transition period for the DS1/DS3 UNE Loops and/or DS1/DS3 Dedicated Transport and/or Dark Fiber Dedicated Transport impacted by the designation of the Wire Center has passed.

14.5 CLEC may not self-certify that it is entitled to obtain Unbundled DS1/DS3 UNE Loops or Unbundled DS1/DS3 Dedicated Transport at a location where CLEC has met the volume Cap set forth in Sections 8.1.3.4.4 above and 8.1.3.5.4 above (for DS1/DS3 UNE Loops) and 9.1.6.3 above and 9.1.6.2 above (for DS1/DS3 Dedicated Transport).

14.6 Until CLEC provides a self-certification for High-Capacity UNE Loops and/or Transport for such Wire Center designations, CLEC will not submit High Capacity UNE Loop and/or Transport orders based on the Wire Center designation, and if no self-certification is provided will transition any remaining Embedded Base of DS1 and DS3

UNE Loop and Transport and Dark Fiber Transport arrangements affected by the designation by disconnecting or transitioning to an alternate facility or arrangement, if available, within thirty (30) calendar days of executing this Agreement. If CLEC fails to disconnect or transition to an alternate facility or arrangement within such thirty (30) calendar day period, **AT&T-22STATE** may disconnect such circuits or beginning billing CLEC the equivalent special access rate. If no equivalent special access rate exists, a true-up will be determined using the Transitional Rates.

- 14.7 **AT&T-22STATE** will update the AT&T CLEC Online website posted list and will advise CLECs of such posting via Accessible Letter, which term for the purposes of this Section above of this Agreement shall be deemed to mean an Accessible Letter issued after the Effective Date of this Agreement, as set forth in this Section 14.0 above of this Agreement
- 14.8 If it desires to do so, **AT&T-22STATE** can dispute the self-certification and associated CLEC orders for facilities pursuant to the following procedures:
- 14.8.1 **AT&T-22STATE** will notify the CLEC of its intent to dispute the CLEC's self-certification within thirty (30) calendar days of the CLEC 's self-certification or within thirty (30) calendar days of the Effective Date of this Agreement, whichever is later.
- 14.8.2 **AT&T-22STATE** will file the dispute for resolution with the state Commission within sixty (60) calendar days of the CLEC's self-certification or within sixty (60) calendar days of the Effective Date of this Agreement, whichever is later.
- 14.8.3 **AT&T-22STATE** will notify CLEC of the filing of such a dispute via Accessible Letter.
- 14.8.4 If the self-certification dispute is filed with the state Commission for resolution, the Parties will not oppose requests for intervention by other CLECs if such request is related to the disputed Wire Center designation(s). The Parties agree to urge the state Commission to adopt a case schedule resulting in the prompt resolution of the dispute.
- 14.9 During the timeframe of any dispute resolution proceeding, **AT&T-22STATE** shall continue to provide the High-Capacity UNE Loop or Transport facility in question to CLEC at the rates in the Pricing Schedule.
- 14.10 If CLEC withdraws its self-certification, or if the state Commission determines through arbitration or otherwise that CLEC was not entitled to the provisioned DS1/DS3 UNE Loops or DS1/DS3 Dedicated Transport or Dark Fiber Dedicated Transport under Section 251, the rates paid by CLEC for the affected UNE Loop or Transport shall be subject to true-up as follows:
- 14.10.1 For Wire Centers designated by **AT&T-22STATE** prior to March 11, 2005 and
- 14.10.2 For the affected UNE Loop/Transport element(s) installed prior to March 11, 2005,
- 14.10.2.1 CLEC will provide a true-up calculated using a beginning date of March 11, 2005 based on the FCC transitional rates which are the rates in effect at the time of the non-impairment designations plus 15% ("Transitional Rates"). If affected UNE Loops/Transport element(s) remain in place after the end of the initial TRRO transition period, CLEC will also provide a true-up for the period after the end of initial TRRO transition period calculated using the equivalent special access rates during the period between the end of the initial transition period and the date the circuit is actually transitioned. If no equivalent special access rate exists, a true-up will be determined using the Transitional Rates. The applicable equivalent special access rate/Transitional Rates as described above will continue to apply until the facility has been transitioned.
- 14.10.2.2 For the affected UNE Loop/Transport element(s) installed after March 11, 2005, CLEC will provide a true-up to an equivalent special access rate as of the later of the date billing began for the provisioned element or thirty (30) calendar days after **AT&T-22STATE**'s Notice of non-impairment. If no equivalent special access rate exists, a true-up will be determined using the Transitional Rates. The applicable equivalent special access rate/Transitional Rates will continue to apply until the facility has been transitioned.
- 14.10.2.3 For Wire Centers designated by **AT&T-22STATE** after March 11, 2005,

14.10.2.3.1 For affected UNE Loop/Transport elements ordered before AT&T-22STATE's Wire Center designation,

14.10.2.3.1.1 If the applicable transition period is within the initial TRRO transition period described in Section 15.0 below of this Agreement, CLEC will provide a true-up during the period between the date that is thirty (30) calendar days after AT&T-22STATE's Notice of non-impairment and the date the circuit is transitioned to the Transitional Rates.

14.10.2.3.1.2 If the applicable transition period is after the initial TRRO transition period described in Section 14.1 above of this Agreement has expired, CLEC will provide a true-up based on the Transitional Rates between the date that is thirty (30) calendar days after AT&T-22STATE's Notice of non-impairment and the end of the applicable transition period described in Section 15.1 below and the equivalent special access rates during the period between the end of the initial transition period and the date the circuit is actually transitioned. If no equivalent special access rate exists, a true-up will be determined using the Transitional Rates. The applicable equivalent special access/Transitional Rates as described above will continue to apply until the facility has been transitioned.

14.10.2.3.2 For affected UNE Loop/Transport elements ordered after AT&T-22STATE's Wire Center designation, CLEC will provide a true-up for the affected UNE Loop/Transport element(s) to an equivalent special access rate for the affected UNE Loop/Transport element(s) as of the later of the date billing began for the provisioned element or thirty (30) calendar days after AT&T-22STATE's Notice of non-impairment. If no equivalent special access rate exists, a true-up will be determined using the Transitional Rates. The applicable equivalent special access/Transitional Rates will continue to apply until the facility has been transitioned.

14.10.3 In the event of a dispute following CLEC's Self-Certification, upon request by the Commission or CLEC, AT&T-22STATE will make available, subject to the appropriate state or federal protective order, and other reasonable safeguards, all documentation and all data upon which AT&T-22STATE intends to rely, which will include the detailed business line information for the AT&T-22STATE Wire Center or centers that are the subject of the dispute.

15.0 Future Wire Center Designations

15.1 The parties recognize that Wire Centers that AT&T-22STATE had not designated as meeting the FCC's non-impairment thresholds as of March 11, 2005, may meet those thresholds in the future. In the event that a Wire Center that is not currently designated as meeting one or more of the FCC's non-impairment thresholds, meets one or more of these thresholds at a later date, AT&T-22STATE may add the Wire Center to the list of designated Wire Centers and the Parties will use the following process:

15.1.1 AT&T-22STATE may update the Wire Center list as changes occur.

15.1.2 To designate a Wire Center that had previously not met one or more of the FCC's impairment thresholds but subsequently does so, AT&T-22STATE will provide notification to CLEC via Accessible Letter and by a posting on AT&T CLEC Online website.

15.1.3 AT&T-22STATE will continue to accept CLEC orders for impacted DS1/DS3 UNE Loops, DS1/DS3 Dedicated Transport and/or Dark Fiber Dedicated Transport without requiring CLEC self-certification for thirty (30) calendar days after the date the Accessible Letter is issued.

- 15.1.4 In the event the CLEC disagrees with AT&T-22STATE's determination, CLEC will have sixty (60) calendar days from the issuance of the Accessible Letter to dispute AT&T-22STATE's Wire Center determination by providing a self-certification to AT&T-22STATE.
- 15.1.5 If the CLEC does not use the self-certification process described in Section 15.1.4 above to self-certify against AT&T-22STATE's Wire Center designation within sixty (60) calendar days of the issuance of the Accessible Letter, CLEC must transition all circuits that have been declassified by the Wire Center designation(s) by disconnecting or transitioning to an alternate facility or arrangement, if available, within thirty (30) calendar days ending on the 90th day after the issuance of the Accessible Letter providing the Wire Center designation of non-impairment; no additional notification from AT&T-22STATE will be required. CLEC may not obtain new DS1/DS3 UNE Loops, DS1/DS3 Dedicated Transport and/or Dark Fiber Dedicated Transport in Wire Centers and/or Routes where such circuits have been declassified during the applicable transition period. If CLEC fails to disconnect or transition to an alternate facility or arrangement within such thirty (30) day period, AT&T-22STATE may disconnect such circuits or beginning billing CLEC the equivalent special access rate. If no equivalent special access rate exists, a true-up will be determined using the transitional rates set forth in Section 15.2 below.
- 15.1.6 If CLEC does provide self-certification to dispute AT&T-22STATE's designation determination within sixty (60) calendar days of the issuance of the Accessible Letter, AT&T-22STATE may dispute CLEC's self-certification as described in Section 14.8 above of this Agreement and AT&T-22STATE will accept and provision the applicable UNE Loop and Transport orders for the CLEC providing the self certification during a dispute resolution process.
- 15.2 During the applicable transition period, the transition rates paid will be rates in effect at the time of the non-impairment designations plus 15%.
- 16.0 Transition Procedures of DS1/DS3 UNE Loops, DS1/DS3 Dedicated Transport or Dark Fiber Dedicated Transport arrangements impacted by Wire Center designation(s)**
- 16.1 The provisions of Section 14.1 above of this Attachment shall apply to the transition of DS1/DS3 UNE Loops, DS1/DS3 Dedicated Transport or Dark Fiber Dedicated Transport arrangements impacted by Wire Center designation(s). As outlined in Section 14.1 above of this Attachment, requested transitions of DS1/DS3 High Capacity UNE Loops, DS1/DS3 Dedicated Transport or Dark Fiber Dedicated Transport arrangements shall be performed in a manner that reasonably minimizes the disruption or degradation to CLEC 's End User's service, and all applicable charges shall apply. Cross-connects provided by AT&T-22STATE in conjunction with such UNE Loops and/or Transport shall be billed at applicable wholesale rates (e.g., prior to transition, cross connects will be billed at transitional rates, after transition, if conversion is to an access product, cross connects will be billed at applicable access rates. Cross-connects that are not associated with such transitioned DS1/DS3 High-Capacity UNE Loops, DS1/DS3 Dedicated Transport or Dark Fiber Dedicated Transport arrangements shall not be re-priced.
- 16.2 AT&T-22STATE will process CLEC orders for DS1/DS3 UNE Loops, DS1/DS3 Dedicated Transport, or Dark Fiber Transport conversion or disconnection. AT&T-22STATE will not convert or disconnect these services prior to the end of the applicable transitional period unless specifically requested by the CLEC; however, CLEC is responsible for ensuring that it submits timely orders in order to complete the transition by the end of applicable transitional period in an orderly manner.
- 16.3 A Building that is served by both an impaired Wire Center and a non impaired Wire Center and that is not located in the serving area for the non-impaired Wire Center will continue to have affected elements available from the impaired Wire Center and support incremental moves, adds, and changes otherwise permitted by the Agreement, as amended.
- 16.4 Notwithstanding anything to the contrary in the Agreement, including any amendments to this Agreement, at the end of the applicable transitional period, unless CLEC has submitted a disconnect/discontinuance LSR or ASR, as applicable, under Section 14.4.1 above of this Agreement, and if CLEC and AT&T-22STATE have failed to reach agreement under Section 14.4.1 above of this Agreement as to a substitute service arrangement or element, then AT&T-22STATE may, at its sole option, disconnect DS1/DS3 UNE Loops, DS1/DS3 Dedicated Transport or Dark



Fiber Dedicated Transport, whether previously provided alone or in combination with or as part of any other arrangement, or convert the subject element(s), whether alone or in combination with or as part of any other arrangement to an analogous resale or access service, if available, at rates applicable to such analogous service or arrangement.



Attachment 14 - xDSL Loops



Table of Contents

1.0	INTRODUCTION	3
2.0	GENERAL PROVISIONS.....	3
3.0	PRODUCT SPECIFIC SERVICE DELIVERY PROVISIONS.....	3

1.0 **Introduction**

- 1.1 **AT&T-21STATE** will make available xDSL Loops and xDSL/Unbundled Copper Subloop (UCSL) Subloops for the provision of xDSL-based services or line splitting arrangements provided by CLEC in accordance with the FCC's *Triennial Review Order* and associated lawful and effective implementing rules, 47 C.F.R. §51.319(a)(1)(i)-(iv) and (b)(1), as such rules may be modified from time to time.

2.0 **General Provisions**

- 2.1 **AT&T-21STATE** will provide xDSL Loops and xDSL/UCSL Subloops for CLEC to deploy xDSL technologies presumed acceptable for deployment or non-standard xDSL technologies as defined in this Agreement and as provided for under the applicable lawful and effective FCC rules, 47 C.F.R. §51.230, as such rule may be modified from time to time.
- 2.2 **AT&T-21STATE** will not guarantee that an xDSL Loop or xDSL/UCSL Subloops ordered by CLEC will perform as desired by CLEC for xDSL based services, but will guarantee that Loops will be provisioned to meet basic metallic Loop parameters, including continuity and pair balance. CLEC shall designate on its Local Service Request (LSR), at CLEC's sole option, what Loop conditioning **AT&T-21STATE** is to perform in provisioning the order.
- 2.3 The Parties shall comply with the FCC's lawful and effective spectrum management rules, 47 C.F.R. §51.231-233, as such rules may be modified from time to time. Refer to AT&T CLEC Online website for specific processes addressing Spectrum Management.
- 2.4 Maintenance, Repair and Testing:
- 2.4.1 **AT&T-21STATE** shall provide Maintenance Repair and Testing in accordance with the lawful and effective requirements of 47 C.F.R. §51.319(a)(1)(iv) and as outlined on the AT&T CLEC Online website and within Attachment 07 - Operations Support Systems (OSS).
- 2.4.2 Line and Station Transfer (LST): For a loop currently in service where trouble ticket resolution has identified that excessive bridged tap(s), load coil(s) and/or repeater(s) are on the loop and transferring to a new loop is a solution identified by **AT&T-12STATE** to resolve a trouble, **AT&T-12STATE**, at its sole option, may perform an LST to resolve the identified trouble. In the event that a request for conditioning is received from the CLEC on a loop currently in service and **AT&T-12STATE** determines that an LST can be performed, the **AT&T-12STATE** LOC will contact the CLEC to inform it of the decision to perform an LST in lieu of CLEC's requested conditioning. In such case, the charge for the LST set forth in the Pricing Schedule shall apply in lieu of any loop conditioning charges which would have applied had the requested conditioning been performed. If, however, the LST does not resolve the reported trouble and the trouble is determined to be an **AT&T-12STATE** network-related problem, then CLEC will not be charged the LST rate or for **AT&T-12STATE**'s resolution of the trouble. If, however, the trouble is found not to be an **AT&T-12STATE** network-related problem, then CLEC shall pay the Maintenance of Service charges referenced in the Pricing Schedule, in addition to the applicable LST charge.

3.0 **Product Specific Service Delivery Provisions**

3.1 Loop Makeup Information and Ordering:

- 3.1.1 At the CLEC's request, **AT&T-21STATE** will provide CLEC with nondiscriminatory access to its Loop makeup information as it exists in **AT&T-21STATE**'s database and records via:
- 3.1.1.1 a mechanized Loop makeup for near real-time access to data available electronically; or
- 3.1.1.2 manual Loop makeup for information that may not be available electronically.
- 3.1.2 CLEC will be given nondiscriminatory access to the same Loop makeup information that **AT&T-21STATE** is providing to any other CLEC, **AT&T-21STATE**'s retail or wholesale operations and/or its advanced services Affiliate.
- 3.1.2.1 In the **AT&T SOUTHEAST REGION 9-STATE** region, CLEC will have access to Loop makeup information only on facilities owned or controlled by **AT&T SOUTHEAST REGION 9-STATE** or controlled by the requesting CLEC.

3.1.3 **AT&T-21STATE** does not guarantee accuracy or reliability of the Loop make up information provided. CLEC may obtain Loop makeup information according to the terms and conditions described on the AT&T CLEC Online website incorporated herein by reference, as may be amended from time to time.

3.2 Provisioning Intervals:

3.2.1 **AT&T-21STATE**'s provisioning intervals per order per End User location shall be the intervals set forth on the AT&T CLEC Online website.

3.3 Loop Conditioning (a.k.a Line Conditioning in **AT&T SOUTHEAST REGION 9-STATE**):

3.3.1 **AT&T 21STATE** will condition xDSL Loops and xDSL/UCSL Subloops in accordance with the lawful and effective requirements of 47 C.F.R. §51.319(a)(1)(iii).

3.3.2 All modifications for Loop Conditioning/Line Conditioning in this section will be performed at the rates set forth in the Pricing Schedule.

3.3.3 **AT&T-21STATE** shall provide Line Conditioning on 251(c)(3) Unbundled Loops, as requested by CLEC, even in instances where **AT&T-21STATE** does not provide advanced services to the End User on that 251(c)(3) Unbundled Loop.

3.3.4 **AT&T-21STATE** will not modify a 251(c)(3) Unbundled Loop in such a way that it no longer meets the technical parameters of the original 251(c)(3) Unbundled Loop type e.g., voice grade, etc., being ordered.

3.3.5 In **AT&T-12STATE** (i) If load coils, repeaters or excessive bridged tap are present on a loop less than 12,000 feet in actual loop length, conditioning to remove these elements will be performed without request; (ii) if the loop qualification indicates conditioning is available on a loop that is 12,000 feet in actual loop length or greater, CLEC may request that no conditioning be performed or that **AT&T-12STATE** perform some or all of the available loop conditioning to remove excessive bridged tap, load coils and/or repeaters at the rates set forth in the Pricing Schedule. CLEC may obtain loop conditioning information according to the terms and conditions described in the **AT&T** CLEC Online website; incorporated herein by reference, as may be modified from time to time.

3.3.6 **AT&T SOUTHEAST REGION 9-STATE** will remove load coils only on copper 251(c)(3) Unbundled Loops that are equal to or less than eighteen thousand (18,000) feet in length. **AT&T SOUTHEAST REGION 9-STATE** will remove load coils on copper 251(c)(3) Unbundled Subloops where the total loop distance (feeder plus distribution) from the **AT&T SOUTHEAST REGION 9-STATE** Central Office to the End User is equal to or less than 18,000 feet or, if there is no copper feeder, the distance from the remote terminal (RT) to the End User is equal to or less than 18,000 feet.

3.3.7 For any copper 251(c)(3) Unbundled Loop being ordered by CLEC which has over six thousand (6,000) feet of combined bridged tap will be modified, upon request from CLEC, so that the 251(c)(3) Unbundled Loop will have a maximum of six thousand (6,000) feet of bridged tap. This modification will be performed at no additional charge to CLEC. In **AT&T SOUTHEAST REGION 9-STATE** loop conditioning orders that require the removal of bridged tap that serves no network design purpose on a copper 251(c)(3) Unbundled Loop that will result in a combined total of bridged tap between two thousand five hundred (2,500) and six thousand (6,000) feet will be performed at the rates set forth in the Pricing Schedule. CLEC may request removal of any unnecessary and non-Excessive bridged tap (bridged tap between zero (0) and two thousand five hundred (2,500) feet which serves no network design purpose), at rates pursuant to **AT&T SOUTHEAST REGION 9-STATE**'s Special Construction (SC) Process, (which is a part of the service inquiry process), as mutually agreed to by the Parties.

3.3.8 If CLEC requests Unbundled Loop Modification (ULM) on a reserved facility for a new 251(c)(3) Unbundled Loop order, **AT&T SOUTHEAST REGION 9-STATE** may perform a pair change and provision a different 251(c)(3) Unbundled Loop facility in lieu of the reserved facility with ULM if feasible. The 251(c)(3) Unbundled Loop provisioned will meet or exceed specifications of the requested 251(c)(3) Unbundled Loop facility as modified. CLEC will not be charged for ULM if a different 251(c)(3) Unbundled Loop is provisioned. For 251(c)(3) Unbundled Loops that require a Design Layout Report (DLR) or its equivalent,

AT&T SOUTHEAST REGION 9 STATE will provide LMU detail of the 251(c)(3) Unbundled Loop provisioned.

3.3.9 CLEC shall request 251(c)(3) Unbundled Loop make up information pursuant to this Attachment prior to submitting a Service Inquiry, in accordance to the terms and conditions described in the AT&T CLEC Online website, and/or a Local Service Request (LSR) for the 251(c)(3) Unbundled Loop type that CLEC desires **AT&T SOUTHEAST REGION 9-STATE** to condition.

3.3.10 When requesting ULM for a 251(c)(3) Unbundled Loop that **AT&T SOUTHEAST REGION 9-STATE** has previously provisioned for CLEC, CLEC will submit a Service Inquiry to **AT&T SOUTHEAST REGION 9-STATE**. If a spare 251(c)(3) Unbundled Loop facility that meets the 251(c)(3) Unbundled Loop modification specifications requested by CLEC is available at the location for which the ULM was requested, CLEC will have the option to change the 251(c)(3) Unbundled Loop facility to the qualifying spare facility rather than to provide ULM. In the event that **AT&T SOUTHEAST REGION 9-STATE** changes the 251(c)(3) Unbundled Loop facility in lieu of providing ULM, CLEC will not be charged for ULM but will only be charged the service order charges for submitting an order.

3.4 Loops and Subloops available under this Attachment are further identified in the Pricing Schedule and AT&T CLEC Online website.

3.5 Pricing/Rates:

3.5.1 The rates applicable to xDSL Loops, xDSL/UCSL Subloops, and the associated charges including without limitation, the applicable service order charges and charges for mechanized and manual Loop qualification, Loop conditioning and cross-connects are set forth in the Pricing Schedule.

3.5.2 In those instances specified herein, or in the event that **AT&T-21STATE** agrees to perform any additional work on CLEC's behalf that is not explicitly addressed in this Attachment or for work performed outside of standard business hours, CLEC shall pay Maintenance of Service charges as outlined on the AT&T CLEC Online website and within Attachment 07 - Operations Support Systems (OSS).



ATTACHMENT 15 - COORDINATED HOT CUT



Table of Contents

1.0	INTRODUCTION	3
2.0	DEFINITIONS.....	3
3.0	CHC AND OC (CHC/OC) SERVICE DESCRIPTION.....	3
4.0	CHC/OC PRICING.....	3
5.0	ORDER COORDINATION-TIME SPECIFIC (OC-TS) AT&T SOUTHEAST REGION 9-STATE ONLY.....	3

1.0 Introduction

- 1.1 This Attachment sets forth terms and conditions for Coordinated Hot Cut (CHC) provided by AT&T-13STATE and for Order Coordination (OC) and Order Coordination-Time Specific (OC-TS) provided by AT&T SOUTHEAST REGION 9-STATE.

2.0 Definitions

- 2.1 “Conversion of Service” means the matching of the disconnect of one Telecommunications product or service with the installation of another Telecommunications product or service.
- 2.2 “Designated Installation” means an installation of service occurring at a specific time of day as specified.

3.0 CHC and OC (CHC/OC) Service Description

- 3.1 CHC/OC is an optional manual service offering that permits CLEC to request a Designated Installation and/or Conversion of Service during or after normal business hours.
- 3.2 CHC/OC allows the Parties to coordinate the installation of the SL2 Loops (AT&T SOUTHEAST REGION 9-STATE), Unbundled Digital Loops and other Loops where CHC/OC may be purchased as an option, to CLEC’s facilities in order to limit the time an End User may be without service. CHC/OC is available when the Loop is provisioned over an existing circuit that is currently providing service to the End User. CHC/OC for physical conversions will be scheduled at AT&T-22STATE’s discretion during normal working hours on the committed due date.
- 3.3 CLEC will initiate the beginning of a CHC/OC by contacting the appropriate coordination center. This special request enables CLEC to schedule and coordinate particular provisioning requirements with AT&T-22STATE.
- 3.4 AT&T-22STATE may limit the number of service orders that can be coordinated based on workload and resources available. AT&T-22STATE shall approve the CHC/OC request on a non-discriminatory basis, by requesting carrier, and on a first come first served basis.
- 3.5 AT&T-22STATE reserves the right to suspend the availability of CHC/OC service during unanticipated heavy workload/activity periods. Heavy workload includes any unanticipated volume of work that impacts AT&T-22STATE’s ability to provide its baseline service. Where time permits, AT&T-22STATE will make every effort to notify CLEC when such unanticipated activities occur.

4.0 CHC/OC Pricing

- 4.1 CHC/OC is a time sensitive labor operation. Total charges are determined by a number of factors including the volume of lines, day of the week, and the time of day requested for the coordinated cut.
- 4.2 When CLEC orders CHC/OC service, AT&T-22STATE shall charge and CLEC agrees to pay for CHC/OC service at the “additional labor” or “Time and Material” rates set forth in the Pricing Schedule.
- 4.3 In the event AT&T-22STATE fails to meet a CHC/OC service commitment for reasons within the control of AT&T-22STATE, AT&T-22STATE will not charge CLEC a CHC/OC service charge. However, in the event AT&T-22STATE misses a CHC/OC service commitment due to reasons outside of AT&T-22STATE’s control, including but not limited to actions of CLEC, its agent or End User, the CHC/OC service charge will still apply. For example, if CLEC requests any change to an order with CHC/OC service including, but not limited to, no access to the CLEC’s End User’s premises, or CLEC/End User not ready to proceed with the order, the CHC/OC service charge will apply and AT&T-22STATE will not be obligated to ensure a CHC/OC for that order.

5.0 Order Coordination-Time Specific (OC-TS) AT&T SOUTHEAST REGION 9-STATE Only

- 5.1 OC-TS is a chargeable option for all Loops except Unbundled Copper Loops (UCL) and is billed in addition to the OC charge. CLEC may specify a time between 9:00 a.m. and 4:00 p.m. (local time) Monday through Friday, excluding AT&T SOUTHEAST REGION 9-STATE’s holidays. If CLEC specifies a time outside this window, or selects a time or quantity of loops that requires AT&T SOUTHEAST REGION 9-STATE technicians to work outside normal work hours, overtime charges will apply in addition to the OC and OC-TS charges. Overtime charges will be applied



based on the amount of overtime worked and in accordance with the rates set forth in the Pricing Schedule. The OC-TS charges for an order due on the same day at the same location will be applied on a per LSR basis.



ATTACHMENT 16 - RESALE



Table of Contents

1.0	INTRODUCTION	3
2.0	DEFINITIONS.....	3
3.0	GENERAL PROVISIONS	3
4.0	RESPONSIBILITIES OF PARTIES	5
5.0	BILLING AND PAYMENT OF RATES AND CHARGES.....	5
6.0	ANCILLARY SERVICES	6
7.0	SUSPENSION OF SERVICE	6

1.0 **Introduction**

- 1.1 This Attachment sets forth terms and conditions for Resale Services provided by **AT&T-22STATE** to CLEC.
- 1.2 To the extent required by Section 251(c)(4) of the Act, **AT&T-22STATE** shall make available to CLEC for resale at wholesale rates Telecommunications Services that **AT&T-22STATE** provides at retail to End Users who are not Telecommunications Carriers.
- 1.3 Each state-specific avoided cost discount applicable to rates paid by CLEC for the resale of Telecommunications Services is referred to herein as a Resale Discount. Where available, Resale Discounts are listed in the Pricing Schedule; if not listed in the Pricing Schedule, the Resale Discount(s) and/or rate(s) as stated or reflected in the applicable Tariff shall apply.
- 1.4 Except as otherwise expressly provided herein, the state-specific Tariff(s) shall govern the terms, conditions and charges associated with the Telecommunications Services available to CLEC for resale, with the exception of any resale restrictions; provided, however, that any restrictions on further resale by the End User shall continue to apply. Use limitations shall be in parity with services offered by **AT&T-22STATE** to its End Users.
- 1.5 Any change to the rates, terms and conditions of any applicable Tariff is automatically incorporated herein and is effective hereunder on the date any such change is effective.

2.0 **Definitions**

- 2.1 "Special Needs Services" means services for the physically disabled as defined in state-specific Tariffs.
- 2.2 "Tariff" means the most current state-specific retail and, where available, resale tariff(s) and/or Guidebook(s) (the latter as posted on the AT&T CLEC online website).

3.0 **General Provisions**

- 3.1 **AT&T-22STATE**'s obligation to provide Resale Services under this Attachment is subject to availability of existing facilities. CLEC may resell Telecommunications Services provided hereunder only in those service areas in which such Resale Services or any feature or capability thereof are concurrently offered to **AT&T-22STATE**'s End Users at retail.
- 3.2 **AT&T-22STATE** has no obligation to make services available at the Resale Discount to CLEC for its own use or for the use of one or more of its parent, Affiliates, subsidiaries or similarly-related entities. CLEC shall not use any Resale Service to avoid the rates, terms and conditions of **AT&T-22STATE**'s corresponding retail Tariff(s). Moreover, CLEC shall not use any Resale Service to provide access or interconnection services to itself, interexchange carriers (IXCs), wireless carriers, competitive access providers (CAPs), or other Telecommunications providers; provided, however, that CLEC may permit its End Users to use resold local Exchange telephone service to access IXCs, wireless carriers, CAPs, or other retail Telecommunications providers.
- 3.3 Notwithstanding any other provision in this Agreement or in any applicable Tariff, once a service has been grandfathered it is available to CLEC for resale at the Resale Discount pursuant to the rates, terms and conditions of the state-specific retail Tariff and only:
 - (i) to the same End User and
 - (ii) at that End User's existing location, both at the time of grandfathering.
- 3.4 CLEC shall only sell Plexar®, Centrex and Centrex-like services to a single End User or multiple End User(s) in accordance with the terms and conditions set forth in the Tariff(s) applicable to the state(s) in which service is being offered.

- 3.5 Except where otherwise explicitly permitted in AT&T-22STATE's Tariff(s), CLEC shall not permit the sharing of a service by multiple End User(s) or the aggregation of traffic from multiple End User(s) onto a single service.
- 3.6 CLEC shall only resell services provided under this Attachment to the same category of End User(s) to whom AT&T-22STATE offers such services (for example, residence service shall not be resold to business End Users).
- 3.6.1 Where available for Resale in accordance with state-specific Tariffs, CLEC may resell Special Needs Services and/or low income assistance services (e.g., LifeLine and Link-Up) to End Users who are eligible for each such service. To the extent CLEC resells services that require certification on the part of the End User, CLEC shall ensure that the End User meets all the Tariff eligibility requirements, has obtained proper certification, continues to be eligible for the program(s), and complies with all rules and regulations as established by the appropriate Commission and state Tariffs.
- 3.7 When ordering services that have an eligibility requirement (e.g., available only in a "retention", "winback", or "competitive acquisition" setting), CLEC shall maintain (and provide to AT&T-22STATE upon reasonable request) appropriate documentation, including, but not limited to, original end user service order data, evidencing the eligibility of its End Users for such offering or promotion. AT&T-22STATE may request up to one (1) audit for each promotion per 12-month period that may cover up to the preceding twenty-four (24) month period.
- 3.8 Promotions of ninety (90) calendar days or less ("Short-Term Promotions") shall not be available for Resale, whether at the Resale Discount or otherwise; provided, however, that AT&T-22STATE shall offer Short-Term Promotions for Resale at no Resale Discount in a particular state if and only to the extent required by Commission order in that state.
- 3.9 CLEC shall pay the Federal End User Common Line (EUCL) charge and any other appropriate Commission-approved charges, as set forth in the appropriate Tariff(s), for each local exchange line furnished to CLEC under this Attachment.
- 3.10 To the extent allowable by law, CLEC shall be responsible for both Primary Interexchange Carrier (PIC) and Local Primary IntraLATA Presubscription (LPIC) change charges associated with each local Exchange line furnished to CLEC under this Attachment. CLEC shall pay all charges for PIC and LPIC changes at the rates set forth in the Pricing Schedule or, if any such rate is not listed in the Pricing Schedule, then as set forth in the applicable Tariff.
- 3.11 If CLEC is in violation of any provision of this Attachment, AT&T-22STATE will notify CLEC of the violation in writing ("Resale Notice"). Such Resale Notice shall refer to the specific provision being violated. CLEC will have thirty (30) calendar days to correct the violation and notify AT&T-22STATE in writing that the violation has been corrected. AT&T-22STATE will bill CLEC a sum equal to:
- (i) the charges that would have been billed by AT&T-22STATE to CLEC or any Third Party but for the stated violation and
 - (ii) the actual revenues CLEC billed its End User(s) in connection with the stated violation, whichever is greater.

Should CLEC dispute the stated violation, CLEC must notify AT&T-22STATE in writing of the specific details and reasons for its dispute within fourteen (14) calendar days of receipt of the Resale Notice from AT&T-22STATE and comply with the Dispute Resolution provisions of the General Terms and Conditions (GT&C) of the Agreement ("Dispute Resolution provisions"). Resolution of any dispute under this Attachment shall also be conducted in compliance with the Dispute Resolution provisions in the GT&C.

- 3.12 Notwithstanding any other provision of this Agreement, CLEC acknowledges and agrees that the assumption (or resale to similarly-situated end users) of customer specific arrangement contracts, individual case basis contracts, or any other customer specific pricing contract is not addressed in this Agreement and that if CLEC would like to resell such arrangements, it may only do so consistent with applicable law and after negotiating an amendment hereto that establishes the rates, terms and conditions thereof (including, without limitation, the wholesale discount, if any,

associated with such resale). Such amendment will only be effective upon written execution by both Parties and approval by the Commission(s).

- 3.13 Except where otherwise required by law, CLEC shall not, without AT&T-22STATE's prior written authorization, offer the services covered by this Attachment using the trademarks, service marks, trade names, brand names, logos, insignia, symbols or decorative designs of AT&T-22STATE or its Affiliates, nor shall CLEC state or imply that there is any joint business association or similar arrangement with AT&T-22STATE in the provision of Telecommunications Services to CLEC's End Users.

4.0 Responsibilities of Parties

- 4.1 CLEC shall be responsible for modifying and connecting any of its systems with AT&T-22STATE-provided interfaces, as outlined in Attachment 07 – Operations Support Systems (OSS), and CLEC agrees to abide by AT&T-22STATE procedures for ordering Resale Services. CLEC shall obtain End User authorization as required by applicable federal and state laws and regulations, and assumes responsibility for applicable charges as specified in Section 258(b) of the Act.
- 4.2 CLEC shall release End User accounts in accordance with the directions of its End Users or an End User's authorized agent. When a CLEC End User switches to another carrier, AT&T-22STATE is free to reclaim the End User or process orders for another carrier, as applicable.
- 4.3 CLEC will have the ability to report trouble for its End Users to the appropriate AT&T-22STATE maintenance center(s) twenty-four (24) hours a day, seven (7) days a week, or otherwise shall be in parity with the ability offered by AT&T-22STATE to its End Users. CLEC will be assigned Maintenance Center(s) when CLEC's initial service agreements are made. CLEC End Users calling AT&T-22STATE will be referred to CLEC at the telephone number(s) provided by CLEC to AT&T-22STATE. Nothing herein shall be interpreted to authorize CLEC to repair, maintain, or in any way touch AT&T-22STATE's network facilities, including without limitation those on End User premises.
- 4.4 CLEC's End Users' activation of Call Trace and annoying call complaints shall be handled by the AT&T-22STATE operations centers responsible for handling such requests. AT&T-22STATE shall notify CLEC of requests by its End Users to provide call records to the proper authorities. Subsequent communication and resolution of each case involving one of CLEC's End Users (whether that End User is the victim or the suspect) will be coordinated through CLEC. AT&T-22STATE shall be indemnified, defended and held harmless by CLEC and/or the End User against any claim, loss or damage arising from providing this information to CLEC. It is the responsibility of CLEC to take the corrective action necessary with its End User who makes annoying calls. Failure to do so will result in AT&T-22STATE taking corrective action, up to and including disconnecting the End User's service.
- 4.5 CLEC acknowledges that information AT&T-22STATE provides to law enforcement agencies at the agency's direction (e.g., Call Trace data) shall be limited to available billing number and address information. It shall be CLEC's responsibility to provide additional information necessary for any law enforcement agency's investigation.
- 4.5.1 In addition to any other indemnity obligations in this Agreement, CLEC shall indemnify AT&T-22STATE against any Claim that insufficient information led to inadequate prosecution.
- 4.5.2 AT&T-22STATE shall handle law enforcement requests in accordance with the Law Enforcement provisions of the GT&C's of the Agreement.

5.0 Billing and Payment of Rates and Charges

- 5.1 CLEC is solely responsible for the payment of all charges for all services furnished under this Attachment, including but not limited to calls originated or accepted at CLEC's location and its End Users' service locations.

5.1.1 Interexchange carried traffic (e.g. sent-paid, information services and alternate operator services messages) received by AT&T-22STATE for billing to Resale End User accounts will be returned as unbillable and will not be passed to CLEC for billing. An unbillable code will be returned with those messages to the carrier indicating that the messages were generated by a Resale account and will not be billed by AT&T-22STATE.

5.2 AT&T-22STATE shall not be responsible for the manner in which utilization of Resale Services or the associated charges are allocated to End Users or others by CLEC. Applicable rates and charges for services provided to CLEC under this Attachment will be billed directly to CLEC and shall be the responsibility of CLEC.

5.2.1 Charges billed to CLEC for all services provided under this Attachment shall be paid by CLEC regardless of CLEC's ability or inability to collect from its End Users for such services.

5.2.2 If CLEC does not wish to be responsible for Alternately Billed Traffic ("ABT"), including but not limited to payment of charges for collect, third number billed, and toll and information services (for example, 900 calls, CLEC must order the appropriate available blocking for lines provided under this Attachment and pay any applicable charges. It is the responsibility of CLEC to order the appropriate toll restriction or blocking on lines resold to End Users. CLEC acknowledges that blocking is not available for certain types of calls, including without limitation 800, 888, 411 and Directory Assistance Express Call Completion. Depending on the origination point, for example, calls originating from correctional facilities, some calls may bypass blocking systems. CLEC acknowledges all such limitations and accepts all responsibility for any charges associated with calls for which blocking is not available and any charges associated with calls that bypass blocking systems. The rates, terms and conditions for ABT can be referenced in Attachment 10 - ABT.

6.0 Ancillary Services

6.1 E911 Emergency Service: The terms and conditions for the provision of AT&T-22STATE 911 services are contained in Attachment 05 – 911/E911.

6.2 White Pages: The rates, terms and conditions for the provision of White Pages services are contained in White Pages section of Attachment 06 - Customer Information Services.

6.3 Resale Operator Services and Directory Assistance (OS/DA): The rates, terms and conditions for reselling AT&T-22STATE OS/DA services are contained in OS/DA section of Attachment 06 - Customer Information Services.

6.4 Payphone Services: CLEC may provide certain local Telecommunications Services to Payphone Service Providers (PSPs) for PSPs' use in providing payphone service. Pay Telephone Service is the only local service available for resale to PSPs. Rates for Pay Telephone Service are established under the provisions of Section 276 of the Federal Telecommunications Act of 1996 and are not subject to a wholesale discount under Section 251(c) (4) of the Act.

7.0 Suspension of Service

7.1 See applicable Tariff(s) for rates, terms and conditions regarding Suspension of Service.

7.2 CLEC may offer to resell Customer Initiated Suspension and Restoral Service, as defined in the applicable Tariff(s), to its End Users. This service is not considered a Telecommunications Service and will receive no Resale Discount unless required by Commission order(s).

7.3 AT&T-22STATE will offer Suspension of Service to CLEC for the purpose of CLEC initiated suspension of service of the CLEC's End Users. This service is not considered a Telecommunications Service and will receive no Resale Discount, unless required by Commission order(s).



PRICING SCHEDULE

1.0 Pricing Schedule

1.1 This Attachment sets forth the pricing terms and conditions. The rate tables included in this Attachment may be divided into categories. These categories are for convenience only and shall not be construed to define or limit any of the terms herein or affect the meaning or interpretation of this Agreement.

1.2 Replacement of Non-Interim Rates

1.2.1 Certain of the current rates, prices and charges set forth in this Agreement may have been established by the Commission ("Commission-established "Current Rate(s)"). All rates included in this Agreement that are not specifically excluded from treatment under this Section 1.2, or that are not marked as interim or as "TBD" (To Be Determined) shall be considered Commission-established Current Rates. If, during the Term of this Agreement the Commission or the FCC modifies a Commission-established Current Rate(s) in an order or docket that is established by the Commission or FCC to be generally applicable (i.e. not an order or docket relating only to a specific complaint or interconnection agreement arbitration) to the Interconnection Services, either Party may provide written notice ("Rate Change Notice") to the other Party, after the effective date of such order, that it wishes for the modified Commission-established Non-Interim Rate(s), ("Modified Rate(s)") to replace and supersede the Commission-established Current Rate(s) already set forth in this Agreement. Following such Rate Change Notice by either Party, and without the need for any written amendment or further Commission action, CLEC's billing tables will be updated to reflect (and CLEC shall pay) the Modified Rate(s), pursuant to timeframes as specifically set forth in Section 1.2.1.1 below and Section 1.2.1.3 below, and the Modified Rate(s) will be deemed effective between the Parties as provided in Section 1.2.1.1 below and Section 1.2.1.3 below. Nonetheless, the Parties shall negotiate a conforming amendment which shall reflect that the Commission-established Current Rate(s) were replaced by the Modified Rate(s), and shall submit such amendment to the Commission for approval. In addition, as soon as is reasonably practicable after such Rate Change Notice, each Party shall issue to the other Party any adjustments that are necessary to reflect that the Modified Rate(s) became effective between the Parties as provided:

1.2.1.1 If the Rate Change Notice is issued by a Party within ninety (90) calendar days after the effective date of any such order, the Modified Rate(s) will be deemed effective between the Parties as of the effective date of the order, and AT&T-22STATE will issue any adjustments that are appropriate (e.g., billing of additional charges, billing credit adjustments) to retroactively true-up the Modified Rate(s) with the Commission-established current Rate(s) for the period after the effective date of the order, in accordance herewith.

1.2.1.2 In the event that neither Party issues a Rate Change Notice to the other Party with respect to an order, the Commission-established Non-Interim Rate(s) set forth in the Agreement shall continue to apply, notwithstanding the issuance of that order.

1.2.1.3 In the event that a Party issues a Rate Change Notice under this Section 1.2 above, but not within ninety (90) calendar days after the effective date of the order, then the Modified Rate(s) will be deemed effective between the Parties as of the date the amendment incorporating such Modified Rate(s) into the Agreement is effective between the Parties (following the date the amendment is approved or is deemed to have been approved by the state commission), and shall apply, on a prospective basis only, upon the amendment effective date, on a prospective basis only. Further, the Party shall be foreclosed from replacing or otherwise superseding the Commission-established Current Rate(s) with the Modified Rate(s) if the terms and conditions of this Section 1.2 above were not part of an approved and effective agreement between the Parties at the time the order became effective, either Party may still give a Rate Change Notice, and the Modified Rate(s) shall be effective as of the date the Parties' Agreement (containing this Section 1.2.) becomes effective (following the date the Agreement is approved or deemed to have been approved by the

Commission) and shall apply, beginning on the Agreement's effective date, on a prospective basis only. Further, the Party shall be foreclosed from replacing or otherwise superseding the Commission-established current Rate(s) with the Modified Rate(s) for any period prior to the effective date of the Agreement containing this Section 1.2 above.

1.3 Replacement of Interim Rates

- 1.3.1 Certain of the rates, prices and charges set forth in this Agreement may be denoted as interim rates ("Current Interim Rates"). Upon the effective date of a Commission Order establishing non-interim rates for any rates, prices, charges, Interconnection Services specifically identified herein as interim, either Party may, within ninety (90) calendar days after the effective date of such Commission order, provide written notice ("Replacement Rate Notice") to the other Party that it wishes to obtain the new Commission-established rate(s) ("Replacement Rates") to replace and supersede the Interim Rate counterpart(s) in this Agreement. Following such Replacement Rate Notice, and without the need for any formal amendment or further Commission action, **AT&T-22STATE** will update CLEC's billing tables to replace the Current Interim Rates with their Replacement Rate(s) counterpart(s), as specified in the Replacement Rate Notice. Nonetheless, the Parties shall negotiate a conforming amendment to reflect such Replacement Rates and shall submit such amendment to the Commission for approval.
- 1.3.2 If the Replacement Rate Notice is given within ninety (90) calendar days after the effective date of such order, then the Replacement Rate(s) shall apply as of the effective date of the order and **AT&T-22STATE** will issue any adjustments that are appropriate (e.g., billing of additional charges, billing credit adjustments) to retroactively true-up the Replacement Rates with the Interim Rates for the period after the effective date of this Agreement, in accordance herewith.
- 1.3.3 In the event that neither Party issues a Rate Notice to the other Party with respect to an order, the Interim Rate(s) set forth in the Agreement shall continue to apply, notwithstanding the issuance of that order.
- 1.3.4 In the event that a Party issues a Rate Notice under this Section 1.3 above, but not within ninety (90) calendar days after the effective date of the order, then the Replacement Rate(s) will be deemed effective between the Parties as of the date the amendment incorporating such Replacement Rate(s) into the Agreement is effective between the Parties (following the date the amendment is approved or is deemed to have been approved by the Commission), and shall apply, upon the amendment effective date, on a prospective basis only. Further, the Party shall be foreclosed from replacing or otherwise superseding the Current Interim Rate(s) with the Replacement Rate(s) for any period prior to the effective date of such amendment.
- 1.3.5 In the event the terms and conditions of this Section 1.3 above were not part of an approved and effective agreement between the Parties at the time the order became effective, either Party may still give a Replacement Rate Notice, and the Replacement Rate(s) shall be effective as of the date the Parties' Agreement (the Agreement containing this Section 1.3 above) becomes effective (following the date the Agreement is approved or deemed to have been approved by the Commission) and shall apply, beginning on the Agreement's effective date, on a prospective basis only. Further, the Party shall be foreclosed from replacing or otherwise superseding the Current Interim Rate(s) with the Replacement Rate(s) for any period prior to the effective date of the Agreement containing this Section 1.3 above.

1.4 Notice to Adopting CLECs

- 1.4.1 Notwithstanding anything to the contrary in this Pricing Schedule and Agreement, in the event that any other CLEC should seek to adopt the Agreement pursuant to Section 252(i) of the Act ("Adopting CLEC"), the Adopting CLEC would only be entitled to the current and/or interim rates set forth in this Agreement as of the date that the MFN'd Agreement provisions become effective between **AT&T-22STATE** and the Adopting CLEC (i.e. following the date the Commission approves or is deemed to have approved the Adopting CLEC's Section 252(i) adoption ("MFN Effective Date")) and on a prospective basis only. Nothing in this

Agreement shall entitle an Adopting CLEC to any retroactive application of any rates under this Agreement to any date prior to the MFN Effective Date and any adopting CLEC is foreclosed from making any such claim hereunder.

- 1.4.2 **AT&T-22STATE** obligation, under this Agreement, per the GT&C is to only provide Interconnection Services for which complete rates, terms and conditions are contained in this Agreement. Accordingly, to the extent CLEC orders a product or service for which there are not complete rates, terms and conditions contained in this Agreement, **AT&T-22STATE** may reject the order. CLEC must amend this Agreement to allow ordering of products and services for which complete rates, terms and conditions did not exist as of the Effective Date of the Agreement to the extent such product or service is still available at the time of the request. In the event that CLEC orders, and **AT&T-22STATE** provisions, a product or service to CLEC for which there are not complete rates, terms and conditions in this Agreement, then CLEC understands and agrees that one of the following will occur:
- 1.4.3 CLEC shall pay for the product or service provisioned to CLEC at the rates set forth in **AT&T-22STATE**'s applicable intrastate tariff(s) for the product or service or, to the extent there are no tariff rates, terms or conditions available for the product or service in the applicable state, then CLEC shall pay for the product or service at **AT&T-22STATE**'s current generic contract rate for the product or service set forth in **AT&T-22STATE**'s applicable state-specific generic Pricing Schedule as published on the AT&T CLEC Online website; or
- 1.4.4 CLEC will be billed and shall pay for the product or service as provided in Section 1.4.3 above, and **AT&T-22STATE** may, without further obligation, reject future orders and further provisioning of the product or service until such time as applicable rates, terms and conditions are incorporated into this Agreement as set forth in this Section 1.4.2 above. If CLEC and **AT&T-22STATE** cannot agree on rates, terms, and conditions either Party may institute the Dispute Resolution provisions as contained in the GT&Cs.
- 1.4.5 **AT&T-22STATE**'s provisioning of orders for such Interconnection Services is expressly subject to this Section 1.4.2 above, and in no way constitutes a waiver of **AT&T-22STATE**'s right to charge and collect payment for such products and/or services.
- 1.4.6 Where the rate for an **AT&T-22STATE** Interconnection Service is identified as a tariffed rate, any changes to the tariff rate shall be automatically incorporated into this Agreement. The issuance of a Commission Order approving such rate change shall be the only Notice required under this Agreement. Provided however, should a tariff or tariff rate, incorporated into this Agreement, be withdrawn or invalidated in any way during the term of this Agreement, the last rate in effect at the time of such withdrawal or invalidation shall continue to apply during the remaining term of this Agreement.
- 1.4.7 The Resale Discount applicable to purchases of Resold Services in each State is the current Commission-approved rate. Any Commission approved or ordered change in the Resale discount for Resold Services shall be automatically incorporated into this Agreement for the state in which such Commission approves or orders the change. The issuance of the Commission Order approving such change shall be the only Notice required under this Agreement.
- 1.5 Establishment of "TBD" Rates
- 1.5.1 When a rate, price or charge in this Agreement is noted as "To Be Determined" or "TBD" or no rate is shown, the Parties understand and agree that when a rate, price or charge is established by **AT&T-22STATE** for that Interconnection Service and incorporated into **AT&T-22STATE**'s current state-specific Generic Pricing Schedule as published on the AT&T CLEC Online website, that rate(s) ("Established Rate") shall automatically apply to the Interconnection Service provided under this Agreement back to the Effective Date of this Agreement as to any orders CLEC submitted and **AT&T-22STATE** provisioned for that Interconnection Service without the need for any additional modification(s) to this Agreement or further Commission action. **AT&T-22STATE** shall provide Written Notice to CLEC of the application of the rate,

price or charge that has been established, and the CLEC's billing tables will be updated to reflect (and CLEC will be charged) the Established Rate, and the Established Rate will be deemed effective between the Parties as of the Effective Date of the Agreement. The Parties shall negotiate a conforming amendment which shall reflect the Established Rate that applies to such Product or Service pursuant to this Section 1.5 above, and shall submit such Amendment to the State Commission for approval. In addition, as soon as is reasonably practicable after such Established Rate begins to apply, AT&T-22STATE shall bill CLEC to reflect the application of the Established Rate retroactively to the Effective Date of the Agreement between the Parties.

- 1.5.2 AT&T-22STATE's provisioning of such orders for such Interconnection Services is expressly subject to this Section 1.5 above and in no way constitutes a waiver of AT&T-22STATE's right to charge and collect payment for such Interconnection Services.

1.6 Recurring Charges

- 1.6.1 Unless otherwise identified in the Pricing Tables, where rates are shown as monthly, a month will be defined as a thirty (30) day calendar month. The minimum term for each monthly rated Interconnection Services will be one (1) month. After the initial month, billing will be on the basis of whole or fractional months used. The minimum term for Interconnection Services, if applicable, will be specified in the rate tables included in this Attachment.

- 1.6.2 Where rates are distance sensitive, the mileage will be calculated on the airline distance involved between the locations. To determine the rate to be billed AT&T-22STATE will first compute the mileage using the V&H coordinates method, as set forth in the National Exchange Carrier Association, Inc. Tariff FCC No 4. When the calculation results in a fraction of a mile, AT&T-22STATE will round up to the next whole mile before determining the mileage and applying rates.

1.7 Non-Recurring Charges:

- 1.7.1 Where rates consist of usage sensitive charges or per occurrence charges, such rates are classified as "non-recurring charges."
- 1.7.2 Consistent with FCC Rule 51.307(d), there may be non-recurring charges for each 251(c)(3) UNE.
- 1.7.3 When CLEC converts an End-User currently receiving non-complex service from AT&T-22STATE, without any facilities rearrangements to AT&T-22STATE's network, the normal service order charges and/or nonrecurring charges associated with said additions and/or changes will apply.
- 1.7.4 CLEC shall pay the applicable service order processing/administration charge for each service order submitted by CLEC to AT&T-22STATE to process a request for installation, disconnection, rearrangement, change, or record order.
- 1.7.5 In some cases, Commissions have ordered AT&T-22STATE to separate disconnect costs and installation costs into two separate nonrecurring charges. Accordingly, unless otherwise noted in this Agreement, the Commission-ordered disconnect charges will be applied at the time the disconnect activity is performed by AT&T-22STATE, regardless of whether or not a disconnect order is issued by CLEC.
- 1.7.6 Time and Material charges (a.k.a. additional labor charges) are defined in the Price Schedule contained herein.
- 1.7.7 Loop Zone charges are defined in the Price Schedule contained herein.

Line	California - Generic Price Schedule	OANAD TERMINOLOGY	USOC	Monthly Recurring Rate	Non-Recurring Rate (Initial)	Non-Recurring Rate (Additional)
	GENERIC TERMINOLOGY					
	<i>This Pricing Appendix contains certain recurring rates established with final rates in D. 05-03-026.</i>					
1	NETWORK ELEMENTS					
2	NETWORK INTERFACE DEVICE (NID)	NETWORK INTERFACE DEVICE (NID)				
3	/2/ NID Interface	NID to NID Crossconnect		NRO	@	@
4	/2/ NID Premise Visit	NID to NID Crossconnect		NRO	@	@
5						
6	LOOPS	LINKS				
7	/2/ 2-Wire Analog Zone 1	Basic or Assured Link - 2-Wire	LKB/LKBAA, AELKB, AELKA	\$ 9.48	@	@
8	/2/ 2-Wire Analog Zone 2	Basic or Assured Link - 2-Wire	LKB/LKBAA, AELKB, AELKA	\$ 12.79	@	@
9	/2/ 2-Wire Analog Zone 3	Basic or Assured Link - 2-Wire	LKB/LKBAA, AELKB, AELKA	\$ 26.43	@	@
10	/2/ 2-Wire Analog Statewide /1/	Basic or Assured Link - 2-Wire	LKB/LKBAA, AELKB, AELKA	\$ 11.73	@	@
11						
12	/2/ 4-Wire Analog Zone 1	4-Wire Link	LK4WA	\$ 20.15	@	@
13	/2/ 4-Wire Analog Zone 2	4-Wire Link	LK4WA	\$ 24.38	@	@
14	/2/ 4-Wire Analog Zone 3	4-Wire Link	LK4WA	\$ 36.41	@	@
15	/2/ 4-Wire Analog Statewide /1/	4-Wire Link	LK4WA	\$ 22.41	@	@
16						
17	/2/ 4-Wire - CO Facility Interface Connection	4-Wire - CO Facility Interface Connection	3F74X	\$ 3.06	@	@
18						
19	/2/ 2-Wire Digital Zone 1	Basic - 2-Wire + ISDN Option	LKB2Q/LKB3Q/U2Q/U3Q	\$ 9.98	@	@
20	/2/ 2-Wire Digital Zone 2	Basic - 2-Wire + ISDN Option	LKB2Q/LKB3Q/U2Q/U3Q	\$ 13.34	@	@
21	/2/ 2-Wire Digital Zone 3	Basic - 2-Wire + ISDN Option	LKB2Q/LKB3Q/U2Q/U3Q	\$ 27.01	@	@
22	/2/ 2-Wire Digital Statewide /1/	Basic - 2-Wire + ISDN Option	LKB2Q/LKB3Q/U2Q/U3Q	\$ 12.25	@	@
23						
24	/2/ DS1 Loop Zone 1	Digital 1.544 MBPS DS-1	LKC4W	\$ 48.67	@	@
25	/2/ DS1 Loop Zone 2	Digital 1.544 MBPS DS-1	LKC4W	\$ 63.19	@	@
26	/2/ DS1 Loop Zone 3	Digital 1.544 MBPS DS-1	LKC4W	\$ 102.76	@	@
27	/2/ DS1 Loop Statewide /1/	Digital 1.544 MBPS DS-1	LKC4W	\$ 56.57	@	@
28						
29						
30	/2/ PBX Option (in addition to regular 2-Wire loop charges) Zone 1	PBX Loop Option	LKBRC/LKP/LKPAA	\$ 1.13	@	@
31	/2/ PBX Option (in addition to regular 2-Wire loop charges) Zone 2	PBX Loop Option	LKBRC/LKP/LKPAA	\$ 1.10	@	@
32	/2/ PBX Option (in addition to regular 2-Wire loop charges) Zone 3	PBX Loop Option	LKBRC/LKP/LKPAA	\$ 0.94	@	@
33	/2/ PBX Option (in addition to regular 2-Wire loop charges) Statewide /1/	PBX Loop Option	LKBRC/LKP/LKPAA	\$ 1.11	@	@
34						
35	/2/ Coin Option (in addition to regular 2-Wire loop charges) Zone 1	Coin Loop Option	LKDBO/LKDTO	\$ 0.60	@	@
36	/2/ Coin Option (in addition to regular 2-Wire loop charges) Zone 2	Coin Loop Option	LKDBO/LKDTO	\$ 0.58	@	@
37	/2/ Coin Option (in addition to regular 2-Wire loop charges) Zone 3	Coin Loop Option	LKDBO/LKDTO	\$ 0.50	@	@
38	/2/ Coin Option (in addition to regular 2-Wire loop charges) Statewide /1/	Coin Loop Option	LKDBO/LKDTO	\$ 0.59	@	@
39						
40	/2/ ISDN Option (in addition to regular 2-wire loop charges) Zone 1	ISDN Loop Option	See 2-Wire digital	\$ 0.50	@	@
41	/2/ ISDN Option (in addition to regular 2-wire loop charges) Zone 2	ISDN Loop Option	See 2-Wire digital	\$ 0.54	@	@
42	/2/ ISDN Option (in addition to regular 2-wire loop charges) Zone 3	ISDN Loop Option	See 2-Wire digital	\$ 0.58	@	@
43	/2/ ISDN Option (in addition to regular 2-wire loop charges) Statewide /1/	ISDN Loop Option	See 2-Wire digital	\$ 0.52	@	@
44						
45	DS3 Loop					
46	/2/ Zone 1		U4D3X	\$ 474.73	@	@
47	/2/ Zone 2		U4D3X	\$ 702.79	@	@
48	/2/ Zone 3		U4D3X	\$ 1,388.30	@	@
49	/2/ Statewide		U4D3X	\$ 563.73	@	@
50						
51	IDSL Capable Loop Option					
52	/2/ Zone 1	Basic - 2-Wire + ISDN Option		\$ 9.98	@	@
53	/2/ Zone 2	Basic - 2-Wire + ISDN Option		\$ 13.34	@	@
54	/2/ Zone 3	Basic - 2-Wire + ISDN Option		\$ 27.01	@	@
55	/2/ Statewide	Basic - 2-Wire + ISDN Option		\$ 12.25	@	@
56						
57	DSL Capable Loops:					
58	2-Wire xDSL Loop					
59	/2/ PSD #1 - 2-Wire xDSL Loop Zone 1	N/A	2SLAX	\$ 9.48	@	@
60	/2/ PSD #1 - 2-Wire xDSL Loop Zone 2	N/A	2SLAX	\$ 12.79	@	@
61	/2/ PSD #1 - 2-Wire xDSL Loop Zone 3	N/A	2SLAX	\$ 26.43	@	@
62	/2/ PSD #1 - 2-Wire xDSL Loop Statewide /1/	N/A	2SLAX	\$ 11.73	@	@
63	/2/ PSD #2 - 2-Wire xDSL Loop Zone 1	N/A	2SLBX	\$ 9.48	@	@
64	/2/ PSD #2 - 2-Wire xDSL Loop Zone 2	N/A	2SLBX	\$ 12.79	@	@
65	/2/ PSD #2 - 2-Wire xDSL Loop Zone 3	N/A	2SLBX	\$ 26.43	@	@
66	/2/ PSD #2 - 2-Wire xDSL Loop Statewide /1/	N/A	2SLBX	\$ 11.73	@	@
67	/2/ PSD #3 - 2-Wire xDSL Loop Zone 1	N/A	2SLCX	\$ 9.48	@	@
68	/2/ PSD #3 - 2-Wire xDSL Loop Zone 2	N/A	2SLCX	\$ 12.79	@	@
69	/2/ PSD #3 - 2-Wire xDSL Loop Zone 3	N/A	2SLCX	\$ 26.43	@	@
70	/2/ PSD #3 - 2-Wire xDSL Loop Statewide /1/	N/A	2SLCX	\$ 11.73	@	@
71	/2/ PSD #4 - 2-Wire xDSL Loop Zone 1	N/A	2SLDX	\$ 9.48	@	@
72	/2/ PSD #4 - 2-Wire xDSL Loop Zone 2	N/A	2SLDX	\$ 12.79	@	@
73	/2/ PSD #4 - 2-Wire xDSL Loop Zone 3	N/A	2SLDX	\$ 26.43	@	@
74	/2/ PSD #4 - 2-Wire xDSL Loop Statewide /1/	N/A	2SLDX	\$ 11.73	@	@
75	/2/ PSD #5 - 2-Wire xDSL Loop Zone 1	N/A	U2F	\$ 9.48	@	@
76	/2/ PSD #5 - 2-Wire xDSL Loop Zone 2	N/A	U2F	\$ 12.79	@	@
77	/2/ PSD #5 - 2-Wire xDSL Loop Zone 3	N/A	U2F	\$ 26.43	@	@
78	/2/ PSD #5 - 2-Wire xDSL Loop Statewide /1/	N/A	U2F	\$ 11.73	@	@
79	/2/ PSD #7 - 2-Wire xDSL Loop Zone 1	N/A	2SLFX	\$ 9.48	@	@
80	/2/ PSD #7 - 2-Wire xDSL Loop Zone 2	N/A	2SLFX	\$ 12.79	@	@
81	/2/ PSD #7 - 2-Wire xDSL Loop Zone 3	N/A	2SLFX	\$ 26.43	@	@
82	/2/ PSD #7 - 2-Wire xDSL Loop Statewide /1/	N/A	2SLFX	\$ 11.73	@	@
83	4-Wire xDSL Loop					
84	/2/ PSD #3 - 4-Wire xDSL Loop Zone 1	N/A	4SL1X	\$ 20.15	@	@
85	/2/ PSD #3 - 4-Wire xDSL Loop Zone 2	N/A	4SL1X	\$ 24.38	@	@
86	/2/ PSD #3 - 4-Wire xDSL Loop Zone 3	N/A	4SL1X	\$ 36.41	@	@
87	/2/ PSD #3 - 4-Wire xDSL Loop Statewide /1/	N/A	4SL1X	\$ 22.41	@	@
88						
89	LST					
90	LST performed on CODSLAM Loop	N/A	URCLD	NA	\$203.04	NA
91						
92	Loop Qualification Process					
93	Loop Qualification Process - Mechanized	N/A	NR98U	NA	\$0.00	NA
94	Loop Qualification Process - Manual	N/A	NRBXU	NA	TBD	NA
95						
96	DSL Conditioning Options					
97	Removal of Repeaters	N/A	NRBXV	NA	\$ 246.30	\$ 21.17

Line	California - Generic Price Schedule	OANAD TERMINOLOGY	USOC	Monthly Recurring Rate	Non-Recurring Rate (Initial)	Non-Recurring Rate (Additional)
	GENERIC TERMINOLOGY					
98	Incremental Removal of Repeater (> than 17.5 Kft. same location/same cable)	N/A	NRBNL	NA	\$ 246.30	\$ 21.17
99	Incremental Additional Removal of Repeater (> than 17.5 Kft. same location/different cable)	N/A	NRBNP	NA	\$ 81.06	\$ 21.17
100	Removal of Bridged Taps and Repeaters	N/A	NRBXH	NA	\$ 787.66	\$ 56.06
101	Incremental Removal of Bridged Taps and Repeaters (> than 17.5Kft. Same location/same cable)	N/A	NRBTV	NA	\$ 506.31	\$ 38.61
102	Incremental Additional Removal of Bridged Taps and Repeaters (> than 17.5K same location/different cable)	N/A	NRBTW	NA	\$ 177.15	\$ 38.61
103	Removal of Bridged Taps	N/A	NRBXW	NA	\$ 588.17	\$ 34.89
104	Incremental Removal of Bridged Tap (> than 17.5 Kft. same location/same cable)	N/A	NRBNK	NA	\$ 294.08	\$ 17.44
105	Incremental Additional Removal of Bridged Tap (> than 17.5 Kft. same location/different cable)	N/A	NRBNN	NA	\$ 96.10	\$ 17.44
106	Removal of Bridged Taps and Load Coils	N/A	NRBXF	NA	\$ 1,321.41	\$ 64.10
107	Incremental Removal of Load Coil & Bridge Tap (> than 17.5 Kft. same location/same cable)	N/A	NRBM8	NA	\$ 534.25	\$ 26.78
108	Incremental Additional Removal of Load Coil & Bridge Tap (> 17.5Kft. Same location/different cable)	N/A	NRBM9	NA	\$ 197.66	\$ 26.78
109	Removal of Load Coils	N/A	NRBXZ	NA	\$ 780.05	\$ 29.22
110	Incremental Removal of Load Coil (> than 17.5 Kft. same location/same cable)	N/A	NRBNJ	NA	\$ 260.02	\$ 9.34
111	Incremental Additional Removal of Load Coil (> than 17.5 Kft. same location/different cable)	N/A	NRBNH	NA	\$ 101.56	\$ 9.34
112						
113	Remove All Bridged Tap (RABT) - MMP					
114	Removal of non-excessive bridged tap DSL loops >0Kft. And <17.5Kft.	N/A	NRMRJ	NA	\$ 295.60	
115	Removal of All Bridged Tap DSL Loops 12Kft. To 17.5Kft.	N/A	NRMRP	NA	\$ 765.21	
116	Removal of non-excessive bridged tap DSL loops >17.5Kft DSL Loops - per element incremental	N/A	NRMRS	NA	\$ 295.60	
117	Removal of All Bridged Tap DSL loops >17.5Kft. - per element incremental	N/A	NRMRM	NA	\$ 295.60	
118						
217						
218	Interoffice Transport	Dedicated Transport				
219	DS-1					
220	/2/ Fixed Mileage	Fixed Mileage	1L5UB	\$ 31.62	@	@
221	/2/ Variable Mileage	Variable Mileage per Mile		\$ 1.84	@	@
222						
223	DS-3	Dedicated Transport DS-3	1L5UB			
224	/2/ Fixed Mileage	Fixed Mileage		\$ 369.16	@	@
225	/2/ Variable Mileage	Variable Mileage per Mile		\$ 35.72	@	@
226						
227	MULTIPLEXING					
228	/2/ DS-1/DS-0 MUX	DS0/DS1	MQ1UB	\$ 255.54	@	@
229						
230	/2/ DS-3/DS-1 MUX	DS1/DS3	MQ3UB	\$ 287.85	@	@
231						
232	Dark Fiber	Dark Fiber				
233	/2/ Dark Fiber -Interoffice per strand	N/A	ULY4X	\$ 10.92	\$ 1,678.32	\$ 1,678.32
234	/2/ Dark Fiber - Interoffice per foot	N/A	ULJAA, ULJAB	\$ 0.00016	NA	NA
235	/2/ Dark Fiber Cross Connect - Interoffice	N/A	UKCJX	\$ 6.74	\$ 126.59	\$ 126.59
236	/2/ Dark Fiber - Interoffice Inquiry	N/A	NR9D6	NA	\$ 371.80	\$ 371.80
237						
238	Routine Modifications					
239	Routine Modifications to Existing Facilities	N/A	N3RUE	NA	ICB	
240						
241	Expanded Interconnection Service Cross Connect (EISCC)					
242	Voice Grade/ISDN					
243	/2/ EISCC		CCDSO, AEE1S	\$ 0.40	@	@
244	/2/ Jack Panel		CCJAP	\$ 1.65	@	@
245	DS0					
246	/2/ EISCC		C2CB4	\$ 24.78	@	@
247	/2/ Jack Panel		CCJAP	\$ 5.32	@	@
248	DS1					
249	/2/ EISCC			\$ 16.02	@	@
250	/2/ Jack Panel		CDS1U	\$ 2.31	@	@
251	/2/ Repeater		CCJAP	\$ 23.47	@	@
252	DS3					
253	/2/ EISCC		CDS3U	\$ 45.68	@	@
254	/2/ Jack Panel		CCJAP	\$ 25.77	@	@
255	/2/ Repeater			\$ 101.19	@	@
256						
257	OTHER					
258	Directory Assistance					
259	Directory Assistance Rate, per call			\$ 0.40		
260	National Directory Assistance (NDA), per call			\$ 0.65		
261	Reverse Directory Assistance (RDA), per call			\$ 0.65		
262	Business Category Search (BCS), per call			\$ 0.65		
263	Express Call Completion/Directory Assistance Call Completion (DACC)					
264	Rate per call			\$ 0.15		
265	Call Completion LATA Wide - Per MOU			\$ 0.00436		
266						
267	OS/DA Automated Call Greeting and References / Rates					
268	Branding - Other - Initial/Subsequent Load, per switch	BRAND		NA	\$ 1,800.00	\$ 1,800.00
269	Branding and Reference/Rate Look Up, per OS/DA Call			\$ 0.03		
270	Rate Reference - Initial Load, per state, per OCN			NA	\$ 5,000.00	
271	Rate Reference - Subsequent Load, per state, per OCN			NA		\$ 1,500.00
272						
273	Operator Services					
274	Fully Automated Call Processing, per call			\$ 0.15		
275	Call Completion LATA Wide - Per MOU			\$ 0.00436		
276	Operator - Assisted Call Processing - All Types (including Busy line Verify [BLV] and BLV/Emergency Interrupt [BLV/I]), per work second			\$ 0.03		
277	Call Completion LATA Wide - Per MOU			\$ 0.00436		
278						

Line	California - Generic Price Schedule	OANAD TERMINOLOGY	USOC	Monthly Recurring Rate	Non-Recurring Rate (Initial)	Non-Recurring Rate (Additional)
	GENERIC TERMINOLOGY					
279	Directory Assistance Listing Information Services			See Current Tariff	Category III Services Section D-5	
280						
281	OA/DA Trunks					
282	Trunk Installation per trunk		TPP6X, TPP9X	NA	\$ 500.00	\$ 184.00
283						
284	BLV/ Trunks					
285	Trunk Installation per trunk		TPP6X, TPP9X	NA	\$ 500.00	\$ 184.00
286						
287	Ancillary Equipment					
288						
289	Analog Bridging					
290	Master Leg Plug 2-Wire		ABPM2	\$ 14.10	\$ 24.60	
291	Master Leg Plug 4-Wire		ABPM4	\$ 14.10	\$ 24.60	
292	2-Wire Analog Bridge Plug			\$ 13.50	\$ 24.60	
293	4-Wire Analog Bridge Plug			\$ 12.85	\$ 24.60	
294						
295	Program Audio Bridging					
296	Program Audio Bridge		PAB	\$ 85.60	\$ 172.00	
297						
298	Diverse Routing					
				See Current Tariff (FCC #1 Section 6)		
299	DS1 per point of termination					
300	DS3 per point of termination					
				See Current Tariff (FCC #1 Section 6)		
301	(With Terminal Equip.)					
302	DS3 per point of termination					
				See Current Tariff (FCC #1 Section 6)		
303	(w/o Terminal Equip.)					
304						
				Refer to California PUC D-5 for prices		
305	DAL					
306						
307	Migration charge/NXX			NA	\$ 10,000.00	
308						
309	Message Exchange					
310	ME 3rd Party Host - Facility CLEC					
311	CLEC Billing Charge (per message)			\$ 0.05	NA	
312	AT&T California Billing Charge (per message)			\$ 0.05		
313	AT&T California Settlement Charge (per message)			\$ 0.02	NA	
314	ME PB Host - Facility CLEC					
315	Set-Up Charge				\$ 8,500.00	
316	AT&T California Monthly Charge			\$ 1,200.00		
317	AT&T California Message Processing Rate (per message)			\$ 0.01		
318	AT&T California Replacement Tape Fee (per tape)			\$ 50.00		
319	AT&T California Consulting/Training Fee (per hour)			\$ 80.00		
320	LEC Billing Rate			ICB		
321	CLEC Billing Rate (per message)			\$ 0.05		
322	ME 3rd Party or No Host - Resale/UNE-P CLEC					
323	CLEC Billing Charge (per message)			\$ 0.05	NA	
324	AT&T California Settlement Charge (per message)			\$ 0.16		
325	ME PB Host - Resale/UNE CLEC					
326	Set-Up Charge				\$ 4,250.00	
327	AT&T California Monthly Charge			\$ 600.00		
328	AT&T California Message Processing Rate (per message)			\$ 0.01		
329	AT&T California Message Packaging Rate (per message)			\$ 0.01		
330	AT&T California Replacement Tape Fee (per tape)			\$ 50.00		
331	AT&T California Consulting/Training Fee (per hour)			\$ 80.00		
332	LEC Billing Rate			ICB		
333	CLEC Billing Rate (per message)			\$ 0.05		
334						
				See Current Tariff (FCC #1 Section 13.3.16)		
335	LNP Surcharge					
336						
337	Emergency Number Services					
338	911 trunk rates are via state tariff CPUC A9 Section 9					
339	Master Street Address Guide (MSAG)		EMEMC		\$56.99	\$56.99
340	Secure ID Cards		EMECCM	\$5.70		
341	Secure ID Cards - Replacement - Per Card Replaced		EMECCR		\$132.99	
342	Error Correction - Per Chargeable Record		EMECC		\$3.32	
343						
344	Pole and Duct (Structure)			Annual		
345						
346	Poles (\$/attachment/yr.)*##			\$ 5.34		
347						
348	Per Foot Conduit Occupancy Fees##					
349	Inner Duct (\$/ft/yr.)			\$ 0.54		
350	Full Duct (\$/ft/yr)			\$ 1.08		
351						
352	Contract Administration Fee				\$ 125.00	
353	Administrative Record-Keeping Fee				\$ 125.00	
354						
355	Unauthorized Attachment Fee				\$500 per Pole	
356	Unauthorized Occupancy Fee				\$500 per Manhole	
357						
358	*For (1) each one foot of usable space, or fraction thereof, occupied and (2)					
359	each additional one foot of space, or fraction thereof rendered unusable					
360	by attachment's presence.					
361	## Note: All pole and conduit license fees are for a period of one year from January 1 thru December 31,					
362	effective January 1, 2005 and billable semi-annually in advance in January and July of each year.					
363	New rates will be communicated to CLEC no later than November 1st for the succeeding year.					
364						
364	INTERCARRIER COMPENSATION-LOCAL TRAFFIC TERMINATION			USAGE		

Line	California - Generic Price Schedule	OANAD TERMINOLOGY	USOC	Monthly Recurring Rate	Non-Recurring Rate (Initial)	Non-Recurring Rate (Additional)
	GENERIC TERMINOLOGY					
365						
366		End Office Local Termination - Interoffice Terminating				
367	/2/	Set up charge, per call		\$ 0.001448		
368	/2/	Duration charge, per MOU		\$ 0.001360		
369						
370		Tandem Switching - Shared Transport				
371	/2/	Setup per Call		\$ 0.000453		
372	/2/	Setup per Completed Message		\$ 0.000629		
373	/2/	Holding Time per MOU		\$ 0.000453		
374						
375		Switch Transport Common				
376	/2/	Fixed Mileage		\$ 0.001251		
377	/2/	Variable		\$ 0.000021		
378						
379		Rate for Presumed ISP-Bound Traffic as per FCC 01-131, per MOU		\$ 0.000700		
380						
381		BONA FIDE REQUEST				
382		Deposit			\$2,000.00	
383						
384		RESALE				
385						
386		LOCAL EXCHANGE SERVICE				
387		Individual Line Measured Rate Residence Service		17%	17%	
388		Individual Line Measured Rate Business Service		17%	17%	
389		Individual Line Flat Rate Residence Service		17%	17%	
390		Farmer Line Service		17%	17%	
391						
392		LOCAL USAGE, ZUM, and EAS				
393		VERTICAL SERVICES				
394		Three Way Calling		17%	17%	
395		Call Forwarding		17%	17%	
396		Busy Call Forwarding		17%	17%	
397		Delayed Call Forwarding		17%	17%	
398		Remote Access to Call Forwarding		17%	17%	
399		Call Screen		17%	17%	
400		Select Call Forwarding		17%	17%	
401		Priority Ringing		17%	17%	
402		Repeat Dialing		17%	17%	
403		Call Return		17%	17%	
404		Caller ID		17%	17%	
405		Call Waiting		17%	17%	
406		Speed Calling - 8 code capacity		17%	17%	
407		Speed Calling - 30 code capacity		17%	17%	
408		Intercom		17%	17%	
409		Intercom Plus		17%	17%	
410		Call Trace		17%	17%	
411		Caller ID on Analog Centrex-Like Lines		17%	17%	
412		Caller ID on PBX Lines		17%	17%	
413		Caller ID on Dedicated Custom 8 Service		17%	17%	
414		Direct Connect		17%	17%	
415		Usage Sensitive Custom Calling Services		17%	17%	
416		Premiere Communications Systems - Resale		17%	17%	
417		Remote Call Forwarding		17%	17%	
418		Direct Connect		17%	17%	
419						
420		CENTREX-LIKE				
421		Hunting Service		17%	17%	
422		Airport Intercommunicating Service		17%	17%	
423		Central Office Electronic Tandem Switching		17%	17%	
424		Centrex-Like ISDN		17%	17%	
425						
426		ISDN				
427		ISDN- BRI		17%	17%	
428		Primary Rate ISDN (PRI)		17%	17%	
429		Personal ISDN		17%	17%	
430		Centrex-Like ISDN				
431						
432		TOLL				
433		Local Plus (Intralata Toll)		17%	17%	
434		Two-Point Message Telecommunications Service (Local Toll)		17%	17%	
435						
436		CUSTOM 8 Toll Free Service (grandfathered)		17%	17%	
437		Dedicated Access Line		17%	17%	
438		Custom 8 Digital Data		17%	17%	
439		EASY 8 Toll Free Service		17%	17%	
440		Easy 8 Digital Data		17%	17%	
441		Easy 8 Directory Assistance Listing		17%	17%	
442		California 976		17%	17%	
443		California 900		17%	17%	
444		Information Services Call Blocking		17%	17%	
445						
446		OPTIONAL TOLL CALLING PLANS				
447		Resale Residence Usage Discount-Direct Discount		17%	17%	
448		Resale Residence Usage Discount-Service Area		17%	17%	
449		Resale Residence Usage Discount-Community		17%	17%	
450		Resale Residence Usage Discount-Easy Saver		17%	17%	
451		Resale Residence Usage Discount-Saver 60		17%	17%	
452		Resale Residence Usage Discount-Saver Plus		17%	17%	
453		Resale Business Usage Discount-Direct Discount		17%	17%	
454		Resale Business Usage Discount-Plan 50		17%	17%	
455		Resale Business Usage Discount-Plan 1000		17%	17%	
456		Resale Business Usage Discount-Volume Discount		17%	17%	
457		Resale Business Usage Discount-Plus		17%	17%	
458						
459		DIRECTORY ASSISTANCE/OPERATOR SERVICES				
460		Local Directory Assistance		17%	NA	
461		Local Operator Assistance		17%	NA	
462						

Line	California - Generic Price Schedule	OANAD TERMINOLOGY	USOC	Monthly Recurring Rate	Non-Recurring Rate (Initial)	Non-Recurring Rate (Additional)
	GENERIC TERMINOLOGY					
463	National Directory Assistance (NDA), per call			\$ 0.65	NA	
464	Reverse Directory Assistance (RDA), per call			\$ 0.65	NA	
465	Business Category Search (BCS), per call			\$ 0.65	NA	
466	Express Call Completion/Directory Assistance Call Completion (DACC)					
467	Rate per call			\$ 0.15	NA	
468						
469	Directory Assistance Listing Information Service (DALIS)					
470	Directory Assistance Listing Information Service (DALIS)-Initial Load, per listing			Refer to CA PUC D-5 for Price		
471	Directory Assistance Listing Information Service (DALIS) - Update, per listing			Refer to CA PUC D-5 for Price		
472						
473	OS/DA Automated Call Greeting and References/Rates					
474	Branding - Other - Initial/Subsequent Load, per switch		BRAND	NA	\$ 1,800.00	\$ 1,800.00
475	Branding and Reference/Rate Look Up, per OS/DA Call			\$ 0.03	NA	
476	Rate Reference - Initial Load, per state, per OCN			NA	\$ 5,000.00	
477	Rate Reference - Subsequent Load, per state, per OCN			NA		\$ 1,500.00
478						
479	TRUNKS					
480	Flat Rate Trunk			17%	17%	
481	Trunk Line Service			17%	17%	
482						
483	Data Services					
484	Gigabit Ethernet Metropolitan Area Network (GigaMAN)			17%	17%	
485	PBX Trunks			17%	17%	
486	Multi-Service Optical Network (MON)			17%	17%	
487						

Line	California - Generic Price Schedule	OANAD TERMINOLOGY	USOC	Monthly Recurring Rate	Non-Recurring Rate (Initial)	Non-Recurring Rate (Additional)
	GENERIC TERMINOLOGY					
488	OTHER					
489	Number Retention Service			17%	17%	
490	Number Referral Service			17%	17%	
491	Number Services (Personalized TNs)			17%	17%	
492	Voice Based Information Services			17%	17%	
493	Promotional Pricing (90 days +)			17%	17%	
494	Private Branch Exchange Services			17%	17%	
495	Short Duration Service			17%	17%	
496	Grandfathered Services			17%	17%	
497	Message Waiting Indicator (MWI++)			17%	17%	
498	Call Forwarding Busy Line			17%	17%	
499	Call Forwarding/ Don't Answer			17%	17%	
500	Call Forwarding Busy Line/ Don't Answer			17%	17%	
501	Foreign Exchange Service			17%	17%	
502	Foreign Prefix Service			17%	17%	
503	Off Premise Extensions			17%	17%	
504	Operator Services and Directory Assistance			17%	17%	
505						
506	TELEPHONE ANSWERING SERVICE			17%	17%	
507	Secretarial Answering Service			17%	17%	
508	Occasional Service			17%	17%	
509	Concentrator- Identifier Service			17%	17%	
510	Answering Line Service			17%	17%	
511						
512	DIRECT INWARD DIALING SERVICE			17%	17%	
513	Tie Line Service			17%	17%	
514	Interexchange Channel			17%	17%	
515	Directory Listings Alternate User Listings			17%	17%	
516	Business Individual Line Service			17%	17%	
517	Premium Subscriber Plan			17%	17%	
518	Premiere Subscriber Plan			17%	17%	
519	Power Distribution Alarm And Control System			17%	17%	
520	Custom Virtual Network			17%	17%	
521	WATS Service			17%	17%	
522	Basic Service Elements and					
523	Complementary Network Services			17%	17%	
524	Business Answering Lines			17%	17%	
525	Short Duration Service			17%	17%	
526						
527	OTHER (Resale)					
528	<i>On products below, for discount, if any please see current applicable tariff.</i>					
529	Access Products			0%	0%	
530	Electronic Tandem Switching *			0%	0%	
531	Private Line Services			0%	0%	
532	Digital Data Over Voice			0%	0%	
533	Group Video			0%	0%	
534	High Voltage Protection			0%	0%	
535	Switched SMDS			0%	0%	
536	Switched 56			0%	0%	
537						
538	All Broadband and Fast Packet Services			0%	0%	
539						
540	* Pending CPUC approval of Advice Letter No. 18432					
541						
542	Other Services			0%	0%	
543	Centrex-Like Number Retention Service			0%	0%	
544	Off-Premise Extension Service			0%	0%	
545	Promotions Exceeding 90 days			0%	0%	
546	Contract Plans			0%	0%	
547	Remote Call Forwarding			0%	0%	
548	COPT			0%	0%	
549	Labor/Network Rearrangements			0%	0%	
550	Visit Charge (Trouble Identification)			0%	0%	
551	Cable services All, IW			0%	0%	
552						
553	Electronic Billing Information Data (daily usage)			\$ 0.003	NA	
554	per message					
555						
556	Fraud Alert Referral					
557	Usage per Alert Referral			\$ 11.10	\$ 700.00	
558						
559	Repair Transfer Service (per subsequent change)					
560	Recorded Name Announcement			NA	\$ 2,300.00	
561	800/888 Telephone Number			NA	\$ 750.00	
562	Name Announcement & Telephone Number			NA	\$ 2,400.00	
563						
564	Slamming Investigation Fee			NA	\$ 50.00	
565						
566	Local disconnect Report (LDR)					
567	Per WTN			\$ 0.10	NA	
568						
569	Traffic Alert Referral Service Usage charge/alert			TBD	NA	
570						
571	End User Change Over (per billable telephone number)					
572	Business			\$ 5.81		
573	Residence			\$ 4.15		
574	Complex			\$ 5.81		
575						
576						
577						
578	/1/ CLECs have the choice to lock in either the statewide average loop rate, regardless of zone, or the deaveraged loop rates					
579	based on established zones. CLECs who choose deaveraged loop rates may draw from the CHCF-B fund pursuant					
580	to D. 02-02-047. <i>CLECs may not use both rate structures.</i>					
581	/2/ The rates in this pricing schedule only apply to the extent such network element(s), product(s) and/or					
582	service(s) are required by the terms of this Agreement. To the extent the underlying Agreement does					
583	not contain terms and conditions associated with the network element(s), product(s) and/or service(s)					
584	listed on this pricing sheet to this Agreement, this pricing sheet, which concerns only rates, creates no					
585	right to order such network element(s), product(s) and/or service(s), as it does not provide CLEC with					
586	the necessary terms and conditions to enable CLEC to obtain and/or order such network element(s),					
587	product(s) and/or service(s). Specifically, without limitation, if this Agreement or any Amendments					

Line	California - Generic Price Schedule	OANAD TERMINOLOGY	USOC	Monthly Recurring Rate	Non-Recurring Rate (Initial)	Non-Recurring Rate (Additional)
	GENERIC TERMINOLOGY					
588		provide that a network element(s), product(s) or service(s) is no longer required or is subject to being				
589		no longer required, the rates in this pricing schedule shall not apply, nor shall the inclusion of the rates in				
590		this pricing sheet create a right to the network element(s), product(s) or service(s) inconsistent with the				
591		Agreement, including any Amendments. Rather, CLEC must negotiate a separate amendment				
592		incorporating the appropriate terms and conditions into the underlying Agreement before ordering				
593		and/or obtaining any such network element(s), product(s) and/or service(s) that AT&T California is				
594		required to offer under Section 251(c)(3) of the Federal Telecommunications Act, as set forth in				
595		applicable FCC rules in effect at the time CLEC seeks such amendment.				
	@	Indicates to refer to the Non-Recurring Price Sheet for rates				

		NON-RECURRING											
		Service Order								Channel			
	Notes	Connect	USOC	Disconnect	USOC	Change	USOC	Record	USOC	Connect	Disconnect	Change	Record
<i>This Pricing Appendix contains certain recurring rates established with final rates in D. 05-03-026.</i>													
CROSS CONNECT													
EISCC - DS0 - INITIAL (CESAR/LEX - SIMPLE)	/1/	\$2.08	XOX15, HOX15	\$3.29	XOX18, HOX18	\$0.00		\$0.00		\$0.00	\$0.00	\$0.00	\$0.00
EISCC - DS0 - INITIAL (MECHANIZED)	/1/	\$0.16	MOX15	\$0.16	MOX18	\$0.00		\$0.00		\$0.00	\$0.00	\$0.00	\$0.00
EISCC - DS0 - ADDITIONAL (CESAR/LEX - SIMPLE)	/1/	\$0.81	XOX15, HOX15	\$0.81	XOX18, HOX18	\$0.00		\$0.00		\$0.00	\$0.00	\$0.00	\$0.00
EISCC - DS0 - ADDITIONAL (MECHANIZED)	/1/	\$0.00	MOX15	\$0.00	MOX18	\$0.00		\$0.00		\$0.00	\$0.00	\$0.00	\$0.00
EISCC - DS1 - INITIAL (CESAR/LEX - SIMPLE)	/1/	\$2.08		\$3.29		\$0.00		\$0.00		\$0.00	\$0.00	\$0.00	\$0.00
EISCC - DS1 - INITIAL (MECHANIZED)	/1/	\$0.16		\$0.16		\$0.00		\$0.00		\$0.00	\$0.00	\$0.00	\$0.00
EISCC - DS1 - ADDITIONAL (CESAR/LEX - SIMPLE)	/1/	\$0.81		\$0.81		\$0.00		\$0.00		\$0.00	\$0.00	\$0.00	\$0.00
EISCC - DS1 - ADDITIONAL (MECHANIZED)	/1/	\$0.00		\$0.00		\$0.00		\$0.00		\$0.00	\$0.00	\$0.00	\$0.00
EISCC - DS3 - INITIAL (CESAR/LEX - SIMPLE)	/1/	\$2.08	CDS3S, HOX82	\$3.29	CDS3D, HOX96	\$0.00		\$0.00		\$0.00	\$0.00	\$0.00	\$0.00
EISCC - DS3 - INITIAL (MECHANIZED)	/1/	\$0.16	MOX82	\$0.16	MOX96	\$0.00		\$0.00		\$0.00	\$0.00	\$0.00	\$0.00
EISCC - DS3 - ADDITIONAL (CESAR/LEX - SIMPLE)	/1/	\$0.81	CDS3S, HOX82	\$0.81	CDS3D, HOX96	\$0.00		\$0.00		\$0.00	\$0.00	\$0.00	\$0.00
EISCC - DS3 - ADDITIONAL (MECHANIZED)	/1/	\$0.00		\$0.00		\$0.00		\$0.00		\$0.00	\$0.00	\$0.00	\$0.00
UNBUNDLED SERVICE CROSS CONNECT (DS0) - INITIAL (CESAR/LEX - SIMPLE)	/1/	\$2.08	XOX5O, HOX5O	\$3.29	XOX52, HOX52	\$0.00		\$0.00		\$0.00	\$0.00	\$0.00	\$0.00
UNBUNDLED SERVICE CROSS CONNECT (DS0) - INITIAL (MECHANIZED)	/1/	\$0.16	MOX5O	\$0.16	MOX52	\$0.00		\$0.00		\$0.00	\$0.00	\$0.00	\$0.00
UNBUNDLED SERVICE CROSS CONNECT (DS0) - ADDITIONAL (CESAR/LEX - SIMPLE)	/1/	\$0.81	XOX5O, HOX5O	\$0.81	XOX52, HOX52	\$0.00		\$0.00		\$0.00	\$0.00	\$0.00	\$0.00
UNBUNDLED SERVICE CROSS CONNECT (DS0) - ADDITIONAL (MECHANIZED)	/1/	\$0.00		\$0.00		\$0.00		\$0.00		\$0.00	\$0.00	\$0.00	\$0.00
MULTIPLEXING													
MULTIPLEXING DS1/DS0 (CESAR/LEX - SIMPLE)	/1/	\$4.05	MQ1UC, HOX91	\$4.05	MQ1UD, HOX99	\$0.00		\$0.00		\$80.12	\$36.13	\$0.00	\$0.00
MULTIPLEXING DS1/DS0 (MECHANIZED)	/1/	\$0.16		\$0.16		\$0.00		\$0.00		\$80.12	\$36.13	\$0.00	\$0.00
MULTIPLEXING DS3/DS1 (CESAR/LEX - SIMPLE)	/1/	\$4.05	MQ3UC, HOX91	\$4.05	MQ3UD, HOX99	\$0.00		\$0.00		\$84.17	\$36.32	\$0.00	\$0.00
MULTIPLEXING DS3/DS1 (MECHANIZED)	/1/	\$0.16		\$0.16		\$0.00		\$0.00		\$84.17	\$36.32	\$0.00	\$0.00
INTEROFFICE TRANSMISSION FACILITIES (IOF) DEDICATED TRANSPORT													
DIGITAL DEDICATED TRANSPORT DS1 - INITIAL (MANUAL/FAX - COMPLEX)	/1/	\$72.75	HOX88	\$44.91	HOX98	\$0.00		\$42.48	HOCH3	\$67.62	\$35.81	\$0.00	\$0.00
DIGITAL DEDICATED TRANSPORT DS1 - INITIAL (CESAR/LEX - COMPLEX)	/1/	\$46.65	1L5UC	\$18.81	1L5UD	\$0.00		\$14.77	SOCH3	\$67.62	\$35.81	\$0.00	\$0.00
DIGITAL DEDICATED TRANSPORT DS1 - INITIAL (MECHANIZED)	/1/	\$0.73	MOX88	\$0.73	MOX98	\$0.00		\$0.00		\$67.62	\$35.81	\$0.00	\$0.00
DIGITAL DEDICATED TRANSPORT DS1 - ADDITIONAL (MANUAL/FAX - COMPLEX)	/1/	\$5.66	HOX88	\$2.43	HOX98	\$0.00		\$0.00		\$57.35	\$29.97	\$0.00	\$0.00
DIGITAL DEDICATED TRANSPORT DS1 - ADDITIONAL (CESAR/LEX - COMPLEX)	/1/	\$5.66	1L5UC	\$2.43	1L5UD	\$0.00		\$0.00		\$57.35	\$29.97	\$0.00	\$0.00
DIGITAL DEDICATED TRANSPORT DS1 - ADDITIONAL (MECHANIZED)	/1/	\$0.00	MOX88	\$0.00	MOX98	\$0.00		\$0.00		\$57.35	\$29.97	\$0.00	\$0.00
DIGITAL DEDICATED TRANSPORT DS3 - INITIAL (MANUAL/FAX - COMPLEX)	/1/	\$72.75	HOX88	\$44.91	HOX98	\$0.00		\$42.48	HOCH3	\$67.25	\$35.81	\$0.00	\$0.00
DIGITAL DEDICATED TRANSPORT DS3 - INITIAL (CESAR/LEX COMPLEX)	/1/	\$46.65	1L5UC	\$18.81	1L5UD	\$0.00		\$14.77	SOCH3	\$67.25	\$35.81	\$0.00	\$0.00
DIGITAL DEDICATED TRANSPORT DS3 - INITIAL (MECHANIZED)	/1/	\$0.73	MOX88	\$0.73	MOX98	\$0.00		\$0.00		\$67.25	\$35.81	\$0.00	\$0.00
DIGITAL DEDICATED TRANSPORT DS3 - ADDITIONAL (MANUAL/FAX - COMPLEX)	/1/	\$5.66	HOX88	\$2.43	HOX98	\$0.00		\$0.00		\$57.35	\$29.97	\$0.00	\$0.00
DIGITAL DEDICATED TRANSPORT DS3 - ADDITIONAL (CESAR/LEX - COMPLEX)	/1/	\$5.66	1L5UC	\$2.43	1L5UD	\$0.00		\$0.00		\$57.35	\$29.97	\$0.00	\$0.00
DIGITAL DEDICATED TRANSPORT DS3 - ADDITIONAL (MECHANIZED)	/1/	\$0.00	MOX88	\$0.00	MOX98	\$0.00		\$0.00		\$57.35	\$29.97	\$0.00	\$0.00

		NON-RECURRING											
		Service Order								Channel			
	Notes	Connect	USOC	Disconnect	USOC	Change	USOC	Record	USOC	Connect	Disconnect	Change	Record
This Pricing Appendix contains certain recurring rates established with final rates in D. 05-03-026.													
LINK	/1/												
4-WIRE - INITIAL (MANUAL/FAX - COMPLEX)	/1/	63.06	HOX55	\$49.90	HOX56	\$53.09	HOX57	\$47.50	HOCH7	\$28.84	\$10.41	\$11.40	\$0.00
4-WIRE - INITIAL (CESAR/LEX - COMPLEX)	/1/	\$35.09	XOX55	\$21.57	XOX56	\$24.00	XOX57	\$19.61	SOCH7	\$28.84	\$10.41	\$11.40	\$0.00
4-WIRE - INITIAL (MECHANIZED)	/1/	\$0.16		\$0.16		\$0.16		\$0.00		\$28.84	\$10.41	\$11.40	\$0.00
4-WIRE - ADDITIONAL (MANUAL/FAX - COMPLEX)	/1/	\$3.69	HOX55	\$3.64	HOX56	\$1.94	HOX57	\$0.00	HOCH7	\$18.95	\$7.43	\$0.00	\$0.00
4-WIRE - ADDITIONAL (CESAR/LEX - COMPLEX)	/1/	\$3.69	XOX55	\$3.64	XOX56	\$1.94	XOX57	\$0.00	SOCH7	\$18.95	\$7.43	\$0.00	\$0.00
4-WIRE - ADDITIONAL (MECHANIZED)	/1/	\$0.00		\$0.00		\$0.00		\$0.00		\$18.95	\$7.43	\$0.00	\$0.00
ASSURED - INITIAL (MANUAL/FAX - SIMPLE)	/1/	\$57.53	HOX12	\$48.94	HOX14	\$52.25	HOX13	\$47.42	HOCH2	\$18.66	\$8.54	\$15.43	\$0.00
ASSURED - INITIAL (CESAR/LEX - SIMPLE)	/1/	\$29.93	XOX12	\$21.03	XOX14	\$24.33	XOX13	\$19.58	SOCH2	\$18.66	\$8.54	\$15.43	\$0.00
ASSURED - INITIAL (MECHANIZED)	/1/	\$0.16	MOX12	\$0.16	MOX14	\$0.16	MOX13	\$0.00		\$18.66	\$8.54	\$15.43	\$0.00
ASSURED - ADDITIONAL (MANUAL/FAX - SIMPLE)	/1/	\$3.24	HOX12	\$1.85	HOX14	\$2.02	HOX13	\$0.00	HOCH2	\$12.53	\$5.75	\$0.00	\$0.00
ASSURED - ADDITIONAL (CESAR/LEX - SIMPLE)	/1/	\$3.24	XOX12	\$1.85	XOX14	\$2.02	XOX13	\$0.00	SOCH2	\$12.53	\$5.75	\$0.00	\$0.00
ASSURED - ADDITIONAL (MECHANIZED)	/1/	\$0.00	MOX12	\$0.00	MOX14	\$0.00	MOX13	\$0.00		\$12.53	\$5.75	\$0.00	\$0.00
BASIC - INITIAL (MANUAL/FAX - SIMPLE)	/1/	\$57.53	HOX08	\$48.94	HOX10	\$52.25	HOX69	\$47.42	HOCH2	\$18.56	\$8.57	\$15.50	\$0.00
BASIC - INITIAL (CESAR/LEX - SIMPLE)	/1/	\$29.93	XOX08	\$21.03	XOX10	\$24.33	XOX69	\$19.58	SOCH2	\$18.56	\$8.57	\$15.50	\$0.00
BASIC - INITIAL (MECHANIZED)	/1/	\$0.16	MOX08	\$0.16	MOX10	\$0.16	MOX69	\$0.00		\$18.56	\$8.57	\$15.50	\$0.00
BASIC - ADDITIONAL (MANUAL/FAX - SIMPLE)	/1/	\$3.24	HOX08	\$1.85	HOX10	\$2.02	HOX69	\$0.00	HOCH2	\$12.67	\$5.77	\$0.00	\$0.00
BASIC - ADDITIONAL (CESAR/LEX - SIMPLE)	/1/	\$3.24	XOX08	\$1.85	XOX10	\$2.02	XOX69	\$0.00	SOCH2	\$12.67	\$5.77	\$0.00	\$0.00
BASIC - ADDITIONAL (MECHANIZED)	/1/	\$0.00	MOX08	\$0.00	MOX10	\$0.00	MOX69	\$0.00		\$12.67	\$5.77	\$0.00	\$0.00
DIGITAL DS1 COPPER - INITIAL (MANUAL/FAX - COMPLEX)	/1/	\$63.06	HOX32	\$49.90	HOX34	\$53.09	HOX33	\$47.50	HOCH2	\$104.59	\$13.44	\$0.00	\$0.00
DIGITAL DS1 COPPER - INITIAL (CESAR/LEX - COMPLEX)	/1/	\$35.09	XOX32	\$21.57	XOX34	\$24.00	XOX33	\$19.61	SOCH2	\$104.59	\$13.44	\$0.00	\$0.00
DIGITAL DS1 COPPER - INITIAL (MECHANIZED)	/1/	\$0.16	MOX32	\$0.16	MOX34	\$0.16		\$0.00		\$104.59	\$13.44	\$0.00	\$0.00
DIGITAL DS1 COPPER - ADDITIONAL (MANUAL/FAX - COMPLEX)	/1/	\$3.69	HOX32	\$3.64	HOX34	\$1.94	HOX33	\$0.00	HOCH2	\$58.25	\$10.73	\$0.00	\$0.00
DIGITAL DS1 COPPER - ADDITIONAL (CESAR/LEX - COMPLEX)	/1/	\$3.69	XOX32	\$3.64	XOX34	\$1.94	XOX33	\$0.00	SOCH2	\$58.25	\$10.73	\$0.00	\$0.00
DIGITAL DS1 COPPER - ADDITIONAL (MECHANIZED)	/1/	\$0.00	MOX32	\$0.00	MOX34	\$0.00		\$0.00		\$58.25	\$10.73	\$0.00	\$0.00
DIGITAL DS1 FIBER - INITIAL (MANUAL/FAX - COMPLEX)	/1/	\$63.06		\$49.90		\$53.09		\$47.50		\$108.56	\$17.38	\$0.00	\$0.00
DIGITAL DS1 FIBER - INITIAL (CESAR/LEX - COMPLEX)	/1/	\$35.09		\$21.57		\$24.00		\$19.61		\$108.56	\$17.38	\$0.00	\$0.00
DIGITAL DS1 FIBER - INITIAL (MECHANIZED)	/1/	\$0.16		\$0.16		\$0.16		\$0.00		\$108.56	\$17.38	\$0.00	\$0.00
DIGITAL DS1 FIBER - ADDITIONAL (MANUAL/FAX - COMPLEX)	/1/	\$3.69		\$3.64		\$1.94		\$0.00		\$61.00	\$14.67	\$0.00	\$0.00
DIGITAL DS1 FIBER - ADDITIONAL (CESAR/LEX - COMPLEX)	/1/	\$3.69		\$3.64		\$1.94		\$0.00		\$61.00	\$14.67	\$0.00	\$0.00
DIGITAL DS1 FIBER - ADDITIONAL (MECHANIZED)	/1/	\$0.00		\$0.00		\$0.00		\$0.00		\$61.00	\$14.67	\$0.00	\$0.00
ISDN LINK - INITIAL (MANUAL/FAX - COMPLEX)	/1/	\$63.06	HOX32	\$49.90	HOX34	\$53.09	HOX33	\$47.50	HOCH2	\$18.55	\$8.57	\$15.50	\$0.00
ISDN LINK - INITIAL (CESAR/LEX - COMPLEX)	/1/	\$35.09	XOX32	\$21.57	XOX34	\$24.00	XOX33	\$19.61	SOCH2	\$18.55	\$8.57	\$15.50	\$0.00
ISDN LINK - INITIAL (MECHANIZED)	/1/	\$0.16	MOX32	\$0.16	MOX34	\$0.16		\$0.00		\$18.55	\$8.57	\$15.50	\$0.00
ISDN LINK - ADDITIONAL (MANUAL/FAX - COMPLEX)	/1/	\$3.69	HOX32	\$3.64	HOX34	\$1.94	HOX33	\$0.00	HOCH2	\$12.67	\$5.68	\$0.00	\$0.00
ISDN LINK - ADDITIONAL (CESAR/LEX - COMPLEX)	/1/	\$3.69	XOX32	\$3.64	XOX34	\$1.94	XOX33	\$0.00	SOCH2	\$12.67	\$5.68	\$0.00	\$0.00
ISDN LINK - ADDITIONAL (MECHANIZED)	/1/	\$0.00	MOX32	\$0.00	MOX34	\$0.00		\$0.00		\$12.67	\$5.68	\$0.00	\$0.00
PBX LINK - INITIAL (MANUAL/FAX - COMPLEX)	/1/	\$57.53	HOX08	\$48.94	HOX10	\$52.25	HOX33	\$47.42	HOCH2	\$18.56	\$8.57	\$15.50	\$0.00
PBX LINK - INITIAL (CESAR/LEX - COMPLEX)	/1/	\$29.93	XOX08	\$21.03	XOX10	\$24.33	XOX33	\$19.58	SOCH2	\$18.56	\$8.57	\$15.50	\$0.00
PBX LINK - INITIAL (MECHANIZED)	/1/	\$0.16	MOX08	\$0.16	MOX10	\$0.16		\$0.00		\$18.56	\$8.57	\$15.50	\$0.00
PBX LINK - ADDITIONAL (MANUAL/FAX - COMPLEX)	/1/	\$3.24	HOX08	\$1.85	HOX10	\$2.02	HOX33	\$0.00	HOCH2	\$12.67	\$5.77	\$0.00	\$0.00
PBX LINK - ADDITIONAL (CESAR/LEX - COMPLEX)	/1/	\$3.24	XOX08	\$1.85	XOX10	\$2.02	XOX33	\$0.00	SOCH2	\$12.67	\$5.77	\$0.00	\$0.00
PBX LINK - ADDITIONAL (MECHANIZED)	/1/	\$0.00	MOX08	\$0.00	MOX10	\$0.00		\$0.00		\$12.67	\$5.77	\$0.00	\$0.00
COIN LINK - INITIAL (MANUAL/FAX - COMPLEX)	/1/	\$57.53	HOX08	\$48.94	HOX08	\$52.25	HOX33	\$47.42	HOCH2	\$18.56	\$8.57	\$15.50	\$0.00
COIN LINK - INITIAL (CESAR/LEX - COMPLEX)	/1/	\$29.93	XOX08	\$21.03	XOX08	\$24.33	XOX33	\$19.58	SOCH2	\$18.56	\$8.57	\$15.50	\$0.00
COIN LINK - INITIAL (MECHANIZED)	/1/	\$0.16	MOX08	\$0.16	MOX08	\$0.16		\$0.00		\$18.56	\$8.57	\$15.50	\$0.00
COIN LINK - ADDITIONAL (MANUAL/FAX - COMPLEX)	/1/	\$3.24	HOX08	\$1.85	HOX08	\$2.02	HOX33	\$0.00	HOCH2	\$12.67	\$5.77	\$0.00	\$0.00
COIN LINK - ADDITIONAL (CESAR/LEX - COMPLEX)	/1/	\$3.24	XOX08	\$1.85	XOX08	\$2.02	XOX33	\$0.00	SOCH2	\$12.67	\$5.77	\$0.00	\$0.00
COIN LINK - ADDITIONAL (MECHANIZED)	/1/	\$0.00	MOX08	\$0.00	MOX08	\$0.00		\$0.00		\$12.67	\$5.77	\$0.00	\$0.00
DS3 Loop - INITIAL (Manual)	/1/	\$72.75	HOX32	\$44.91	HOX34	\$0.00	HOX33	\$42.48	HOCH7	\$67.25	\$35.81	\$0.00	\$0.00
DS3 Loop - INITIAL (Cesar/LEX)	/1/	\$46.65	XOX32	\$18.81	XOX34	\$0.00	XOX33	\$14.77	SOCH7	\$67.25	\$35.81	\$0.00	\$0.00
DS3 Loop - INITIAL (Mechanized)	/1/	\$0.73	MOX32	\$0.73	MOX34	\$0.00		\$0.00		\$67.25	\$35.81	\$0.00	\$0.00
DS3 Loop - ADDITIONAL (Manual)	/1/	\$5.66	HOX32	\$2.43	HOX34	\$0.00	HOX33	\$0.00	HOCH7	\$57.35	\$29.97	\$0.00	\$0.00

		NON-RECURRING											
		Service Order								Channel			
	Notes	Connect	USOC	Disconnect	USOC	Change	USOC	Record	USOC	Connect	Disconnect	Change	Record
<i>This Pricing Appendix contains certain recurring rates established with final rates in D. 05-03-026.</i>													
DS3 Loop - ADDITIONAL (Cesar/LEX)	/1/	\$5.66	XOX32	\$2.43	XOX34	\$0.00	XOX33	\$0.00	SOCH7	\$57.35	\$29.97	\$0.00	\$0.00
DS3 Loop - ADDITIONAL (Mechanized)	/1/	\$0.00	MOX32	\$0.00	MOX34	\$0.00		\$0.00		\$57.35	\$29.97	\$0.00	\$0.00
DSL CAPABLE LOOPS:													
2-Wire Digital Loop ISDN/IDSL													
Initial - manual/fax - complex	/1/	\$63.06	HOX32	\$49.90	HOX34	\$53.09	HOX33	\$47.50	HOCH2	\$18.55	\$8.57	\$15.50	\$0.00
Initial - cesar/lex - complex	/1/	\$35.09	XOX32	\$21.57	XOX34	\$24.00	XOX33	\$19.61	SOCH2	\$18.55	\$8.57	\$15.50	\$0.00
Initial - mechanized	/1/	\$0.16	MOX32	\$0.16	MOX34	\$0.16	MOX33	\$0.00		\$18.55	\$8.57	\$15.50	\$0.00
Additional - manual/fax - complex	/1/	\$3.69	HOX32	\$3.64	HOX34	\$1.94	HOX33	\$0.00	HOCH2	\$12.67	\$5.68	\$0.00	\$0.00
Additional - cesar/lex - complex	/1/	\$3.69	XOX32	\$3.64	XOX34	\$1.94	XOX33	\$0.00	SOCH2	\$12.67	\$5.68	\$0.00	\$0.00
Additional - mechanized	/1/	\$0.00	MOX32	\$0.00	MOX34	\$0.00	MOX33	\$0.00		\$12.67	\$5.68	\$0.00	\$0.00
2-Wire xDSL Loop													
PSD #1 - 2-Wire xDSL Loop													
Initial - manual/fax - complex	/1/	\$57.53	HOX32	\$48.94	HOX34	\$52.25	HOX33	\$47.42	HOCH2	\$18.56	\$8.57	\$15.50	\$0.00
Initial - cesar/lex - complex	/1/	\$29.93	XOX32	\$21.03	XOX34	\$24.33	XOX33	\$19.58	SOCH2	\$18.56	\$8.57	\$15.50	\$0.00
Initial - mechanized	/1/	\$0.16	MOX32	\$0.16	MOX34	\$0.16	MOX33	\$0.00		\$18.56	\$8.57	\$15.50	\$0.00
Additional - manual/fax - complex	/1/	\$3.24	HOX32	\$1.85	HOX34	\$2.02	HOX33	\$0.00	HOCH2	\$12.67	\$5.77	\$0.00	\$0.00
Additional - cesar/lex - complex	/1/	\$3.24	XOX32	\$1.85	XOX34	\$2.02	XOX33	\$0.00	SOCH2	\$12.67	\$5.77	\$0.00	\$0.00
Additional - mechanized	/1/	\$0.00	MOX32	\$0.00	MOX34	\$0.00	MOX33	\$0.00		\$12.67	\$5.77	\$0.00	\$0.00
PSD #2 - 2-Wire xDSL Loop													
Initial - manual/fax - complex	/1/	\$57.53	HOX32	\$48.94	HOX34	\$52.25	HOX33	\$47.42	HOCH2	\$18.56	\$8.57	\$15.50	
Initial - cesar/lex - complex	/1/	\$29.93	XOX32	\$21.03	XOX34	\$24.33	XOX33	\$19.58	SOCH2	\$18.56	\$8.57	\$15.50	
Initial - mechanized	/1/	\$0.16	MOX32	\$0.16	MOX34	\$0.16	MOX33	\$0.00		\$18.56	\$8.57	\$15.50	
Additional - manual/fax - complex	/1/	\$3.24	HOX32	\$1.85	HOX34	\$2.02	HOX33	\$0.00	HOCH2	\$12.67	\$5.77	\$0.00	
Additional - cesar/lex - complex	/1/	\$3.24	XOX32	\$1.85	XOX34	\$2.02	XOX33	\$0.00	SOCH2	\$12.67	\$5.77	\$0.00	
Additional - mechanized	/1/	\$0.00	MOX32	\$0.00	MOX34	\$0.00	MOX33	\$0.00		\$12.67	\$5.77	\$0.00	
PSD #3 - 2-Wire xDSL Loop													
Initial - manual/fax - complex	/1/	\$57.53	HOX32	\$48.94	HOX34	\$52.25	HOX33	\$47.42	HOCH2	\$18.56	\$8.57	\$15.50	
Initial - cesar/lex - complex	/1/	\$29.93	XOX32	\$21.03	XOX34	\$24.33	XOX33	\$19.58	SOCH2	\$18.56	\$8.57	\$15.50	
Initial - mechanized	/1/	\$0.16	MOX32	\$0.16	MOX34	\$0.16	MOX33	\$0.00		\$18.56	\$8.57	\$15.50	
Additional - manual/fax - complex	/1/	\$3.24	HOX32	\$1.85	HOX34	\$2.02	HOX33	\$0.00	HOCH2	\$12.67	\$5.77	\$0.00	
Additional - cesar/lex - complex	/1/	\$3.24	XOX32	\$1.85	XOX34	\$2.02	XOX33	\$0.00	SOCH2	\$12.67	\$5.77	\$0.00	
Additional - mechanized	/1/	\$0.00	MOX32	\$0.00	MOX34	\$0.00	MOX33	\$0.00		\$12.67	\$5.77	\$0.00	
PSD #4 - 2-Wire xDSL Loop													
Initial - manual/fax - complex	/1/	\$57.53	HOX32	\$48.94	HOX34	\$52.25	HOX33	\$47.42	HOCH2	\$18.56	\$8.57	\$15.50	\$0.00
Initial - cesar/lex - complex	/1/	\$29.93	XOX32	\$21.03	XOX34	\$24.33	XOX33	\$19.58	SOCH2	\$18.56	\$8.57	\$15.50	\$0.00
Initial - mechanized	/1/	\$0.16	MOX32	\$0.16	MOX34	\$0.16	MOX33	\$0.00		\$18.56	\$8.57	\$15.50	\$0.00
Additional - manual/fax - complex	/1/	\$3.24	HOX32	\$1.85	HOX34	\$2.02	HOX33	\$0.00	HOCH2	\$12.67	\$5.77	\$0.00	\$0.00
Additional - cesar/lex - complex	/1/	\$3.24	XOX32	\$1.85	XOX34	\$2.02	XOX33	\$0.00	SOCH2	\$12.67	\$5.77	\$0.00	\$0.00
Additional - mechanized	/1/	\$0.00	MOX32	\$0.00	MOX34	\$0.00	MOX33	\$0.00		\$12.67	\$5.77	\$0.00	\$0.00
PSD #5 - 2-Wire xDSL Loop													
Initial - manual/fax - complex	/1/	\$57.53	HOX32	\$48.94	HOX34	\$52.25	HOX33	\$47.42	HOCH2	\$18.56	\$8.57	\$15.50	
Initial - cesar/lex - complex	/1/	\$29.93	XOX32	\$21.03	XOX34	\$24.33	XOX33	\$19.58	SOCH2	\$18.56	\$8.57	\$15.50	
Initial - mechanized	/1/	\$0.16	MOX32	\$0.16	MOX34	\$0.16	MOX33	\$0.00		\$18.56	\$8.57	\$15.50	
Additional - manual/fax - complex	/1/	\$3.24	HOX32	\$1.85	HOX34	\$2.02	HOX33	\$0.00	HOCH2	\$12.67	\$5.77	\$0.00	
Additional - cesar/lex - complex	/1/	\$3.24	XOX32	\$1.85	XOX34	\$2.02	XOX33	\$0.00	SOCH2	\$12.67	\$5.77	\$0.00	
Additional - mechanized	/1/	\$0.00	MOX32	\$0.00	MOX34	\$0.00	MOX33	\$0.00		\$12.67	\$5.77	\$0.00	
PSD #7 - 2-Wire xDSL Loop													
Initial - manual/fax - complex	/1/	\$57.53	HOX32	\$48.94	HOX34	\$52.25	HOX33	\$47.42	HOCH2	\$18.56	\$8.57	\$15.50	
Initial - cesar/lex - complex	/1/	\$29.93	XOX32	\$21.03	XOX34	\$24.33	XOX33	\$19.58	SOCH2	\$18.56	\$8.57	\$15.50	
Initial - mechanized	/1/	\$0.16	MOX32	\$0.16	MOX34	\$0.16	MOX33	\$0.00		\$18.56	\$8.57	\$15.50	
Additional - manual/fax - complex	/1/	\$3.24	HOX32	\$1.85	HOX34	\$2.02	HOX33	\$0.00	HOCH2	\$12.67	\$5.77	\$0.00	
Additional - cesar/lex - complex	/1/	\$3.24	XOX32	\$1.85	XOX34	\$2.02	XOX33	\$0.00	SOCH2	\$12.67	\$5.77	\$0.00	
Additional - mechanized	/1/	\$0.00	MOX32	\$0.00	MOX34	\$0.00	MOX33	\$0.00		\$12.67	\$5.77	\$0.00	
4-Wire xDSL Loop													
PSD #3 - 4-Wire xDSL Loop													

		NON-RECURRING											
		Service Order								Channel			
	Notes	Connect	USOC	Disconnect	USOC	Change	USOC	Record	USOC	Connect	Disconnect	Change	Record
<i>This Pricing Appendix contains certain recurring rates established with final rates in D. 05-03-026.</i>													
Initial - manual/fax - complex	/1/	\$63.06	HOX32	\$49.90	HOX34	\$53.09	HOX33	\$47.50	HOCH2	\$28.84	\$10.41	\$11.40	\$0.00
Initial - cesar/lex - complex	/1/	\$35.09	XOX32	\$21.57	XOX34	\$24.00	XOX33	\$19.61	SOCH2	\$28.84	\$10.41	\$11.40	\$0.00
Initial - mechanized	/1/	\$0.16	MOX32	\$0.16	MOX34	\$0.16	MOX33	\$0.00		\$28.84	\$10.41	\$11.40	\$0.00
Additional - manual/fax - complex	/1/	\$3.69	HOX32	\$3.64	HOX34	\$1.94	HOX33	\$0.00	HOCH2	\$18.95	\$7.43	\$0.00	\$0.00
Additional - cesar/lex - complex	/1/	\$3.69	XOX32	\$3.64	XOX34	\$1.94	XOX33	\$0.00	SOCH2	\$18.95	\$7.43	\$0.00	\$0.00
Additional - mechanized	/1/	\$0.00	MOX32	\$0.00	MOX34	\$0.00	MOX33	\$0.00		\$18.95	\$7.43	\$0.00	\$0.00
NETWORK INTERFACE DEVICE (NID)													
NID TO NID CROSSCONNECT - SIMPLE (MANUAL/FAX SIMPLE/COMPLEX)	/1/	\$46.53	HSNID	\$0.00		\$0.00		\$0.00		\$38.54	\$0.00	\$0.00	\$0.00
NID TO NID CROSSCONNECT - SIMPLE (CESAR/LEX - (SIMPLE/COMPLEX))	/1/	\$17.73	PSNID	\$0.00		\$0.00		\$0.00		\$38.54	\$0.00	\$0.00	\$0.00
NID TO NID CROSSCONNECT - SIMPLE (MECHANIZED)	/1/	\$0.16		\$0.00		\$0.00		\$0.00		\$38.54	\$0.00	\$0.00	\$0.00
NID TO NID CROSSCONNECT - COMPLEX INITIAL (MANUAL/FAX - (SIMPLE/COMPLEX))	/1/	\$46.53	HCNID	\$0.00		\$0.00		\$0.00		\$60.32	\$0.00	\$0.00	\$0.00
NID TO NID CROSSCONNECT - COMPLEX INITIAL (CESAR/LEX)	/1/	\$17.73	PCNID	\$0.00		\$0.00		\$0.00		\$60.32	\$0.00	\$0.00	\$0.00
NID TO NID CROSSCONNECT - COMPLEX INITIAL (MECHANIZED)	/1/	\$0.16		\$0.00		\$0.00		\$0.00		\$60.32	\$0.00	\$0.00	\$0.00
NID TO NID CROSSCONNECT - COMPLEX ADDITIONAL (MANUAL/FAX)	/1/	\$0.00	HCNID	\$0.00		\$0.00		\$0.00		\$15.01	\$0.00	\$0.00	\$0.00
NID TO NID CROSSCONNECT - COMPLEX ADDITIONAL (CESAR/LEX)	/1/	\$0.00	PCNID	\$0.00		\$0.00		\$0.00		\$15.01	\$0.00	\$0.00	\$0.00
NID TO NID CROSSCONNECT - COMPLEX ADDITIONAL (MECHANIZED)	/1/	\$0.00		\$0.00		\$0.00		\$0.00		\$15.01	\$0.00	\$0.00	\$0.00
/1/ The rates in this pricing schedule only apply to the extent such network element(s), product(s) and/or service(s) are required by the terms of this Agreement. To the extent the underlying Agreement does not contain terms and conditions associated with the network element(s), product(s) and/or service(s) listed on this pricing sheet to this Agreement, this pricing sheet, which concerns only rates, creates no right to order such network element(s), product(s) and/or service(s), as it does not provide CLEC with the necessary terms and conditions to enable CLEC to obtain and/or order such network element(s), product(s) and/or service(s). Specifically, without limitation, if this Agreement or any Amendments provide that a network element(s), product(s) or service(s) is no longer required or is subject to being no longer required, the rates in this pricing schedule shall not apply, nor shall the inclusion of the rates in this pricing sheet create a right to the network element(s), product(s) or service(s) inconsistent with the Agreement, including any Amendments. Rather, CLEC must negotiate a separate amendment incorporating the appropriate terms and conditions into the underlying Agreement before ordering and/or obtaining any such network element(s), product(s) and/or service(s) that AT&T California is required to offer under Section 251(c)(3) of the Federal Telecommunications Act, as set forth in applicable FCC rules in effect at the time CLEC seeks such amendment.													

Line	Product Type	Rate Element Description	USOC	Monthly Recurring Rate	Non-Recurring Rate (Initial)
1	CLEC-PROVISIONED FACILITIES & EQUIPMENT: CAGED				
2	REAL ESTATE				
3	Site Conditioning	Per Sq. Ft. of space used by CLEC	S8FWB		\$9.28
4	Safety & Security	Per Sq. Ft. of space used by CLEC	S8F4N		\$19.56
5	Floor Space Usage	Per Sq. Ft. of space used by CLEC	S8F4L	\$5.97	
6	COMMON SYSTEMS				
7	Common Systems - Cage	Per Sq. Ft. of space used by CLEC	S8F4A	\$0.44	\$59.86
8	PLANNING				
9	Planning - Central Office	Per Sq. Ft. of space used by CLEC	S8GCA	\$0.09	\$7.55
10	Planning	Per Request	NRFCF		\$5,244.43
11	Planning - Subsequent Inter. Cabling	Per Request	NRFCF		\$2,267.04
12	Planning - Subsequent Power Cabling	Per Request	NRFCF		\$2,306.10
13	Planning - Subs. Inter./Power Cabling	Per Request	NRFCG		\$2,884.60
14	Planning - Non-Standard	Per Request	NRFCH		\$1,436.00
15	POWER PROVISIONING				
16	Power Panel:				
17	50 Amp	Per Power Panel (CLEC Provided)	NONE		
18	200 Amp	Per Power Panel (CLEC Provided)	NONE		
19	Power Cable and Infrastructure:				
20	Power Cable Rack	Per Four Power Cables or Quad	NONE		
21	2-10 Amp Feeds	Per 2-10 Amp Power Feeds (CLEC Provided)	C1F31	\$0.25	\$48.23
22	2-20 Amp Feeds	Per 2-20 Amp Power Feeds (CLEC Provided)	S8GF1	\$0.25	\$48.23
23	2-30 Amp Feeds	Per 2-30 Amp Power Feeds (CLEC Provided)	C1F32	\$0.25	\$48.23
24	2-40 Amp Feeds	Per 2-40 Amp Power Feeds (CLEC Provided)	C1F33	\$0.25	\$48.23
25	2-50 Amp Feeds	Per 2-50 Amp Power Feeds (CLEC Provided)	S8GF2	\$0.25	\$48.23
26	2-100 Amp Feeds	Per 2-100 Amp Power Feeds (CLEC Provided)	S8GF3	\$0.25	\$48.23
27	Equipment Grounding:				
28	Ground Cable Placement	Per Sq. Ft. of space used by CLEC	S8FCR	\$0.03	\$0.92
29	DC POWER AMPERAGE CHARGE				
30	HVAC	Per 10 Amps	S8GCS	\$14.62	
31	Per Amp	Per Amp	S8GCR	\$10.61	
32	FIBER CABLE PLACEMENT				
33	Central Office:				
34	Fiber Cable	Per Fiber Cable Sheath (CLEC Vendor Pulls Cable)	S8FQ9	\$4.85	\$809.13
35	Entrance Conduit	Per Fiber Cable Sheath	S8FW5	\$8.76	
36	MISCELLANEOUS & OPTIONAL COST:				
37	MISCELLANEOUS COSTS				
38	Timing Lead	Per Linear Foot	S8F45	\$0.08	\$14.81
39	Bits Timing	Based on two (2) leads per circuit	S8FQT	\$3.58	\$698.82
40	Space Availability Report	Per Premise	NRFCQ		\$168.04
41	Security Access / ID Cards	Per Five Cards	NRFCM		\$123.35
42	Security Access / ID Cards/Expedite	Per Five Cards	NRFCN		\$203.35
43	CAGE COMMON COSTS				
44	AC Circuit Placement	Per Sq. Ft. (CLEC provides cage)	NRL6O		\$5.29
45	INTERCONNECTION COSTS:				
46	ILEC TO CLEC CONNECTION				
47	Voice Grade Arrangement	100 Copper Pairs (CLEC provides cable)	S8F48	\$0.00	\$156.02
48	Voice Grade Arrangement	100 Shielded Pairs (CLEC provides cable)	S8FWU	\$0.00	\$156.02
49	DS1 Arrangement - DCS	28 DS1 (CLEC provides cable)	S8FQM	\$0.00	\$3,105.79
50	DS1 Arrangement - DSX	28 DS1 (CLEC provides cable)	S8F46	\$0.00	\$486.89
51	DS3 Arrangement - DCS	1 DS3 (CLEC provides cable)	S8F47	\$0.00	\$1,809.40
52	DS3 Arrangement - DSX	1 DS3 (CLEC provides cable)	S8FQN	\$0.00	\$116.67
53	Fiber Arrangement	12 Fiber Pairs (CLEC provides cable)	S8FQR	\$3.58	\$698.82
54	CLEC TO CLEC CONNECTION				
55	Cable Racking and Hole for Optical	Per Cable	S8GFE	\$0.82	
56	Cable Racking and Hole for DS1	Per Cable	S8GFF	\$0.57	
57	Cable Racking and Hole for DS3	Per Cable	S8GFG	\$0.50	
58	Route Design		NRFCX		\$424.88
59	Connection for DS1	Per 28 Circuits (CLEC provides cable)	S8GFH	\$0.18	
60	Connection for DS3	Per Circuit (CLEC provides cable)	S8GFJ	\$0.12	
61	Connection for Optical	Per Cable (CLEC provides cable)	S8GFK	\$0.31	
62	TIME SENSITIVE ACTIVITIES				
63	PRE-VISITS				
64	Colloc. Ser. Mgr. - 2nd Level	Per 1/4 Hour	NRFCR		\$23.23
65	Comm. Tech - Craft	Per 1/4 Hour	NRFCS		\$19.60
66	CO Manager - 1st Level	Per 1/4 Hour	NRFT		\$19.72
67	Floor Space Planning - 1st Level	Per 1/4 Hour	NRFCU		\$19.24
68	CONSTRUCTION VISITS				
69	Project Manager - 1st Level	Per 1/4 Hour	NRFCV		\$19.24
70	Colloc. Ser. Mgr. - 2nd Level	Per 1/4 Hour	NRFCZ		\$23.23
71					
72	CLEC-PROVISIONED FACILITIES & EQUIPMENT: CAGELESS				
73	REAL ESTATE				
74	Site Conditioning	Per Frame (Standard Bay=10 sq ft)	S8FWC		\$92.81
75	Safety & Security	Per Frame (Standard Bay=10 sq ft)	S8FWG		\$195.57
76	Floor Space Usage	Per Frame (Standard Bay=10 sq ft)	S8F9C	\$64.21	
77	COMMON SYSTEMS				

Line	Product Type	Rate Element Description	USOC	Monthly Recurring Rate	Non-Recurring Rate (Initial)
78	Common Systems - Cageless	Per Frame (Standard Bay=10 sq ft)	S8FWE	\$9.35	\$760.45
79	PLANNING				
80	Planning - Central Office	Per Frame (Standard Bay=10 sq ft)	S8GCB	\$1.13	\$75.54
81	Planning	Per Request	NRFCJ		\$4,601.93
82	Planning - Subsequent Inter. Cabling	Per Request	NRFCF		\$2,267.04
83	Planning - Subsequent Power Cabling	Per Request	NRFCF		\$2,306.10
84	Planning - Subs. Inter./Power Cabling	Per Request	NRFCG		\$2,884.60
85	Planning - Non-Standard	Per Request	NRFCH		\$1,436.00
86	POWER PROVISIONING				
87	Power Panel:				
88	50 Amp	Per Power Panel (CLEC Provided)	NONE		
89	200 Amp	Per Power Panel (CLEC Provided)	NONE		
90	Power Cable and Infrastructure:				
91	Power Cable Rack	Per Four Power Cables or Quad	NONE		
92	2-10 Amp Feeds	Per 2-10 Amp Power Feeds (CLEC Provided)	C1F34	\$0.25	\$48.23
93	2-20 Amp Feeds	Per 2-20 Amp Power Feeds (CLEC Provided)	S8GF1	\$0.25	\$48.23
94	2-30 Amp Feeds	Per 2-30 Amp Power Feeds (CLEC Provided)	C1F35	\$0.25	\$48.23
95	2-40 Amp Feeds	Per 2-40 Amp Power Feeds (CLEC Provided)	C1F36	\$0.25	\$48.23
96	2-50 Amp Feeds	Per 2-50 Amp Power Feeds (CLEC Provided)	S8GF2	\$0.25	\$48.23
97	2-100 Amp Feeds	Per 2-100 Amp Power Feeds (CLEC Provided)	S8GF3	\$0.25	\$48.23
98	Equipment Grounding:				
99	Ground Cable Placement	Per Frame	S8GDB	\$0.33	\$15.32
100	DC POWER AMPERAGE CHARGE				
101	HVAC	Per 10 Amps	S8GCS	\$14.62	
102	Per Amp	Per Amp	S8GCR	\$10.61	
103	CEV, HUT & Cabinets	Per 2 inch mounting space	S8GCT	\$1.27	
104	FIBER CABLE PLACEMENT				
105	Central Office:				
106	Fiber Cable	Per Fiber Cable Sheath (CLEC Vendor Pulls Cable)	S8FQ9	\$4.85	\$809.13
107	Entrance Conduit	Per Fiber Cable Sheath	S8FW5	\$8.76	
108	CEV, HUT & Cabinets:				
109	Fiber Cable Placement	Per Fiber Cable Sheath	S8GDH		\$53.58
110	Entrance Conduit	Per Fiber Cable Sheath	S8GDJ	\$2.61	
111	MISCELLANEOUS & OPTIONAL COST:				
112	MISCELLANEOUS COSTS				
113	Timing Lead	Per Linear Foot	S8F45	\$0.08	\$14.81
114	Bits Timing	Based on two (2) leads per circuit	S8FQT	\$3.58	\$698.82
115	Space Availability Report	Per Premise	NRFCQ		\$168.04
116	Security Access / ID Cards	Per Five Cards	NRFCM		\$123.35
117	Security Access / ID Cards/Expedite	Per Five Cards	NRFCN		\$203.35
118	CAGELESS / POT BAY OPTIONS				
119	Standard Equipment Bay	Each (CLEC Provided)	NONE		
120	Non-Standard Cabinet Bay	Each (CLEC Provided)	NONE		
121	VF/DS0 Termination Panel	Each (CLEC Provided)	NONE		
122	VF/DS0 Termination Module	Each (CLEC Provided)	NONE		
123	DDP-1 Panel	Each (CLEC Provided)	NONE		
124	DDP-1 Jack Access Card	Each (CLEC Provided)	NONE		
125	DS3/STS-1 Interconnect Panel	Each (CLEC Provided)	NONE		
126	DS3 Interconnect Module	Each (CLEC Provided)	NONE		
127	Fiber Optic Splitter Panel	Each (CLEC Provided)	NONE		
128	Fiber Termination Dual Module	Each (CLEC Provided)	NONE		
129	CEV, HUT, CABINET				
130	24 Foot CEV	2 Inch Mounting Space	S8GE3	\$1.64	
131	16 Foot CEV	2 Inch Mounting Space	S8GE4	\$1.77	
132	Maxi-Hut	2 Inch Mounting Space	S8GE1	\$0.77	
133	Mini-Hut	2 Inch Mounting Space	S8GE2	\$1.33	
134	Large Cabinet	2 Inch Mounting Space	S8GEX	\$1.63	
135	Medium Cabinet	2 Inch Mounting Space	S8GEY	\$2.19	
136	Small Cabinet	2 Inch Mounting Space	S8GEZ	\$3.29	
137	INTERCONNECTION COSTS:				
138	ILEC TO CLEC CONNECTION				
139	Voice Grade Arrangement	100 Copper Pairs (CLEC provides cable)	S8F3E	\$0.00	\$156.02
140	Voice Grade Arrangement	100 Shielded Pairs (CLEC provides cable)	S8FWV	\$0.00	\$156.02
141	DS1 Arrangement - DCS	28 DS1 (CLEC provides cable)	S8F2J	\$0.00	\$3,105.79
142	DS1 Arrangement - DSX	28 DS1 (CLEC provides cable)	S8F2P	\$0.00	\$486.89
143	DS3 Arrangement - DCS	1 DS3 (CLEC provides cable)	S8F21	\$0.00	\$1,809.40
144	DS3 Arrangement - DSX	1 DS3 (CLEC provides cable)	S8F25	\$0.00	\$116.67
145	Fiber Arrangement	12 Fiber Pairs (CLEC provides cable)	S8F49	\$3.76	\$495.49
146	CLEC TO CLEC CONNECTION				
147	Cable Racking and Hole for Optical	Per Cable	S8GFE	\$0.82	
148	Cable Racking and Hole for DS1	Per Cable	S8GFF	\$0.57	
149	Cable Racking and Hole for DS3	Per Cable	S8GFG	\$0.50	
150	Route Design		NRFCX		\$424.88
151	Connection for DS1	Per 28 Circuits (CLEC provides cable)	S8GFL	\$0.18	\$0.00
152	Connection for DS3	Per Circuit (CLEC provides cable)	S8GFM	\$0.12	\$0.00
153	Connection for Optical	Per Cable (CLEC provides cable)	S8GFN	\$0.31	\$0.00
154	PROJECT MANAGEMENT				
155	CEV, HUT & CABINET				
156	Project Coordination	Per CLEC Application	NRFCCK		\$631.17

Line	Product Type	Rate Element Description	USOC	Monthly Recurring Rate	Non-Recurring Rate (Initial)
157	TIME SENSITIVE ACTIVITIES				
158	PRE-VISITS				
159	Colloc. Ser. Mgr. - 2nd Level	Per 1/4 Hour	NRFCR		\$23.23
160	Comm. Tech - Craft	Per 1/4 Hour	NRFCS		\$19.60
161	CO Manager - 1st Level	Per 1/4 Hour	NRFCF		\$19.72
162	Floor Space Planning - 1st Level	Per 1/4 Hour	NRFCU		\$19.24
163	CONSTRUCTION VISITS				
164	Project Manager - 1st Level	Per 1/4 Hour	NRFCV		\$19.24
165	Colloc. Ser. Mgr. - 2nd Level	Per 1/4 Hour	NRFCZ		\$23.23
166					
167	CLEC-PROVISIONED FACILITIES & EQUIPMENT: CAGED COMMON				
168	REAL ESTATE				
169	Site Conditioning	Per Frame (Standard Bay=10 sq ft)	S8FWC		\$92.81
170	Safety & Security	Per Frame (Standard Bay=10 sq ft)	S8FWG		\$195.57
171	Floor Space Usage	Per Linear Foot	S8GCO	\$24.87	
172	COMMON SYSTEMS				
173	Common Systems - Common	Per Linear Foot	S8GCP	\$3.62	\$294.37
174	PLANNING				
175	Planning - Central Office	Per Linear Foot	S8GCC	\$0.44	\$29.24
176	Planning	Per Request	NRFCJ		\$4,601.93
177	Planning - Subsequent Inter. Cabling	Per Request	NRFCF		\$2,267.04
178	Planning - Subsequent Power Cabling	Per Request	NRFCF		\$2,306.10
179	Planning - Subs. Inter./Power Cabling	Per Request	NRFCG		\$2,884.60
180	Planning - Non-Standard	Per Request	NRFCH		\$1,436.00
181	POWER PROVISIONING				
182	Power Panel:				
183	50 Amp	Per Power Panel (CLEC provides)	NONE		
184	200 Amp	Per Power Panel (CLEC provides)	NONE		
185	Power Cable and Infrastructure:				
186	Power Cable Rack	Per Four Power Cables or Quad	NONE		
187	2-10 Amp Feeds	Per 2-10 Amp Power Feeds (CLEC Provided)	C1F31	\$0.25	\$48.23
188	2-20 Amp Feeds	Per 2-20 Amp Power Feeds (CLEC Provided)	S8GF1	\$0.25	\$48.23
189	2-30 Amp Feeds	Per 2-30 Amp Power Feeds (CLEC Provided)	C1F32	\$0.25	\$48.23
190	2-40 Amp Feeds	Per 2-40 Amp Power Feeds (CLEC Provided)	C1F33	\$0.25	\$48.23
191	2-50 Amp Feeds	Per 2-50 Amp Power Feeds (CLEC Provided)	S8GF2	\$0.25	\$48.23
192	2-100 Amp Feeds	Per 2-100 Amp Power Feeds (CLEC Provided)	S8GF3	\$0.25	\$48.23
193	Equipment Grounding:				
194	Ground Cable Placement	Per Linear Foot	S8GDC	\$0.13	\$5.93
195	DC POWER AMPERAGE CHARGE				
196	HVAC	Per 10 Amps	S8GCS	\$14.62	
197	Per Amp	Per Amp	S8GCR	\$10.61	
198	FIBER CABLE PLACEMENT				
199	Central Office:				
200	Fiber Cable	Per Fiber Cable Sheath (CLEC Vendor Pulls Cable)	S8FQ9	\$4.85	\$809.13
201	Entrance Conduit	Per Fiber Cable Sheath	S8FW5	\$8.76	
202	MISCELLANEOUS & OPTIONAL COST:				
203	MISCELLANEOUS COSTS				
204	Timing Lead	Per Linear Foot	S8F45	\$0.08	\$14.81
205	Bits Timing	Based on two (2) leads per circuit	S8FQT	\$3.58	\$698.82
206	Space Availability Report	Per Premise	NRFCQ		\$168.04
207	Security Access / ID Cards	Per Five Cards	NRFCM		\$123.35
208	Security Access / ID Cards/Expedite	Per Five Cards	NRFCN		\$203.35
209	CAGE COMMON COSTS				
210	Cage Preparation	Per Linear Foot	S8GCJ	\$1.00	\$157.00
211	INTERCONNECTION COSTS:				
212	ILEC TO CLEC CONNECTION				
213	Voice Grade Arrangement	100 Copper Pairs (CLEC provides cable)	S8F3E	\$0.00	\$156.02
214	Voice Grade Arrangement	100 Shielded Pairs (CLEC provides cable)	S8FWV	\$0.00	\$156.02
215	DS1 Arrangement - DCS	28 DS1 (CLEC provides cable)	S8F2J	\$0.00	\$3,105.79
216	DS1 Arrangement - DSX	28 DS1 (CLEC provides cable)	S8F2P	\$0.00	\$486.89
217	DS3 Arrangement - DCS	1 DS3 (CLEC provides cable)	S8F21	\$0.00	\$1,809.40
218	DS3 Arrangement - DSX	1 DS3 (CLEC provides cable)	S8F25	\$0.00	\$116.67
219	Fiber Arrangement	12 Fiber Pairs (CLEC provides cable)	S8F49	\$3.76	\$495.49
220					
221	CLEC-PROVISIONED FACILITIES & EQUIPMENT: VIRTUAL				
222	REAL ESTATE				
223	Site Conditioning	Per Frame	S8FX5		\$92.81
224	Safety & Security	Per Frame	S8FX6		\$195.57
225	Floor Space Usage	Per Frame	S8F62	\$28.91	
226	COMMON SYSTEMS				
227	Common Systems - Standard	Per Frame	S8F64	\$10.75	
228	Common Systems - Non-Standard	Per Cabinet	S8F65	\$19.36	
229	PLANNING				
230	Planning	Per Request	NRM99		\$5,555.76
231	Planning - Subsequent Inter. Cabling	Per Request	NRMA3		\$2,224.49
232	Planning - Subsequent Power Cabling	Per Request	NRMAA		\$2,303.84
233	Planning - Subs. Inter./Power Cabling	Per Request	NRMAX		\$2,882.61

Line	Product Type	Rate Element Description	USOC	Monthly Recurring Rate	Non-Recurring Rate (Initial)
234	POWER PROVISIONING				
235	Power Cable and Infrastructure:				
236	Power Cable Rack	Per Four Power Cables or Quad	NONE		
237	2-10 Amp Feeds	Per 2-10 Amp Power Feeds (CLEC Provided)	C1F37	\$0.52	
238	2-20 Amp Feeds	Per 2-20 Amp Power Feeds (CLEC Provided)	S8GFO	\$0.52	
239	2-30 Amp Feeds	Per 2-30 Amp Power Feeds (CLEC Provided)	C1F38	\$0.52	
240	2-40 Amp Feeds	Per 2-40 Amp Power Feeds (CLEC Provided)	C1F39	\$0.52	
241	2-50 Amp Feeds	Per 2-50 Amp Power Feeds (CLEC Provided)	S8GFP	\$0.52	
242	Equipment Grounding:				
243	Ground Cable Placement	Per Frame	S8F69	\$0.36	
244	DC POWER AMPERAGE CHARGE				
245	HVAC	Per 10 Amps	S8FXO	\$14.62	
246	Per Amp	Per Amp	S8FXN	\$10.61	
247	CEV, HUT & Cabinets	Per 2 inch mounting space	S8FXP	\$1.27	
248	FIBER CABLE PLACEMENT				
249	Central Office:				
250	Fiber Cable	Per Fiber Cable Sheath	S8F8F	\$11.01	\$1,971.42
251	Entrance Conduit	Per Fiber Cable Sheath	S8F8G	\$8.17	
252	CEV, HUT & Cabinets:				
253	Fiber Cable Placement	Per Fiber Cable Sheath	S8FXQ		\$53.58
254	Entrance Conduit	Per Fiber Cable Sheath	S8FXR	\$2.61	
255	MISCELLANEOUS & OPTIONAL COST:				
256	MISCELLANEOUS COSTS				
257	Timing Lead	Per Linear Foot	S8FXT	\$0.08	\$14.81
258	Bits Timing	Based on two (2) leads per circuit	S8FXS	\$3.58	\$698.82
259	VIRTUAL FRAME OPTIONS				
260	Standard Equipment Bay	Each (CLEC Provided)	NONE		
261	CEV, HUT, CABINET				
262	24 Foot CEV	2 Inch Mounting Space	S8FXZ	\$1.64	
263	16 Foot CEV	2 Inch Mounting Space	S8FY6	\$1.77	
264	Maxi-Hut	2 Inch Mounting Space	S8FXX	\$0.77	
265	Mini-Hut	2 Inch Mounting Space	S8FXY	\$1.33	
266	Large Cabinet	2 Inch Mounting Space	S8FXU	\$1.63	
267	Medium Cabinet	2 Inch Mounting Space	S8FXV	\$2.19	
268	Small Cabinet	2 Inch Mounting Space	S8FXW	\$3.29	
269	INTERCONNECTION COSTS:				
270	ILEC TO CLEC CONNECTION				
271	Voice Grade Arrangement	100 Copper Pairs (CLEC provides cable)	S8F82	\$0.00	\$225.02
272	Voice Grade Arrangement	100 Shielded Pairs (CLEC provides cable)	S8F83	\$0.00	\$225.02
273	DS1 Arrangement - DCS	28 DS1 (CLEC provides cable)	S8F8X	\$0.00	\$3,496.22
274	DS1 Arrangement - DSX	28 DS1 (CLEC provides cable)	S8F8Y	\$0.00	\$651.13
275	DS3 Arrangement - DCS	1 DS3 (CLEC provides cable)	S8F8Z	\$0.00	\$2,186.12
276	DS3 Arrangement - DSX	1 DS3 (CLEC provides cable)	S8F81	\$0.00	\$204.42
277	Fiber Arrangement	12 Fiber Pairs (CLEC provides cable)	S8F84	\$10.47	\$152.71
278	VIRTUAL TO VIRTUAL CONNECTION				
279	Cable Racking and Hole for Optical	Per Cable	S8FY7	\$0.90	
280	Cable Racking and Hole for DS1	Per Cable	S8FY8	\$0.49	
281	Cable Racking and Hole for DS3	Per Cable	S8FY9	\$0.35	
282	Route Design		NRLWF		\$463.36
283	Connection for DS1	Per 28 Circuits (CLEC provides cable)	S8GFQ	\$0.41	\$0.00
284	Connection for DS3	Per Circuit (CLEC provides cable)	S8GFR	\$0.27	\$0.00
285	Connection for Optical	Per Cable (CLEC provides cable)	S8GFS	\$0.81	\$0.00
286	PROJECT MANAGEMENT				
287	CEV, HUT & CABINET				
288	Project Coordination	Per CLEC Application Augment	NRFCCK		\$631.17
289	EQUIPMENT MAINTENANCE AND SECURITY ESCORT				
290	CENTRAL OFFICE TYPE				
291	Staffed CO During Normal Business Hours	Per 1/4 Hour	NRMHK		\$15.15
292	Staffed CO During Outside Normal Business Hours	4 Hour Minimum - Initial	NRMHN		\$242.35
293	Staffed CO During Outside Normal Business Hours	Per 1/4 Hour - Additional	NRMJ7		\$15.15
294	Not Staffed CO/RT During Normal Business Hours	Per 1/4 Hour	NRMJ8		\$15.15
295	Not Staffed CO/RT During Outside Normal Business Hours	4 Hour Minimum - Initial	NRMJ9		\$242.35
296	Not Staffed CO/RT During Outside Normal Business Hours	Per 1/4 Hour - Additional	NRML7		\$15.15
297	CEV, HUT & CABINET				
298	Per Visit	4 Hour Minimum - Initial	NRMJ9		\$242.35
299	Per Visit	Per 1/4 Hour - Additional	NRML7		\$15.15
300	ADDITIONAL LABOR ELEMENTS				
301	TRAINING				
302	Communications Tech	Per 1/2 Hour	NRMCD		\$39.21
303	CO Manager	Per 1/2 Hour	NRME9		\$39.45
304	Power Engineer	Per 1/2 Hour	NRMF9		\$38.47
305	Equipment Engineer	Per 1/2 Hour	NRMHJ		\$38.47
306	EQUIPMENT EVALUATION COST				
307	Equipment Engineer	Per 1/2 Hour	NRMO9		\$38.47
308	TEST AND ACCEPTANCE				
309	Communications Tech	Per 1/2 Hour	NRMP2		\$39.21
310					
311	CLEC-PROVISIONED FACILITIES & EQUIPMENT: ADJACENT ON-SITE				

Line	Product Type	Rate Element Description	USOC	Monthly Recurring Rate	Non-Recurring Rate (Initial)
312	PLANNING				
313	Planning - Initial	Per Request	NRFA1		\$9,268.73
314	Planning - Subsequent	Per Request	NRFA2		\$1,606.77
315	REAL ESTATE				
316	Land Rental	Per Square Foot	S8GEN	\$0.44	
317	POWER PROVISIONING				
318	Power Cable and Infrastructure:				
319	2-100 Amp Feeds	Per 2-100 Amp Power Feeds (CLEC provides cable)	NONE		
320	2-200 Amp Feeds	Per 2-200 Amp Power Feeds (CLEC provides cable)	NONE		
321	2-300 Amp Feeds	Per 2-300 Amp Power Feeds (CLEC provides cable)	NONE		
322	2-400 Amp Feeds	Per 2-400 Amp Power Feeds (CLEC provides cable)	NONE		
323	AC Service:				
324	Extension of 100 Amp AC Service (Opt.)	Per Request	NRFCW		\$6,447.00
325	AC Usage	Per KWH	S8GEO	\$0.05	
326	DC POWER AMPERAGE CHARGE				
327	Per Amp	Per Amp	S8GCR	\$10.61	
328	FIBER CABLE PLACEMENT				
329	Fiber Installation	Per Fiber Cable Sheath (CLEC Vendor Pulls Cable)	S8GF4	\$2.13	\$488.48
330	Entrance Fiber Racking	Per Rack/Conduit Duct	S8GDG	\$1.55	
331	CABLE RACK				
332	DC Power Cable Rack	Per Rack	S8GEP	\$13.64	\$2,667.22
333	Fiber Cable Rack	Per Rack	S8GEQ	\$20.63	
334	Interconnection Arrangement (Copper) Racking	Per Rack	S8GER	\$30.63	
335	CONDUIT PLACEMENT				
336	DC Power Cable Rack	Per Rack	S8GES		\$7,386.71
337	Fiber Cable Rack	Per Rack	S8GET		\$4,711.89
338	Interconnection Arrangement (Copper) Racking	Per Rack	S8GEU		\$5,545.50
339	INTERCONNECTION COSTS:				
340	ILEC TO CLEC CONNECTION				
341	Voice Grade Arrangement	100 Copper Pairs (CLEC provides cable)	S8F3G	\$0.00	\$156.02
342	Voice Grade Arrangement	100 Shielded Pairs (CLEC provides cable)	S8FWV	\$0.00	\$156.02
343	DS1 Arrangement - DCS	28 DS1 (CLEC provides cable)	S8F2L	\$0.00	\$3,105.79
344	DS1 Arrangement - DSX	28 DS1 (CLEC provides cable)	S8F2R	\$0.00	\$486.89
345	DS3 Arrangement - DCS	1 DS3 (CLEC provides cable)	S8F23	\$0.00	\$1,809.40
346	DS3 Arrangement - DSX	1 DS3 (CLEC provides cable)	S8F27	\$0.00	\$116.67
347	Fiber Arrangement	12 Fiber Pairs (CLEC provides cable)	S8F3N	\$3.76	\$495.49
348					
349	CLEC-PROVISIONED FACILITIES & EQUIPMENT: ADJACENT OFF-SITE				
350	PLANNING				
351	Planning	Per Request	NRFA3		\$1,254.32
352	CONDUIT				
353	Conduit Space	Per Innerduct	S8GEW	\$1.17	
354	INTERCONNECTION COSTS:				
355	ILEC TO CLEC CONNECTION				
356	Voice Grade/DS0 Arrangement	900 DS0 (Hole, Racking, MDF) (CLEC Vendor Pulls and Installs Cable)	S8GF5	\$0.00	
357	DS1 Arrangement - DCS	28 DS1 (Hole, Racking, DCS) (CLEC Vendor Pulls and Installs Cable)	S8GF6	\$0.00	
358	DS1 Arrangement - DSX	28 DS1 (Hole, Racking, DSX) (CLEC Vendor Pulls and Installs Cable)	S8GF7	\$0.00	
359	DS1 Arrangement - MDF	450 DS1 (Hole, Racking, MDF) (CLEC Vendor Pulls and Installs Cable)	S8GF8	\$0.00	
360	Fiber Arrangement	12 Fiber Pairs (Hole, Racking, FDF) (CLEC Vendor Pulls and Installs Cable)	S8GF9	\$9.02	
361					
362	RATES AND CHARGES FOR				
363	COMPLETE SPACE DISCONTINUANCE				
364	Application Fee	Per Request	NRFX1		\$503.95
365	Project Management Fee – Complete Space Discontinuance	Per Request	NRFX2		\$2,883.10
366	Remove Fiber Jumpers	Per linear foot	NRFX3		\$18.79
367	Remove Fiber Cables	Per linear foot	NRFX4		\$14.43
368	Remove VF/DS0 Cable	Per linear foot	NRFX5		\$2.60
369	Remove DS1 Cable	Per linear foot	NRFX6		\$4.89
370	Remove DS3 Cable (Coax)	Per linear foot	NRFX7		\$3.57
371	Remove Timing Cable	Per Request	NRFX8		\$9.64
372	Remove Power Cable-50AMP feed & below	Per linear foot	NRFX9		\$24.76
373	Remove Power Cable-100AMP feed & above	Per linear foot	NRFXA		\$22.73
374	Remove Cage Grounding Material	Each grounding lead & ground bar	NRFXB		\$1,462.85
375	Remove Fiber Entrance Cable	Per cable removal job	NRFXC		\$1,664.00
376	Infrastructure Maps & Records	Per cable removal job	NRFXD		\$104.00
377	Engineering Work Order	Per cable removal job	NRFXE		\$104.00
378	Work Group Information Distribution	Per cable removal job	NRFXF		\$104.00
379	Restore Floor Tile – per Standard Bay	Per Standard Bay	NRFXG		\$71.79
380	Floor Restoration Contractor Trip Charge	Per trip	NRFXH		\$144.63
381	Restore Floor Tile	Per Non-Standard Bay	NRFXJ		\$81.53
382					
383	RATES AND CHARGES FOR				
384	SPACE REASSIGNMENT/RESTENCILING				

Line	Product Type	Rate Element Description	USOC	Monthly Recurring Rate	Non-Recurring Rate (Initial)
385	Application Fee	Per Request	NRFXK		\$503.95
386	Project Management Fee – Space Reassignment	Per Request	NRFXL		\$2,883.10
387	Restencil DS0/DSL Block	Per 100 pair block	NRFXM		\$15.33
388	Restencil DS1 Block	Per 28 DS1s	NRFXN		\$6.02
389	Restencil DS3 Coax Cable	Per cable	NRFXO		\$4.90
390	Restencil Fiber Cable Block	Per 12 pair cable	NRFXP		\$91.95
391	Restencil Fiber Jumper Block	Per 4 jumpers	NRFXQ		\$61.30
392	Restencil Power and tag cables	Per 1-4 feeds	NRFXR		\$107.28
393	Restencil Timing Source and tag cable	Per cable	NRFXS		\$122.60
394	Timing Record Book Update	Per element	NRFXT		\$45.98
395	Interconnection Records Update	Per element	NRFXU		\$296.61
396	Power Records Update	Per element	NRFXV		\$355.94
397	Vendor Engineering	Per Space Reassignment job	NRFXW		\$711.88
398					
399	RATES AND CHARGES FOR				
400	POWER REDUCTION (CABLE REMOVAL)				
401	Application Fee	Per Request	NRFXX		\$503.95
402	Project Management Fee – Power Reduction(cable removal)	Per Request	NRFXY		\$2,220.45
403	Remove Power Cable-50AMP feed & below	Per linear foot	NRFXZ		\$24.76
404	Remove Power Cable-100AMP feed & above	Per linear foot	NRFY1		\$22.73
405					
406	RATES AND CHARGES FOR				
407	POWER REDUCTION (REFUSING ONLY)				
408	Application Fee	Per Request	NRFY2		\$503.95
409	Project Management Fee – Power Refusing Only	50AMP A&B feeds & below	NRFY3		\$1,562.80
410	Project Management Fee – Power Refusing Only	100AMP A&B feeds & above	NRFY4		\$2,004.57
411	Power Fuse Reductions on Company BDFB	50AMP A&B feeds & below	NRFY5		\$367.81
412	Restencil Power and tag cables	Per 1-4 feeds	NRFY6		\$107.28
413	Power Records Update	Per element	NRFY7		\$355.94
414	Vendor Engineering	Per Space Reassignment job	NRFY8		\$711.88
415	Power Fuse Reductions on Power Board	100AMP A&B feeds & above	NRFY9		\$490.41
416	Restencil Power and tag cables	Per 1-4 feeds	NRFYA		\$107.28
417	Power Records Update	Per element	NRFYB		\$355.94
418	Vendor Engineering	Per Space Reassignment job	NRFYC		\$711.88
419					
420	RATES AND CHARGES FOR				
421	INTERCONNECTION TERMINATION REDUCTION				
422	Application Fee	Per Request	NRFYD		\$503.95
423	Project Management Fee – Interconnection Cable Reduction	Per Request	NRFYE		\$2,441.33
424	Remove VF/DS0 Cable	Per linear foot	NRFYF		\$2.60
425	Remove DS1 Cable	Per linear foot	NRFYG		\$4.89
426	Remove DS3 Cable (Coax)	Per linear foot	NRFYH		\$3.57
427	Remove Fiber Cables	Per linear foot	NRFYJ		\$14.43
428	Remove Fiber Jumpers	Per linear foot	NRFYK		\$18.79

Line	ILLINOIS	AT&T Generic Rates	USOC	Recurring Rate	Non-Recurring Rate	Non-Recurring Rate
1	<u>NETWORK ELEMENTS</u>					
2	<u>Loops</u>					
3		2-Wire Analog -Rural (Access Area C)	U2HXC	\$ 14.91	See NRC prices below	
4		2-Wire Analog - Suburban (Access Area B)	U2HXB	\$ 12.40	See NRC prices below	
5		2-Wire Analog - Metro (Access Area A)	U2HXA	\$ 5.17	See NRC prices below	
6		2-Wire Ground Start, Analog/Reverse Battery-Rural(Access Area C)	U2WXC	\$ 12.38	See NRC prices below	
7		2-Wire Ground Start, Analog/Reverse Battery-Suburban(Access Area B)	U2WXB	\$ 7.84	See NRC prices below	
8		2-Wire Ground Start, analog/Reverse Battery-Metro(Access Area A)	U2WXA	\$ 2.64	See NRC prices below	
9		2-Wire Ground Start, PBX-Rural (Access Area C)	U2JXC	\$ 16.71	See NRC prices below	
10		2-Wire Ground Start, PBX-Suburban (Access Area B)	U2JXB	\$ 13.13	See NRC prices below	
11		2-Wire Ground Start, PBX-Metro (Access Area A)	U2JXA	\$ 4.11	See NRC prices below	
12		2-Wire COPTS Coin-Rural(Access Area C)	U2CXC	\$ 16.94	See NRC prices below	
13		2-Wire COPTS Coin-Suburban(Access Area B)	U2CXB	\$ 13.28	See NRC prices below	
14		2-Wire COPTS Coin-Metro(Access Area A)	U2CXA	\$ 4.11	See NRC prices below	
15		2-Wire EKL--Rural(Access Area C)	U2KXC	\$ 21.62	See NRC prices below	
16		2-Wire EKL-Suburban(Access Area B)	U2KXB	\$ 16.30	See NRC prices below	
17		2-Wire EKL-Metro(Access Area A)	U2KXA	\$ 4.24	See NRC prices below	
18		Conditioning for dB Loss		N/A	See NRC prices below	
19		4-Wire Analog - Rural (Access Area C)	U4XHC	\$ 34.97	See NRC prices below	
20		4-Wire Analog - Suburban (Access Area B)	U4HXB	\$ 27.25	See NRC prices below	
21		4-Wire Analog - Metro Access Area A)	U4HXA	\$ 8.27	See NRC prices below	
22		2-Wire Digital - Rural (Access Area C)	U2QXC	\$ 22.24	See NRC prices below	
23		2-Wire Digital - Suburban (Access Area B)	U2QXB	\$ 17.76	See NRC prices below	
24		2-Wire Digital - Metro (Access Area A)	U2QXA	\$ 5.44	See NRC prices below	
25		DS1 Loop - Rural (Access Area C)	4U1XC	\$ 53.82	See NRC prices below	
26		DS1 Loop - Suburban (Access Area B)	4U1XB	\$ 40.49	See NRC prices below	
27		DS1 Loop - Metro (Access Area A)	4U1XA	\$ 27.72	See NRC prices below	
28		DS3 Loop - Rural (Access Area C)	U4D3C	\$ 528.15	See NRC prices below	
29		DS3 Loop - Suburban (Access Area B)	U4D3B	\$ 405.76	See NRC prices below	
30		DS3 Loop - Metro (Access Area A)	U4D3A	\$ 335.73	See NRC prices below	
31	<u>DSL Capable Loops</u>					
32	<u>2-Wire xDSL Loop</u>					
33		PSD #1 - 2-Wire xDSL Loop Access Area C- Rural	2SLA3	\$ 17.81	See NRC prices below	
34		PSD #1 - 2-Wire xDSL Loop Access Area B- Suburban	2SLA2	\$ 11.57	See NRC prices below	
35		PSD #1 - 2-Wire xDSL Loop Access Area A- Metro	2SLA1	\$ 5.09	See NRC prices below	
36						
37		PSD #2 - 2-Wire xDSL Loop Access Area C- Rural	2SLC3	\$ 17.81	See NRC prices below	
38		PSD #2 - 2-Wire xDSL Loop Access Area B- Suburban	2SLC2	\$ 11.57	See NRC prices below	
39		PSD #2 - 2-Wire xDSL Loop Access Area A- Metro	2SLC1	\$ 5.09	See NRC prices below	
40						
41		PSD #3 - 2-Wire xDSL Loop Access Area C- Rural	2SLB3	\$ 17.81	See NRC prices below	
42		PSD #3 - 2-Wire xDSL Loop Access Area B- Suburban	2SLB2	\$ 11.57	See NRC prices below	
43		PSD #3 - 2-Wire xDSL Loop Access Area A- Metro	2SLB1	\$ 5.09	See NRC prices below	
44						
45		PSD #4 - 2-Wire xDSL Loop Access Area C- Rural	2SLD3	\$ 17.81	See NRC prices below	
46		PSD #4 - 2-Wire xDSL Loop Access Area B- Suburban	2SLD2	\$ 11.57	See NRC prices below	
47		PSD #4 - 2-Wire xDSL Loop Access Area A- Metro	2SLD1	\$ 5.09	See NRC prices below	
48						
49		PSD #5 - 2-Wire xDSL Loop Access Area C- Rural	UWRA3	\$ 17.81	See NRC prices below	
50		PSD #5 - 2-Wire xDSL Loop Access Area B- Suburban	UWRA2	\$ 11.57	See NRC prices below	
51		PSD #5 - 2-Wire xDSL Loop Access Area A- Metro	UWRA1	\$ 5.09	See NRC prices below	
52						
53		PSD #7 - 2-Wire xDSL Loop Access Area C- Rural	2SLF3	\$ 17.81	See NRC prices below	
54		PSD #7 - 2-Wire xDSL Loop Access Area B- Suburban	2SLF2	\$ 11.57	See NRC prices below	
55		PSD #7 - 2-Wire xDSL Loop Access Area A- Metro	2SLF1	\$ 5.09	See NRC prices below	
56	<u>4-Wire xDSL Loop</u>					
57		PSD #3 - 4-Wire xDSL Loop Access Area C- Rural	4SL13	\$ 33.59	See NRC prices below	
58		PSD #3 - 4-Wire xDSL Loop Access Area B- Suburban	4SL12	\$ 20.93	See NRC prices below	
59		PSD #3 - 4-Wire xDSL Loop Access Area A- Metro	4SL11	\$ 7.93	See NRC prices below	
60	<u>IDSL Capable Loop</u>					
61		IDSL Loop Access Area C - Rural	UY5FC	\$ 22.24	See NRC prices below	
62		IDSL Loop Access Area B - Suburban	UY5FB	\$ 17.76	See NRC prices below	
63		IDSL Loop Access Area A - Metro	UY5FA	\$ 5.44	See NRC prices below	
64						
65		LST				
66		Line & Station Transfer(LST) performed on CODSLAM Loop	URCLD	N/A	\$ 237.74	
67	<u>Loop Qualification Process</u>					
68		Loop Qualification Process - Mechanized	NR98U	N/A	\$0.00	N/A
69		Loop Qualification Process - Manual per minute	NRBXU	N/A	\$0.00	N/A
70						

Line	ILLINOIS	AT&T Generic Rates	USOC	Recurring Rate	Non-Recurring Rate	Non-Recurring Rate
71		DSL Conditioning Options				
72		DSL Conditioning Options - >12KFT and < 17.5KFT				
73	**	Removal of Repeater Options - per element	NRBXV	N/A	\$ 21.49	N/A
74	**	Removal Excessive Bridged Tap Option - per element	NRBXW	N/A	\$ 14.00	N/A
75	**	Removal of Load Coil - per element	NRBXZ	N/A	\$ 14.08	N/A
76		DSL Conditioning Options - >17.5KFT in addition to the rates for > 12KFT and < 17.5KFT per element				
77	**	Removal of Repeater Options - per element	NRBNL	N/A	\$ 21.49	N/A
78	**	Removal Excessive Bridged Tap Option - per element	NRBNK	N/A	\$ 14.00	N/A
79	**	Removal of Load Coil - per element	NRBNJ	N/A	\$ 14.08	N/A
80						
81		Remove All or NON-Excessive Bridged Tap (RABT) - MMP				
82		Removal of non-excessive bridged tap DSL loops >0Kft. And <17.5Kft.	NRMRJ	None	\$ 286.75	N/A
83		Removal of All Bridged Tap DSL Loops 12Kft. To 17.5Kft.	NRMRP	None	\$ 742.35	N/A
84		Removal of non-excessive bridged tap DSL loops >17.5Kft DSL Loops - per element incremental	NRMRS	None	\$ 286.75	N/A
85		Removal of All Bridged Tap DSL loops >17.5Kft. - per element incremental	NRMRM	None	\$ 286.75	N/A
86						
87						
88		Loop Non-Recurring Charges				
89		Service Ordering Charge - Analog Loops - Initial - Per Occasion (Connect + Disconnect) /1/				
90		Service Order - Initial (Connect) /2/	SEPUP	N/A	\$ 6.76	N/A
91	*	Service Order - (Disconnect) /2/	NKCG6	N/A	\$ 6.36	N/A
92	*	Service Ordering Charge - Analog Loops - Subsequent - Per Occasion /1/	REAH9	N/A	\$ 6.76	N/A
93	*	Service Ordering Charge - Analog Loops - Record Work Only - Per Occasion /1/	NR9UP	N/A	\$ 5.78	N/A
94		Service Ordering Charge - Analog Loops - Initial - Per Occasion (Connect + Disconnect) /1/				
95		Line Connection (Initial) /2/	SEPUC	N/A	\$ 49.00	N/A
96		Line Connection (Additional) /2/	1CRG7	N/A	\$ 33.92	N/A
97		Line Connection (Disconnect-Initial) /2/	NKCG7	N/A	\$ 9.50	N/A
98		Line Connection (Disconnect-Additional) /2/	NKCG5	N/A	\$ 7.03	N/A
99	*	Service Ordering -(DS1) - Administrative Charge (Connect + Disconnect) /1/		N/A		
100		Service Ordering -(DS1) - Administrative Charge (Connect) /2/	NR90R	N/A	\$ 10.64	N/A
101		Service Ordering -(DS1) - Administrative Charge (Disconnect) /2/	NR90T	N/A	\$ 8.60	N/A
102		Service Provisioning (DS1) (Connect + Disconnect) /1/				
103		Connection Initial	1CRG1	N/A	\$ 200.75	N/A
104		Connection Additional	1CRG2	N/A	\$ 100.57	N/A
105		Disconnection Initial	NKCG1	N/A	\$ 7.49	N/A
106		Disconnection Additional	NKCG2	N/A	\$ 5.83	N/A
107		Service Provisioning (DS3) - Administrative Charge (Connect - Disconnect)				
108		Connection Initial	NR90Y	N/A	\$ 10.64	N/A
109		Connection Additional	NR90Z	N/A	\$ 8.60	N/A
110		Service Provisioning DS3 (Connect + Disconnect)				
111		Connection Initial	1CRG3	N/A	\$ 84.49	N/A
112		Connection Additional	1CRG4	N/A	\$ 28.79	N/A
113		Disconnection Initial	NKCG3	N/A	\$ 7.68	N/A
114		Disconnection Additional	NKCG4	N/A	\$ 6.02	N/A
115						
116		Cross Connects				
117		2-Wire	CXCT2	\$ 0.14	N/A	N/A
118		DS1/LT1	CXCDX	\$ 0.43	N/A	N/A
119		DS3/LT3	CXC8X	\$ 0.76	N/A	N/A
120		DS3 Loop Cross-Connect to Collocation	CXCBX	\$ 33.14	N/A	N/A
121						
122		Interoffice Transport:				
123	DS1	Interoffice Mileage Termination - Per Point of Termination - All Areas	CZ4XA-XC	\$ 17.35	N/A	N/A
124		Interoffice Mileage - Per Mile - All Areas	1YZXA-XC	\$ 1.88	N/A	N/A
125	DS3	Interoffice Mileage Termination - Per Point of Termination - All Areas	CZ4XA-XC	\$ 146.93	N/A	N/A
126		Interoffice Mileage - Per Mile - All Areas	1YZXA-XC	\$ 29.81	N/A	N/A
127		Interoffice Mileage Termination - Per Point of Termination - All Areas	CZ4WA-WC	\$ 146.93	N/A	N/A
128		Interoffice Mileage - Per Mile - All Areas	1YZBA-BC	\$ 29.81	N/A	N/A
129						
130		Multiplexing				
131		DS1 to Voice Grade	QMVXA-XC	\$ 275.34	N/A	N/A
132		DS3 to DS1	QM3XA-XC	\$ 404.30	N/A	N/A
133						
134		Dedicated Transport Cross Connects				
135	DS1		CXCDX	\$ 0.43	N/A	N/A
136	DS3		CXCEX	\$ 0.76	N/A	N/A
137						
138		Dedicated Transport Optional Features & Functions				
139	* DS1	Clear Channel Capability - Per 1.544 Mbps Circuit Arranged	CLYXA-XC		\$ 443.18	N/A

Line	ILLINOIS	AT&T Generic Rates	USOC	Recurring Rate	Non-Recurring Rate	Non-Recurring Rate
140						
141		Dedicated Transport Installation & Rearrangement Charges				
142	*	DS1 Administration Charge - Per Order	ORCMX	N/A	\$ 406.61	N/A
143	*	Design & Central Office Connection Charge - Per Circuit	NRBCL	N/A	\$ 632.71	N/A
144	*	Carrier Connection Charge - Per Order	NRBBL	N/A	\$ 585.51	N/A
145	*	DS3 Administration Charge - Per Order	ORCMX	N/A	\$ 308.22	N/A
146	*	Design & Central Office Connection Charge - Per Circuit	NRBC4	N/A	\$ 671.16	N/A
147	*	Carrier Connection Charge - Per Order	NRBDT	N/A	\$ 377.25	N/A
148						
149		Enhanced Extended Loop (EEL) Service Order per LSR				
150		Analog Loop Service Order Charge, per ASR or LSR				
151		Electronic Establish (Connection + Disconnection) /1/				N/A
152		Connection	NKCAR	N/A	\$ 10.48	N/A
153		Disconnection /2/	NKCAS	N/A	\$ 8.63	N/A
154		Electronic Subsequent	NKCAT		\$ 10.04	N/A
155		Manual Establish (Connection + Disconnection) /1/				N/A
156		Connection	NKCAU	N/A	\$ 63.12	N/A
157		Disconnection	NKCAV	N/A	\$ 42.47	N/A
158		Manual Subsequent	NKCAW	N/A	\$ 59.18	N/A
159						
160		2-Wire Digital Loop Service Order Charge				
161		Electronic Establish (Connection + Disconnection) /1/				N/A
162		Connection	NKCAR	N/A	\$ 10.48	N/A
163		Disconnection	NKCAS	N/A	\$ 8.63	N/A
164		Electronic Subsequent	NKCAT	N/A	\$ 10.04	N/A
165		Manual Establish (Connection + Disconnection) /1/				N/A
166		Connection	NKCAU	N/A	\$ 63.12	N/A
167		Disconnection	NKCAV	N/A	\$ 42.47	N/A
168		Manual Subsequent	NKCAW	N/A	\$ 59.18	N/A
169		DS1 Loop Service Order Charge Per LSR or ASR				
170		Electronic Establish (Connection + Disconnection)				
171		Connection	NKCAH	N/A	\$ 11.14	
172		Disconnection	NKCAZ	N/A	\$ 8.63	
173		Electronic Subsequent	NKCAZ	N/A	\$ 10.04	
174		Manual Establish (Connection + Disconnection)				
175		Connection	NKCB1	N/A	\$ 69.74	
176		Disconnection	NKCB2	N/A	\$ 42.47	
177		Manual Subsequent	NKCB3	N/A	\$ 59.18	
178		DS1 Transport Service Order Charge Per LSR or ASR				
179		Electronic Establish (Connection + Disconnection)				
180		Connection	PENDING	N/A	\$ 11.44	
181		Disconnection	PENDING	N/A	\$ 8.63	
182		Manual Establish (Connection + Disconnection)				
183		Connection	PENDING	N/A	\$ 72.70	
184		Disconnection	PENDING	N/A	\$ 42.47	
185		DS3 Transport Service Order Charge Per LSR or ASR				
186		Electronic Establish (Connection + Disconnection)				
187		Connection	PENDING	N/A	\$ 11.44	
188		Disconnection	PENDING	N/A	\$ 8.63	
189		Manual Establish (Connection + Disconnection)				
190		Connection	PENDING	N/A	\$ 72.70	
191		Disconnection	PENDING	N/A	\$ 42.47	
192		Central Office DS1 to Voice Mux Service Order				
193		Electronic Establish (Connection + Disconnection)				
194		Connection	PENDING	N/A	\$ 11.44	
195		Disconnection	PENDING	N/A	\$ 8.63	
196		Manual Establish (Connection + Disconnection)				
197		Connection	PENDING	N/A	\$ 72.70	
198		Disconnection	PENDING	N/A	\$ 42.47	
199		Non-Channelized DS1 EEL Service Order				
200		Electronic Establish (Connection + Disconnection)				
201		Connection	NKCB4	N/A	\$ 11.14	
202		Disconnection	NKCB5	N/A	\$ 8.63	
203		Manual Establish (Connection + Disconnection)				
204		Connection	NKCB6	N/A	\$ 69.74	
205		Disconnection	NKCB7	N/A	\$ 42.47	
206		Provisioning				
207		2-Wire Analog Loop Connection - Initial (Connection + Disconnection) /1/				
208		Connection	NKCB8	N/A	\$ 49.44	
209		Disconnection	NKCB9	N/A	\$ 9.50	

Line	ILLINOIS	AT&T Generic Rates	USOC	Recurring Rate	Non-Recurring Rate	Non-Recurring Rate
210		2-Wire Analog Loop Connection - Additional (Connection + Disconnection) /1/				
211		Connection	NKCB A	N/A	\$ 33.86	
212		Disconnection	NKCB B	N/A	\$ 7.03	
213		4-Wire Analog Loop Connection - Initial (Connection + Disconnection) /1/				
214		Connection	NKCB C	N/A	\$ 49.44	
215		Disconnection	NKCB D	N/A	\$ 9.50	
216		4-Wire Analog Loop Connection - Additional (Connection + Disconnection) /1/				
217		Connection	NKCB E	N/A	\$ 33.86	
218		Disconnection	NKCB F	N/A	\$ 7.03	
219		2-Wire Digital Loop Connection - Initial (Connection + Disconnection) /1/				
220		Connection	NKCB G	N/A	\$ 65.76	
221		Disconnection	NKCB H	N/A	\$ 9.50	
222		2-Wire Digital Loop Connection - Additional (Connection + Disconnection) /1/				
223		Connection	NKCB J	N/A	\$ 30.46	
224		Disconnection	NKCB K	N/A	\$ 7.03	
225		4-Wire DS1 Digital Loop Connection - Initial (Connection + Disconnection)				
226		Connection	NKCB L		\$ 248.22	
227		Disconnection	NKCB M		\$ 11.97	
228		4-Wire DS1 Digital Loop Connection - Additional (Connection + Disconnection)				
229		Connection	NKCB N		\$ 135.15	
230		Disconnection	NKCB O		\$ 8.25	
231		Central Office Multiplexing DS1 to Voice - Initial (Connection + Disconnection)				
232		Connection	PENDING		\$ 66.78	
233		Disconnection	PENDING		\$ 7.92	
234		Central Office Multiplexing DS1 to Voice - Additional (Connection + Disconnection)				
235		Connection	PENDING		\$ 36.59	
236		Disconnection	PENDING		\$ 4.20	
237		DS1 Interoffice UDT - Collocated Initial (Connection + Disconnection)				
238		Connection	PENDING		\$ 95.69	
239		Disconnection	PENDING		\$ 12.35	
240		DS1 Interoffice UDT - Collocated Additional (Connection + Disconnection)				
241		Connection	PENDING		\$ 61.65	
242		Disconnection	PENDING		\$ 8.64	
243		4-Wire DS1 Digital Loop to DS1 Interoffice UDT - Collocated - Initial (Connection + Disconnection)				
244		Connection	NKCB T		\$ 356.20	
245		Disconnection	NKCB U		\$ 17.20	
246		4-Wire DS1 Digital Loop to DS1 Interoffice UDT - Collocated - Additional (Connection + Disconnection)				
247		Connection	NKCB V		\$ 146.40	
248		Disconnection	NKCB W		\$ 12.13	
249		DS3 Interoffice UDT - Collocated - Initial (Connection + Disconnection)				
250		Connection	PENDING		\$ 139.71	
251		Disconnection	PENDING		\$ 17.20	
252		DS3 Interoffice UDT - Collocated - Additional (Connection + Disconnection)				
253		Connection	PENDING		\$ 48.78	
254		Disconnection	PENDING		\$ 12.13	
255		Clear Channel Capability, Initial, Install	NKCC 6		\$ 70.32	
256		Clear Channel Capability, Additional, Install	PENDING		\$ 8.87	
257		Clear Channel Capability, Additional, Disconnect	NKCC 7		\$ 8.87	
258						
259		Special Access to UNE Conversion				
260		Channelized Facility (DS1 or DS3) Term.to Collo. w Circuits (DS0 or S1) Terminating to EU Prem. With mileage				
261		Channelized Facility from Cage, DS1, Design and Coordination Charge	NKCC 9	N/A	N/A	
262		Channelized Facility from Cage, DS3, Design and Coordination Charge	NKCC A	N/A	N/A	
263		Non-Channelized Facility (DS1, DS3, or DSO) Terminating to EU Prem. With Mileage				
264		Non-Channelized Facility from Cage, DSO, Design and Coordination Charge	NKCC B	N/A	N/A	
265		Non-Channelized Facility from Cage, DS1, Design and Coordination Charge	NKCC C	N/A	N/A	
266		Non-Channelized Facility from Cage, DS3, Design and Coordination Charge	NKCC D	N/A	N/A	
267		Channelized Facility (DS1 or DS3) Term. To Collo. With Circuits (DS0 or DS1) Terminating to Collo				
268		Channelized Facility from POP, DS1, Design and Coordination charge	NKCC E	N/A	N/A	
269		Channelized Facility from POP, DS3, Design and Coordination Charge	NKCC F	N/A	N/A	
270		Channelized Facility from POP, DSO, Design and Coordination Charge	PENDING	N/A		
271		Non-Channelized Facility (DS1, DS3, or DSO) Termination to EU Prem. W/O Mileage				N/A
272		Non-Channelized Facility from POP, DSO, Design and Coordination Charge	PENDING	N/A	N/A	
273		Non-Channelized Facility from OPO, DSO, Design and coordination Charge	NKCC G	N/A	N/A	
274		Non-Channelized Facility from POP, DS1, Design and Coordination Charge	NKCC H	N/A	N/A	
275		Non-Channelized Facility from POP, DS3, Design and Coordination Charge	NKCC J	N/A	N/A	
276		Private Line to UNE Conversion	PENDING	N/A	\$ 25.57	
277		AC2U Project Administrative Activity Per Service Circuit	NKCC 8		\$ 21.23	
278						
279		Dark Fiber				
280		Dark Fiber Interoffice				
281	*	Dark Fiber Interoffice Termination (Per Termination per Fiber)	ULYCX	\$ 16.24	N/A	N/A
282		Dark Fiber Interoffice Mileage (Per Fiber per Foot)	ULNCF	\$ 0.0018	N/A	N/A
283		Dark Fiber Interoffice Cross Connect (Per Termination per Fiber)	UKCJX	\$ 3.43	N/A	N/A

Line	ILLINOIS	AT&T Generic Rates	USOC	Recurring Rate	Non-Recurring Rate	Non-Recurring Rate
284		Inquiry (Per Request)				
285	*	Dark Fiber Interoffice Transport - NRC	NR9D6	N/A	\$ 325.28	N/A
286		FIRM ORDER (Per Fiber Strand)				
287	*	Administrative per Order	NRB51	N/A	\$ 28.63	N/A
288	*	Dark Fiber Interoffice Transport - NRC	NRB54	N/A	\$ 612.88	N/A
289						
290		Routine Modifications				
291		Routine Modifications to Existing Facilities Charge	PENDING	N/A	ICB	N/A
292						
293						
294		LNP				
295		***Local Number Portability	NSR	\$0.00	N/A	
296		***Pursuant to FCC Tariff #2, Section 4 effective from June 1, 2004 and shall cease billing				
297		effective October 1, 2004.				
298						
299		Maintenance of Service	VRP	N/A	\$ 71.00	
300						
301		OTHER				
302		Directory Assistance				
303						
304		Directory Assistance				
305		Directory Assistance, per call	OPEN	\$ 0.40	N/A	
306		National Directory Assistance (NDA), per call	OPEN	\$ 0.65	N/A	
307		Reverse Directory Assistance (RDA), per call	OPEN	\$ 0.65	N/A	
308		Business Category Search (BCS) / where applicable, per call	OPEN	\$ 0.65	N/A	
309		Directory Assistance Call Completion (DACC), per call	OPEN	\$ 0.15	N/A	
310						
311		OS/DA Automated Call Greeting and Reference / Rates				
312		Branding - Other - Initial/Subsequent Load, per switch, per OCN	OPEN	N/A	\$ 1,800.00	
313		Brand and Reference/Rate Look Up, per OS/DA call	OPEN	\$ 0.03	N/A	
314		Branding - Facility Based - Initial/Subsequent Load				
315		- Branding, per trunk group	OPEN	N/A	\$ 800.00	
316		Rate Reference - Initial Load, per state, per OCN	OPEN	N/A	\$ 5,000.00	
317		Rate Reference - Subsequent Load, per state, per OCN	OPEN	N/A	\$ 1,500.00	
318						
319		Operator Services				
320		Fully Automated Call Processing, per call	OPEN	\$ 0.15	N/A	
321		Operator Assisted Call Processing -- All Types (Including Busy Line Verify [BLV]				
322		and Busy Line Verification / Interrupt [BLV/II], per work second	OPEN	\$ 0.03	N/A	
323						
324		DA Listing				
325		- per listing for initial load	OPEN	N/A	\$ 0.040	N/A
326		- per listing for subsequent updates	OPEN	\$ 0.060		N/A
327						
328		Resale				
329		DIRECTORY ASSISTANCE / OPERATOR SERVICES				
330		Local Directory Assistance	RESALE	21.46%	N/A	
331		Local Operator Assistance Services	RESALE	21.46%	N/A	
332						
333		National Directory Assistance (NDA), per call	OPEN	\$ 0.65	N/A	
334		Reverse Directory Assistance (RDA), per call	OPEN	\$ 0.65	N/A	
335		Business Category Search (BCS) / where applicable, per call	OPEN	\$ 0.65	N/A	
336		Directory Assistance Call Completion (DACC), per call	OPEN	\$ 0.15	N/A	
337						
338		OS/DA Automated Call Greeting and Reference / Rates				
339		Branding - Other - Initial/Subsequent Load, per switch, per OCN	OPEN	N/A	\$ 1,800.00	
340		Brand and Reference/Rate Look Up, per OS/DA call	OPEN	\$ 0.03	N/A	
341		Rate Reference - Initial Load, per state, per OCN	OPEN	N/A	\$ 5,000.00	
342		Rate Reference - Subsequent Load, per state, per OCN	OPEN	N/A	\$ 1,500.00	
343						
344		Ancillary Message Billing Compensation (Per Message)	OPEN	\$ 0.03	N/A	N/A
345		Non Intercompany Settlement (NICS) Billing Charge (Per Message)	Not Applicable	\$ 0.05		
346						
347		Structure Access - Poles & Ducts		Annually		
348		Poles (\$/Attachment/yr.)*##				
349		Per Pole Attachment*	OPEN	\$ 2.46	N/A	N/A
350		Per Foot of innderduct##	OPEN	\$ 0.49	N/A	N/A
351		Application fee	OPEN		\$ 200.00	
352		Unauthorized Attachment Fee	OPEN		\$500.00 per pole	
353		Unauthoriized Occupancy6 Fee	OPEN		\$50.00 per Conduit Foot	
354		*For (1) each one foot of usable space, or fraction thereof, occupied and (2) each additional				
355		one foot of space, or fraction thereof, rendered unusable by the attachment's presence.				
356		## Note All pole and conduit license fees are for a period of one yer from January 1 thru December 31,				
357		effective January 1, 2005 and billable semi-annually in advance in January and July of each year.				
358		New rates will be communicated to CLEC no later than November 1st for the succeeding year				
359						

Line	ILLINOIS	AT&T Generic Rates	USOC	Recurring Rate	Non-Recurring Rate	Non-Recurring Rate
360		Emergency Number Service Access				
361		911 Selective Router Interconnection				
362		- Digital DS1 Interface		\$ 198.11	\$ 706.64	
363		-Each DSO installed	USAGE	\$0.00	\$ 507.00	
364		-Analog Channel Interface	EVG9X	\$ 19.99	\$ 610.45	
365		ANI/ALI/SR and Database Management				
366		- Per 100 records, rounded up to nearest 100	9S89X	\$ 3.53	\$ 713.33	
367		Access Routing File (CD-ROM)	USAGE	\$ 25.95		
368		911 Selective Router Switch Administration				
369		-Per Selective Router	USAGE	\$ 91.49	\$ 5,557.82	
370						
371		Bona Fide Request				
372		Deposit				
373					\$ 2,000.00	
374		INTERCARRIER COMPENSATION				
375		End Office Local Termination				
376		Set up charge, per call	USAGE	\$ 0.009512		
377		Duration charge, per MOU	USAGE	\$ 0.000967		
378		Tandem Switching				
379		Set up charge, per call	USAGE	\$ 0.000496		
380		Duration charge, per MOU	USAGE	\$ 0.000927		
381		Tandem Transport Termination, per MOU	USAGE	\$ 0.000201		
382		Tandem Transport Facility per MOU, per Mile	USAGE	\$ 0.000013		
383		Rate for Presumed ISP-Bound Traffic as per FCC 01-131	USAGE	\$ 0.0007		
384						
385	/1/	These rates will be replaced effective March 31, 2005 by the rates identified by footnote /2/				
386	/2/	In accordance with the Order in ICC Docket 02-0864, these rates will become effective on March 31, 2005.				
387	*	This rate is interim, pursuant to the February 6, 2003 Order of the Illinois Commerce Commission in Docket No. 01-0662, and are subject to true-up to reflect any adjustments made by legally binding rulings in subsequent proceedings. The true-up period shall begin as of February 6, 2003, the date of the Order. True-ups pursuant to this provision shall be effectuated only upon written notice by a Party ("Notice"). Upon such Notice, the billing party shall perform the appropriate true-up calculation and issue appropriate credits or bills to the other party. If the true-up results in additional amounts to be billed, any backbilling limitations applicable to amounts billed under this Agreement will not apply.				
388						
389		RESALE				
390		See ILL.C.C. No. 20 Tariff Part 22				
391		Line Connection Charge				
392		Residence		See ILL.C.C. No. 20 Tariff Part 22		
393		Business		See ILL.C.C. No. 20 Tariff Part 22		
394		Service Order/Service Request Charge				
395		Residence		See ILL.C.C. No. 20 Tariff Part 22		
396		Business		See ILL.C.C. No. 20 Tariff Part 22		
397		Non-Electronic (Manual) Service Order Charge				
398		Residence		See ILL.C.C. No. 20 Tariff Part 22		
399		Business		See ILL.C.C. No. 20 Tariff Part 22		
400						

Line	Product Type	Rate Element Description	USOC	Current Monthly Recurring Rate	Current Non-Recurring Rate (Initial)
	CLEC-PROVISIONED FACILITIES & EQUIPMENT: CAGED				
1	REAL ESTATE				
2	Site Conditioning	Per Sq. Ft. of space used by CLEC	S8FWB		\$9.28
3	Safety & Security	Per Sq. Ft. of space used by CLEC	S8F4N		\$19.56
4	Floor Space Usage	Per Sq. Ft. of space used by CLEC	S8F4L	\$5.97	
5	COMMON SYSTEMS				
6	Common Systems - Cage	Per Sq. Ft. of space used by CLEC	S8F4A	\$0.44	\$59.86
7	PLANNING				
8	Planning - Central Office	Per Sq. Ft. of space used by CLEC	S8GCA	\$0.09	\$7.55
9	Planning	Per Request	NRFCF		\$5,244.43
10	Planning - Subsequent Inter. Cabling	Per Request	NRFCF		\$2,267.04
11	Planning - Subsequent Power Cabling	Per Request	NRFCF		\$2,306.10
12	Planning - Subs. Inter./Power Cabling	Per Request	NRFCG		\$2,884.60
13	Planning - Non-Standard	Per Request	NRFCF		\$1,436.00
14	POWER PROVISIONING				
15	Power Panel:				
16	50 Amp	Per Power Panel (CLEC Provided)	NONE		
17	200 Amp	Per Power Panel (CLEC Provided)	NONE		
18	Power Cable and Infrastructure:				
19	Power Cable Rack	Per Four Power Cables or Quad	NONE		
20	2-10 Amp Feeds	Per 2-10 Amp Power Feeds (CLEC Provided)	C1F31	\$0.25	\$48.23
21	2-20 Amp Feeds	Per 2-20 Amp Power Feeds (CLEC Provided)	S8GF1	\$0.25	\$48.23
22	2-30 Amp Feeds	Per 2-30 Amp Power Feeds (CLEC Provided)	C1F32	\$0.25	\$48.23
23	2-40 Amp Feeds	Per 2-40 Amp Power Feeds (CLEC Provided)	C1F33	\$0.25	\$48.23
24	2-50 Amp Feeds	Per 2-50 Amp Power Feeds (CLEC Provided)	S8GF2	\$0.25	\$48.23
25	2-100 Amp Feeds	Per 2-100 Amp Power Feeds (CLEC Provided)	S8GF3	\$0.25	\$48.23
26	Equipment Grounding:				
27	Ground Cable Placement	Per Sq. Ft. of space used by CLEC	S8FCR	\$0.03	\$0.92
28	DC POWER AMPERAGE CHARGE				
29	Per Amp	Per Amp	C1FWA	\$9.80	
30	FIBER CABLE PLACEMENT				
31	Central Office:				
32	Fiber Cable	Per Fiber Cable Sheath (CLEC Vendor Pulls Cable)	S8FQ9	\$4.85	\$809.13
33	Entrance Conduit	Per Fiber Cable Sheath	S8FW5	\$8.76	
34	MISCELLANEOUS & OPTIONAL COST:				
35	MISCELLANEOUS COSTS				
36	Timing Lead	Per Linear Foot	S8F45	\$0.08	\$14.81
37	Bits Timing	Based on two (2) leads per circuit	S8FQT	\$3.58	\$698.82
38	Space Availability Report	Per Premise	NRFCQ		\$168.04
39	Security Access / ID Cards	Per Five Cards	NRFCM		\$123.35
40	Security Access / ID Cards/Expedite	Per Five Cards	NRFCN		\$203.35
41	CAGE COMMON COSTS				
42	AC Circuit Placement	Per Sq. Ft. (CLEC provides cage)	NRL6O		\$5.29
43	INTERCONNECTION COSTS:				
44	ILEC TO CLEC CONNECTION				
45	Voice Grade Arrangement	100 Copper Pairs (CLEC provides cable)	S8F48	\$3.86	\$156.02
46	Voice Grade Arrangement	100 Shielded Pairs (CLEC provides cable)	S8FWU	\$3.86	\$156.02
47	DS1 Arrangement - DCS	28 DS1 (CLEC provides cable)	S8FQM	\$295.42	\$3,105.79
48	DS1 Arrangement - DSX	28 DS1 (CLEC provides cable)	S8F46	\$6.07	\$486.89
49	DS3 Arrangement - DCS	1 DS3 (CLEC provides cable)	S8F47	\$115.30	\$1,809.40
50	DS3 Arrangement - DSX	1 DS3 (CLEC provides cable)	S8FQN	\$5.69	\$116.67
51	Fiber Arrangement	12 Fiber Pairs (CLEC provides cable)	S8FQR	\$3.58	\$698.82
52	CLEC TO CLEC CONNECTION				
53	Cable Racking and Hole for Optical	Per Cable	S8GFE	\$0.82	
54	Cable Racking and Hole for DS1	Per Cable	S8GFF	\$0.57	
55	Cable Racking and Hole for DS3	Per Cable	S8GFG	\$0.50	
56	Route Design		NRFCX		\$424.88
57	Connection for DS1	Per 28 Circuits (CLEC provides cable)	S8GFH	\$0.18	
58	Connection for DS3	Per Circuit (CLEC provides cable)	S8GFJ	\$0.12	
59	Connection for Optical	Per Cable (CLEC provides cable)	S8GFK	\$0.31	
60	TIME SENSITIVE ACTIVITIES				
61	PRE-VISITS				
62	Colloc. Ser. Mgr. - 2nd Level	Per 1/4 Hour	NRFCR		\$23.23
63	Comm. Tech - Craft	Per 1/4 Hour	NRFCS		\$19.60
64	CO Manager - 1st Level	Per 1/4 Hour	NRFTCT		\$19.72
65	Floor Space Planning - 1st Level	Per 1/4 Hour	NRFCU		\$19.24
66	CONSTRUCTION VISITS				
67	Project Manager - 1st Level	Per 1/4 Hour	NRFCV		\$19.24
68	Colloc. Ser. Mgr. - 2nd Level	Per 1/4 Hour	NRFCZ		\$23.23
69					
70	CLEC-PROVISIONED FACILITIES & EQUIPMENT: CAGELESS				
71	REAL ESTATE				
72	Site Conditioning	Per Frame (Standard Bay=10 sq ft)	S8FWC		\$92.81
73	Safety & Security	Per Frame (Standard Bay=10 sq ft)	S8FWG		\$195.57

Line	Product Type	Rate Element Description	USOC	Current Monthly Recurring Rate	Current Non-Recurring Rate (Initial)
75	Floor Space Usage	Per Frame (Standard Bay=10 sq ft)	S8F9C	\$64.21	
76	COMMON SYSTEMS				
77	Common Systems - Cageless	Per Frame (Standard Bay=10 sq ft)	S8FWE	\$9.35	\$760.45
78	PLANNING				
79	Planning - Central Office	Per Frame (Standard Bay=10 sq ft)	S8GCB	\$1.13	\$75.54
80	Planning	Per Request	NRFCJ		\$4,601.93
81	Planning - Subsequent Inter. Cabling	Per Request	NRFCF		\$2,267.04
82	Planning - Subsequent Power Cabling	Per Request	NRFCF		\$2,306.10
83	Planning - Subs. Inter./Power Cabling	Per Request	NRFCG		\$2,884.60
84	Planning - Non-Standard	Per Request	NRFCH		\$1,436.00
85	POWER PROVISIONING				
86	Power Panel:				
87	50 Amp	Per Power Panel (CLEC Provided)	NONE		
88	200 Amp	Per Power Panel (CLEC Provided)	NONE		
89	Power Cable and Infrastructure:				
90	Power Cable Rack	Per Four Power Cables or Quad	NONE		
91	2-10 Amp Feeds	Per 2-10 Amp Power Feeds (CLEC Provided)	C1F34	\$0.25	\$48.23
92	2-20 Amp Feeds	Per 2-20 Amp Power Feeds (CLEC Provided)	S8GF1	\$0.25	\$48.23
93	2-30 Amp Feeds	Per 2-30 Amp Power Feeds (CLEC Provided)	C1F35	\$0.25	\$48.23
94	2-40 Amp Feeds	Per 2-40 Amp Power Feeds (CLEC Provided)	C1F36	\$0.25	\$48.23
95	2-50 Amp Feeds	Per 2-50 Amp Power Feeds (CLEC Provided)	S8GF2	\$0.25	\$48.23
96	2-100 Amp Feeds	Per 2-100 Amp Power Feeds (CLEC Provided)	S8GF3	\$0.25	\$48.23
97	Equipment Grounding:				
98	Ground Cable Placement	Per Frame	S8GDB	\$0.33	\$15.32
99	DC POWER AMPERAGE CHARGE				
100	Per Amp	Per Amp	C1FWA	\$9.80	
101	CEV, HUT & Cabinets	Per 2 inch mounting space	S8GCT	\$1.27	
102	FIBER CABLE PLACEMENT				
103	Central Office:				
104	Fiber Cable	Per Fiber Cable Sheath (CLEC Vendor Pulls Cable)	S8FQ9	\$4.85	\$809.13
105	Entrance Conduit	Per Fiber Cable Sheath	S8FW5	\$8.76	
106	CEV, HUT & Cabinets:				
107	Fiber Cable Placement	Per Fiber Cable Sheath	S8GDH		\$53.58
108	Entrance Conduit	Per Fiber Cable Sheath	S8GDJ	\$2.61	
109	MISCELLANEOUS & OPTIONAL COST:				
110	MISCELLANEOUS COSTS				
111	Timing Lead	Per Linear Foot	S8F45	\$0.08	\$14.81
112	Bits Timing	Based on two (2) leads per circuit	S8FQT	\$3.58	\$698.82
113	Space Availability Report	Per Premise	NRFCQ		\$168.04
114	Security Access / ID Cards	Per Five Cards	NRFCM		\$123.35
115	Security Access / ID Cards/Expedite	Per Five Cards	NRFCN		\$203.35
116	CAGELESS / POT BAY OPTIONS				
117	Standard Equipment Bay	Each (CLEC Provided)	NONE		
118	Non-Standard Cabinet Bay	Each (CLEC Provided)	NONE		
119	VF/DS0 Termination Panel	Each (CLEC Provided)	NONE		
120	VF/DS0 Termination Module	Each (CLEC Provided)	NONE		
121	DDP-1 Panel	Each (CLEC Provided)	NONE		
122	DDP-1 Jack Access Card	Each (CLEC Provided)	NONE		
123	DS3/STS-1 Interconnect Panel	Each (CLEC Provided)	NONE		
124	DS3 Interconnect Module	Each (CLEC Provided)	NONE		
125	Fiber Optic Splitter Panel	Each (CLEC Provided)	NONE		
126	Fiber Termination Dual Module	Each (CLEC Provided)	NONE		
127	CEV, HUT, CABINET				
128	24 Foot CEV	2 Inch Mounting Space	S8GE3	\$1.64	
129	16 Foot CEV	2 Inch Mounting Space	S8GE4	\$1.77	
130	Maxi-Hut	2 Inch Mounting Space	S8GE1	\$0.77	
131	Mini-Hut	2 Inch Mounting Space	S8GE2	\$1.33	
132	Large Cabinet	2 Inch Mounting Space	S8GEX	\$1.63	
133	Medium Cabinet	2 Inch Mounting Space	S8GEY	\$2.19	
134	Small Cabinet	2 Inch Mounting Space	S8GEZ	\$3.29	
135	INTERCONNECTION COSTS:				
136	ILEC TO CLEC CONNECTION				
137	Voice Grade Arrangement	100 Copper Pairs (CLEC provides cable)	S8F3E	\$3.86	\$156.02
138	Voice Grade Arrangement	100 Shielded Pairs (CLEC provides cable)	S8FWV	\$3.86	\$156.02
139	DS1 Arrangement - DCS	28 DS1 (CLEC provides cable)	S8F2J	\$295.42	\$3,105.79
140	DS1 Arrangement - DSX	28 DS1 (CLEC provides cable)	S8F2P	\$6.07	\$486.89
141	DS3 Arrangement - DCS	1 DS3 (CLEC provides cable)	S8F21	\$115.30	\$1,809.40
142	DS3 Arrangement - DSX	1 DS3 (CLEC provides cable)	S8F25	\$5.69	\$116.67
143	Fiber Arrangement	12 Fiber Pairs (CLEC provides cable)	S8F49	\$3.76	\$495.49
144	CLEC TO CLEC CONNECTION				
145	Cable Racking and Hole for Optical	Per Cable	S8GFE	\$0.82	
146	Cable Racking and Hole for DS1	Per Cable	S8GFF	\$0.57	
147	Cable Racking and Hole for DS3	Per Cable	S8GFG	\$0.50	
148	Route Design		NRFCX		\$424.88
149	Connection for DS1	Per 28 Circuits (CLEC provides cable)	S8GFL	\$0.18	\$0.00
150	Connection for DS3	Per Circuit (CLEC provides cable)	S8GFM	\$0.12	\$0.00
151	Connection for Optical	Per Cable (CLEC provides cable)	S8GFN	\$0.31	\$0.00
152	PROJECT MANAGEMENT				

Line	Product Type	Rate Element Description	USOC	Current Monthly Recurring Rate	Current Non-Recurring Rate (Initial)
153	CEV, HUT & CABINET				
154	Project Coordination	Per CLEC Application	NRFCCK		\$631.17
155	TIME SENSITIVE ACTIVITIES				
156	PRE-VISITS				
157	Colloc. Ser. Mgr. - 2nd Level	Per 1/4 Hour	NRFCR		\$23.23
158	Comm. Tech - Craft	Per 1/4 Hour	NRFCSS		\$19.60
159	CO Manager - 1st Level	Per 1/4 Hour	NRFCCT		\$19.72
160	Floor Space Planning - 1st Level	Per 1/4 Hour	NRFCU		\$19.24
161	CONSTRUCTION VISITS				
162	Project Manager - 1st Level	Per 1/4 Hour	NRFCV		\$19.24
163	Colloc. Ser. Mgr. - 2nd Level	Per 1/4 Hour	NRFCZ		\$23.23
164					
165	CLEC-PROVISIONED FACILITIES & EQUIPMENT:				
166	CAGED COMMON				
166	REAL ESTATE				
167	Site Conditioning	Per Frame (Standard Bay=10 sq ft)	S8FWC		\$92.81
168	Safety & Security	Per Frame (Standard Bay=10 sq ft)	S8FWG		\$195.57
169	Floor Space Usage	Per Linear Foot	S8GCO	\$24.87	
170	COMMON SYSTEMS				
171	Common Systems - Common	Per Linear Foot	S8GCP	\$3.62	\$294.37
172	PLANNING				
173	Planning - Central Office	Per Linear Foot	S8GCC	\$0.44	\$29.24
174	Planning	Per Request	NRFCJ		\$4,601.93
175	Planning - Subsequent Inter. Cabling	Per Request	NRFCCE		\$2,267.04
176	Planning - Subsequent Power Cabling	Per Request	NRFCF		\$2,306.10
177	Planning - Subs. Inter./Power Cabling	Per Request	NRFCG		\$2,884.60
178	Planning - Non-Standard	Per Request	NRFCH		\$1,436.00
179	POWER PROVISIONING				
180	Power Panel:				
181	50 Amp	Per Power Panel (CLEC provides)	NONE		
182	200 Amp	Per Power Panel (CLEC provides)	NONE		
183	Power Cable and Infrastructure:				
184	Power Cable Rack	Per Four Power Cables or Quad	NONE		
185	2-10 Amp Feeds	Per 2-10 Amp Power Feeds (CLEC Provided)	C1F31	\$0.25	\$48.23
186	2-20 Amp Feeds	Per 2-20 Amp Power Feeds (CLEC Provided)	S8GF1	\$0.25	\$48.23
187	2-30 Amp Feeds	Per 2-30 Amp Power Feeds (CLEC Provided)	C1F32	\$0.25	\$48.23
188	2-40 Amp Feeds	Per 2-40 Amp Power Feeds (CLEC Provided)	C1F33	\$0.25	\$48.23
189	2-50 Amp Feeds	Per 2-50 Amp Power Feeds (CLEC Provided)	S8GF2	\$0.25	\$48.23
190	2-100 Amp Feeds	Per 2-100 Amp Power Feeds (CLEC Provided)	S8GF3	\$0.25	\$48.23
191	Equipment Grounding:				
192	Ground Cable Placement	Per Linear Foot	S8GDC	\$0.13	\$5.93
193	DC POWER AMPERAGE CHARGE				
194	Per Amp	Per Amp	C1FWA	\$9.80	
195	FIBER CABLE PLACEMENT				
196	Central Office:				
197	Fiber Cable	Per Fiber Cable Sheath (CLEC Vendor Pulls Cable)	S8FQ9	\$4.85	\$809.13
198	Entrance Conduit	Per Fiber Cable Sheath	S8FW5	\$8.76	
199	MISCELLANEOUS & OPTIONAL COST:				
200	MISCELLANEOUS COSTS				
201	Timing Lead	Per Linear Foot	S8F45	\$0.08	\$14.81
202	Bits Timing	Based on two (2) leads per circuit	S8FQT	\$3.58	\$698.82
203	Space Availability Report	Per Premise	NRFCQ		\$168.04
204	Security Access / ID Cards	Per Five Cards	NRFCM		\$123.35
205	Security Access / ID Cards/Expedite	Per Five Cards	NRFCN		\$203.35
206	CAGE COMMON COSTS				
207	Cage Preparation	Per Linear Foot	S8GCJ	\$1.00	\$157.00
208	INTERCONNECTION COSTS:				
209	ILEC TO CLEC CONNECTION				
210	Voice Grade Arrangement	100 Copper Pairs (CLEC provides cable)	S8F3E	\$3.86	\$156.02
211	Voice Grade Arrangement	100 Shielded Pairs (CLEC provides cable)	S8FWV	\$3.86	\$156.02
212	DS1 Arrangement - DCS	28 DS1 (CLEC provides cable)	S8F2J	\$295.42	\$3,105.79
213	DS1 Arrangement - DSX	28 DS1 (CLEC provides cable)	S8F2P	\$6.07	\$486.89
214	DS3 Arrangement - DCS	1 DS3 (CLEC provides cable)	S8F21	\$115.30	\$1,809.40
215	DS3 Arrangement - DSX	1 DS3 (CLEC provides cable)	S8F25	\$5.69	\$116.67
216	Fiber Arrangement	12 Fiber Pairs (CLEC provides cable)	S8F49	\$3.76	\$495.49
217					
218	CLEC-PROVISIONED FACILITIES & EQUIPMENT:				
218	VIRTUAL				
219	REAL ESTATE				
220	Site Conditioning	Per Frame	S8FX5		\$92.81
221	Safety & Security	Per Frame	S8FX6		\$195.57
222	Floor Space Usage	Per Frame	S8F62	\$28.91	
223	COMMON SYSTEMS				
224	Common Systems - Standard	Per Frame	S8F64	\$10.75	
225	Common Systems - Non-Standard	Per Cabinet	S8F65	\$19.36	
226	PLANNING				

Line	Product Type	Rate Element Description	USOC	Current Monthly Recurring Rate	Current Non-Recurring Rate (Initial)
227	Planning	Per Request	NRM99		\$5,555.76
228	Planning - Subsequent Inter. Cabling	Per Request	NRMA3		\$2,224.49
229	Planning - Subsequent Power Cabling	Per Request	NRMAA		\$2,303.84
230	Planning - Subs. Inter./Power Cabling	Per Request	NRMAX		\$2,882.61
231	POWER PROVISIONING				
232	Power Cable and Infrastructure:				
233	Power Cable Rack	Per Four Power Cables or Quad	NONE		
234	2-10 Amp Feeds	Per 2-10 Amp Power Feeds (CLEC Provided)	C1F37	\$0.52	
235	2-20 Amp Feeds	Per 2-20 Amp Power Feeds (CLEC Provided)	S8GFO	\$0.52	
236	2-30 Amp Feeds	Per 2-30 Amp Power Feeds (CLEC Provided)	C1F38	\$0.52	
237	2-40 Amp Feeds	Per 2-40 Amp Power Feeds (CLEC Provided)	C1F39	\$0.52	
238	2-50 Amp Feeds	Per 2-50 Amp Power Feeds (CLEC Provided)	S8GFP	\$0.52	
239	Equipment Grounding:				
240	Ground Cable Placement	Per Frame	S8F69	\$0.36	
241	DC POWER AMPERAGE CHARGE				
242	Per Amp	Per Amp	C1FWA	\$9.80	
243	CEV, HUT & Cabinets	Per 2 inch mounting space	S8FXP	\$1.27	
244	FIBER CABLE PLACEMENT				
245	Central Office:				
246	Fiber Cable	Per Fiber Cable Sheath	S8F8F	\$11.01	\$1,971.42
247	Entrance Conduit	Per Fiber Cable Sheath	S8F8G	\$8.17	
248	CEV, HUT & Cabinets:				
249	Fiber Cable Placement	Per Fiber Cable Sheath	S8FXQ		\$53.58
250	Entrance Conduit	Per Fiber Cable Sheath	S8FXR	\$2.61	
251	MISCELLANEOUS & OPTIONAL COST:				
252	MISCELLANEOUS COSTS				
253	Timing Lead	Per Linear Foot	S8FXT	\$0.08	\$14.81
254	Bits Timing	Based on two (2) leads per circuit	S8FXS	\$3.58	\$698.82
255	VIRTUAL FRAME OPTIONS				
256	Standard Equipment Bay	Each (CLEC Provided)	NONE		
257	CEV, HUT, CABINET				
258	24 Foot CEV	2 Inch Mounting Space	S8FXZ	\$1.64	
259	16 Foot CEV	2 Inch Mounting Space	S8FY6	\$1.77	
260	Maxi-Hut	2 Inch Mounting Space	S8FXX	\$0.77	
261	Mini-Hut	2 Inch Mounting Space	S8FXY	\$1.33	
262	Large Cabinet	2 Inch Mounting Space	S8FXU	\$1.63	
263	Medium Cabinet	2 Inch Mounting Space	S8FXV	\$2.19	
264	Small Cabinet	2 Inch Mounting Space	S8FXW	\$3.29	
265	INTERCONNECTION COSTS:				
266	ILEC TO CLEC CONNECTION				
267	Voice Grade Arrangement	100 Copper Pairs (CLEC provides cable)	S8F82	\$3.86	\$225.02
268	Voice Grade Arrangement	100 Shielded Pairs (CLEC provides cable)	S8F83	\$3.86	\$225.02
269	DS1 Arrangement - DCS	28 DS1 (CLEC provides cable)	S8F8X	\$295.42	\$3,496.22
270	DS1 Arrangement - DSX	28 DS1 (CLEC provides cable)	S8F8Y	\$6.07	\$651.13
271	DS3 Arrangement - DCS	1 DS3 (CLEC provides cable)	S8F8Z	\$115.30	\$2,186.12
272	DS3 Arrangement - DSX	1 DS3 (CLEC provides cable)	S8F81	\$5.69	\$204.42
273	Fiber Arrangement	12 Fiber Pairs (CLEC provides cable)	S8F84	\$10.47	\$152.71
274	VIRTUAL TO VIRTUAL CONNECTION				
275	Cable Racking and Hole for Optical	Per Cable	S8FY7	\$0.90	
276	Cable Racking and Hole for DS1	Per Cable	S8FY8	\$0.49	
277	Cable Racking and Hole for DS3	Per Cable	S8FY9	\$0.35	
278	Route Design		NRLWF		\$463.36
279	Connection for DS1	Per 28 Circuits (CLEC provides cable)	S8GFQ	\$0.41	\$0.00
280	Connection for DS3	Per Circuit (CLEC provides cable)	S8GFR	\$0.27	\$0.00
281	Connection for Optical	Per Cable (CLEC provides cable)	S8GFS	\$0.81	\$0.00
282	PROJECT MANAGEMENT				
283	CEV, HUT & CABINET				
284	Project Coordination	Per CLEC Application Augment	NRFCCK		\$631.17
285	EQUIPMENT MAINTENANCE AND SECURITY ESCORT				
286	CENTRAL OFFICE TYPE				
287	Staffed CO During Normal Business Hours	Per 1/4 Hour	NRMHK		\$15.15
288	Staffed CO During Outside Normal Business Hours	4 Hour Minimum - Initial	NRMHN		\$242.35
289	Staffed CO During Outside Normal Business Hours	Per 1/4 Hour - Additional	NRMJ7		\$15.15
290	Not Staffed CO/RT During Normal Business Hours	Per 1/4 Hour	NRMJ8		\$15.15
291	Not Staffed CO/RT During Outside Normal Business Hours	4 Hour Minimum - Initial	NRMJ9		\$242.35
292	Not Staffed CO/RT During Outside Normal Business Hours	Per 1/4 Hour - Additional	NRML7		\$15.15
293	CEV, HUT & CABINET				
294	Per Visit	4 Hour Minimum - Initial	NRMJ9		\$242.35
295	Per Visit	Per 1/4 Hour - Additional	NRML7		\$15.15
296	ADDITIONAL LABOR ELEMENTS				
297	TRAINING				
298	Communications Tech	Per 1/2 Hour	NRMCD		\$39.21
299	CO Manager	Per 1/2 Hour	NRME9		\$39.45
300	Power Engineer	Per 1/2 Hour	NRMF9		\$38.47
301	Equipment Engineer	Per 1/2 Hour	NRMHJ		\$38.47

Line	Product Type	Rate Element Description	USOC	Current Monthly Recurring Rate	Current Non-Recurring Rate (Initial)
302	EQUIPMENT EVALUATION COST				
303	Equipment Engineer	Per 1/2 Hour	NRMO9		\$38.47
304	TEST AND ACCEPTANCE				
305	Communications Tech	Per 1/2 Hour	NRMP2		\$39.21
306					
307	CLEC-PROVISIONED FACILITIES & EQUIPMENT: ADJACENT ON-SITE				
308	PLANNING				
309	Planning - Initial	Per Request	NRFA1		\$9,268.73
310	Planning - Subsequent	Per Request	NRFA2		\$1,606.77
311	REAL ESTATE				
312	Land Rental	Per Square Foot	S8GEN	\$0.44	
313	POWER PROVISIONING				
314	Power Cable and Infrastructure:				
315	2-100 Amp Feeds	Per 2-100 Amp Power Feeds (CLEC provides cable)	NONE		
316	2-200 Amp Feeds	Per 2-200 Amp Power Feeds (CLEC provides cable)	NONE		
317	2-300 Amp Feeds	Per 2-300 Amp Power Feeds (CLEC provides cable)	NONE		
318	2-400 Amp Feeds	Per 2-400 Amp Power Feeds (CLEC provides cable)	NONE		
319	AC Service:				
320	Extension of 100 Amp AC Service (Opt.)	Per Request	NRFCW		\$6,447.00
321	AC Usage	Per KWH	S8GEO	\$0.05	
322	DC POWER AMPERAGE CHARGE				
323	Per Amp	Per Amp	C1FWA	\$9.80	
324	FIBER CABLE PLACEMENT				
325	Fiber Installation	Per Fiber Cable Sheath (CLEC Vendor Pulls Cable)	S8GF4	\$2.13	\$488.48
326	Entrance Fiber Racking	Per Rack/Conduit Duct	S8GDG	\$1.55	
327	CABLE RACK				
328	DC Power Cable Rack	Per Rack	S8GEP	\$13.64	\$2,667.22
329	Fiber Cable Rack	Per Rack	S8GEQ	\$20.63	
330	Interconnection Arrangement (Copper) Racking	Per Rack	S8GER	\$30.63	
331	CONDUIT PLACEMENT				
332	DC Power Cable Rack	Per Rack	S8GES		\$7,386.71
333	Fiber Cable Rack	Per Rack	S8GET		\$4,711.89
334	Interconnection Arrangement (Copper) Racking	Per Rack	S8GEU		\$5,545.50
335	INTERCONNECTION COSTS:				
336	ILEC TO CLEC CONNECTION				
337	Voice Grade Arrangement	100 Copper Pairs (CLEC provides cable)	S8F3G	\$3.86	\$156.02
338	Voice Grade Arrangement	100 Shielded Pairs (CLEC provides cable)	S8FWW	\$3.86	\$156.02
339	DS1 Arrangement - DCS	28 DS1 (CLEC provides cable)	S8F2L	\$295.42	\$3,105.79
340	DS1 Arrangement - DSX	28 DS1 (CLEC provides cable)	S8F2R	\$6.07	\$486.89
341	DS3 Arrangement - DCS	1 DS3 (CLEC provides cable)	S8F23	\$115.30	\$1,809.40
342	DS3 Arrangement - DSX	1 DS3 (CLEC provides cable)	S8F27	\$5.69	\$116.67
343	Fiber Arrangement	12 Fiber Pairs (CLEC provides cable)	S8F3N	\$3.76	\$495.49
344					
345	CLEC-PROVISIONED FACILITIES & EQUIPMENT: ADJACENT OFF-SITE				
346	PLANNING				
347	Planning	Per Request	NRFA3		\$1,254.32
348	CONDUIT				
349	Conduit Space	Per Innerduct	S8GEW	\$1.17	
350	INTERCONNECTION COSTS:				
351	ILEC TO CLEC CONNECTION				
352	Voice Grade/DS0 Arrangement	900 DS0 (Hole, Racking, MDF) (CLEC Vendor Pulls and Installs Cable)	S8GF5	\$311.43	
353	DS1 Arrangement - DCS	28 DS1 (Hole, Racking, DCS) (CLEC Vendor Pulls and Installs Cable)	S8GF6	\$439.96	
354	DS1 Arrangement - DSX	28 DS1 (Hole, Racking, DSX) (CLEC Vendor Pulls and Installs Cable)	S8GF7	\$35.03	
355	DS1 Arrangement - MDF	450 DS1 (Hole, Racking, MDF) (CLEC Vendor Pulls and Installs Cable)	S8GF8	\$311.43	
356	Fiber Arrangement	12 Fiber Pairs (Hole, Racking, FDF) (CLEC Vendor Pulls and Installs Cable)	S8GF9	\$9.02	
357					
358	RATES AND CHARGES FOR				
359	COMPLETE SPACE DISCONTINUANCE				
360	Application Fee	Per Request	NRFX1		\$503.95
361	Project Management Fee – Complete Space Discontinuance	Per Request	NRFX2		\$2,883.10
362	Remove Fiber Jumpers	Per linear foot	NRFX3		\$18.79
363	Remove Fiber Cables	Per linear foot	NRFX4		\$14.43
364	Remove VF/DS0 Cable	Per linear foot	NRFX5		\$2.60
365	Remove DS1 Cable	Per linear foot	NRFX6		\$4.89
366	Remove DS3 Cable (Coax)	Per linear foot	NRFX7		\$3.57
367	Remove Timing Cable	Per Request	NRFX8		\$9.64
368	Remove Power Cable-50AMP feed & below	Per linear foot	NRFX9		\$24.76
369	Remove Power Cable-100AMP feed & above	Per linear foot	NRFXA		\$22.73

Line	Product Type	Rate Element Description	USOC	Current Monthly Recurring Rate	Current Non-Recurring Rate (Initial)
370	Remove Cage Grounding Material	Each grounding lead & ground bar	NRFXB		\$1,462.85
371	Remove Fiber Entrance Cable	Per cable removal job	NRFXC		\$1,664.00
372	Infrastructure Maps & Records	Per cable removal job	NRFXD		\$104.00
373	Engineering Work Order	Per cable removal job	NRFXE		\$104.00
374	Work Group Information Distribution	Per cable removal job	NRFXF		\$104.00
375	Restore Floor Tile – per Standard Bay	Per Standard Bay	NRFXG		\$71.79
376	Floor Restoration Contractor Trip Charge	Per trip	NRFXH		\$144.63
377	Restore Floor Tile	Per Non-Standard Bay	NRFXJ		\$81.53
378					
379	RATES AND CHARGES FOR				
380	SPACE REASSIGNMENT/RESTENCILING				
381	Application Fee	Per Request	NRFXK		\$503.95
382	Project Management Fee – Space Reassignment	Per Request	NRFXL		\$2,883.10
383	Restencil DS0/DSL Block	Per 100 pair block	NRFXM		\$15.33
384	Restencil DS1 Block	Per 28 DS1s	NRFXN		\$6.02
385	Restencil DS3 Coax Cable	Per cable	NRFXO		\$4.90
386	Restencil Fiber Cable Block	Per 12 pair cable	NRFXP		\$91.95
387	Restencil Fiber Jumper Block	Per 4 jumpers	NRFXQ		\$61.30
388	Restencil Power and tag cables	Per 1-4 feeds	NRFXR		\$107.28
389	Restencil Timing Source and tag cable	Per cable	NRFXS		\$122.60
390	Timing Record Book Update	Per element	NRFXT		\$45.98
391	Interconnection Records Update	Per element	NRFXU		\$296.61
392	Power Records Update	Per element	NRFXV		\$355.94
393	Vendor Engineering	Per Space Reassignment job	NRFXW		\$711.88
394					
395	RATES AND CHARGES FOR				
396	POWER REDUCTION (CABLE REMOVAL)				
397	Application Fee	Per Request	NRFXX		\$503.95
398	Project Management Fee – Power Reduction(cable removal)	Per Request	NRFXY		\$2,220.45
399	Remove Power Cable-50AMP feed & below	Per linear foot	NRFXZ		\$24.76
400	Remove Power Cable-100AMP feed & above	Per linear foot	NRFY1		\$22.73
401					
402	RATES AND CHARGES FOR				
403	POWER REDUCTION (REFUSING ONLY)				
404	Application Fee	Per Request	NRFY2		\$503.95
405	Project Management Fee – Power Refusing Only	50AMP A&B feeds & below	NRFY3		\$1,562.80
406	Project Management Fee – Power Refusing Only	100AMP A&B feeds & above	NRFY4		\$2,004.57
407	Power Fuse Reductions on Company BDFB	50AMP A&B feeds & below	NRFY5		\$367.81
408	Restencil Power and tag cables	Per 1-4 feeds	NRFY6		\$107.28
409	Power Records Update	Per element	NRFY7		\$355.94
410	Vendor Engineering	Per Space Reassignment job	NRFY8		\$711.88
411	Power Fuse Reductions on Power Board	100AMP A&B feeds & above	NRFY9		\$490.41
412	Restencil Power and tag cables	Per 1-4 feeds	NRFYA		\$107.28
413	Power Records Update	Per element	NRFYB		\$355.94
414	Vendor Engineering	Per Space Reassignment job	NRFYC		\$711.88
415					
416	RATES AND CHARGES FOR				
417	INTERCONNECTION TERMINATION REDUCTION				
418	Application Fee	Per Request	NRFYD		\$503.95
419	Project Management Fee – Interconnection Cable Reduction	Per Request	NRFYE		\$2,441.33
420	Remove VF/DS0 Cable	Per linear foot	NRFYF		\$2.60
421	Remove DS1 Cable	Per linear foot	NRFYG		\$4.89
422	Remove DS3 Cable (Coax)	Per linear foot	NRFYH		\$3.57
423	Remove Fiber Cables	Per linear foot	NRFYJ		\$14.43
424	Remove Fiber Jumpers	Per linear foot	NRFYK		\$18.79

Line	INDIANA		USOC	Recurring Rate	Non-Recurring Rate	Non-Recurring Rate
1	AT&T Generic Rates			Monthly	First	Additional
2	<u>NETWORK ELEMENTS</u>					
3	<u>Loops</u>					
4		2-Wire Analog - Rural (Rate Class 1) /3/	U2HX1	\$ 11.50	See NRC prices below	
5		2-Wire Analog - Suburban (Rate Class 2) /3/	U2HX2	\$ 12.50	See NRC prices below	
6		2-Wire Analog - Metro (Rate Class 3) /3/	U2HX3	\$ 12.00	See NRC prices below	
7		2-Wire Ground Start, DID/Reverse Battery - Rural (Rate Class 1)	U2WX1	\$ 9.57	See NRC prices below	
8		2-Wire Ground Start, DID/Reverse Battery - Suburban (Rate Class 2)	U2WX2	\$ 8.90	See NRC prices below	
9		2-Wire Ground Start, DID/Reverse Battery - Metro (Rate Class 3)	U2WX3	\$ 8.84	See NRC prices below	
10		2-Wire Ground Start, PBX - Rural (Rate Class 1) /3/	U2JX1	\$ 11.67	See NRC prices below	
11		2-Wire Ground Start, PBX - Suburban (Rate Class 2) /3/	U2JX2	\$ 13.01	See NRC prices below	
12		2-Wire Ground Start, PBX - Metro (Rate Class 3) /3/	U2JX3	\$ 12.63	See NRC prices below	
13		2-Wire COPTS Coin - Rural (Rate Class 1) /3/	U2CX1	\$ 12.00	See NRC prices below	
14		2-Wire COPTS Coin - Suburban (Rate Class 2) /3/	U2CX2	\$ 13.46	See NRC prices below	
15		2-Wire COPTS Coin - Metro (Rate Class 3) /3/	U2CX3	\$ 13.07	See NRC prices below	
16		2-Wire EKL - Rural (Rate Class 1) /3/	U2KX1	\$ 13.17	See NRC prices below	
17		2-Wire EKL - Suburban (Rate Class 2) /3/	U2KX2	\$ 15.09	See NRC prices below	
18		2-Wire EKL - Metro (Rate Class 3) /3/	U2KX3	\$ 14.66	See NRC prices below	
19		Conditioning for dB Loss				
20		4-Wire Analog - Rural (Rate Class 1) /3/	U4HX1	\$ 27.28	See NRC prices below	
21		4-Wire Analog - Suburban (Rate Class 2) /3/	U4HX2	\$ 31.49	See NRC prices below	
22		4-Wire Analog - Metro (Rate Class 3) /3/	U4HX3	\$ 30.59	See NRC prices below	
23		2-Wire Digital - Rural (Rate Class 1) /3/	U2QX1	\$ 16.00	See NRC prices below	
24		2-Wire Digital - Suburban (Rate Class 2) /3/	U2QX2	\$ 19.48	See NRC prices below	
25		2-Wire Digital - Metro (Rate Class 3) /3/	U2QX3	\$ 18.19	See NRC prices below	
26		DS1 Loop - Rural (Rate Class 1) /3/	4U1X1	\$ 37.04	See NRC prices below	
27		DS1 Loop - Suburban (Rate Class 2) /3/	4U1X2	\$ 39.35	See NRC prices below	
28		DS1 Loop - Metro (Rate Class 3) /3/	4U1X3	\$ 46.10	See NRC prices below	
29		DS3 Loop - Rural (Rate Class 1) /3/	U4D31	\$ 469.53	See NRC prices below	
30		DS3 Loop - Suburban (Rate Class 2) /3/	U4D32	\$ 447.20	See NRC prices below	
31		DS3 Loop - Metro (Rate Class 3) /3/	U4D33	\$ 431.98	See NRC prices below	
32						
33	<u>DSL Capable Loops</u>					
34	<u>2-Wire xDSL Loop</u>					
35		PSD #1 - 2-Wire xDSL Loop Rate Class 1- Rural /3/	2SLA1	\$ 9.33	See NRC prices below	
36		PSD #1 - 2-Wire xDSL Loop Rate Class 2- Suburban /3/	2SLA2	\$ 10.45	See NRC prices below	
37		PSD #1 - 2-Wire xDSL Loop Rate Class 3- Metro /3/	2SLA3	\$ 9.84	See NRC prices below	
38						
39		PSD #2 - 2-Wire xDSL Loop Rate Class 1- Rural /3/	2SLC1	\$ 9.33	See NRC prices below	
40		PSD #2 - 2-Wire xDSL Loop Rate Class 2- Suburban /3/	2SLC2	\$ 10.45	See NRC prices below	
41		PSD #2 - 2-Wire xDSL Loop Rate Class 3- Metro /3/	2SLC3	\$ 9.84	See NRC prices below	
42						
43		PSD #3 - 2-Wire xDSL Loop Rate Class 1- Rural /3/	2SLB1	\$ 9.33	See NRC prices below	
44		PSD #3 - 2-Wire xDSL Loop Rate Class 2- Suburban /3/	2SLB2	\$ 10.45	See NRC prices below	
45		PSD #3 - 2-Wire xDSL Loop Rate Class 3- Metro /3/	2SLB3	\$ 9.84	See NRC prices below	
46						
47		PSD #4 - 2-Wire xDSL Loop Rate Class 1- Rural /3/	2SLD1	\$ 9.33	See NRC prices below	
48		PSD #4 - 2-Wire xDSL Loop Rate Class 2- Suburban /3/	2SLD2	\$ 10.45	See NRC prices below	
49		PSD #4 - 2-Wire xDSL Loop Rate Class 3- Metro /3/	2SLD3	\$ 9.84	See NRC prices below	
50						
51		PSD #5 - 2-Wire xDSL Loop Rate Class 1- Rural /3/	UWRA1	\$ 9.33	See NRC prices below	
52		PSD #5 - 2-Wire xDSL Loop Rate Class 2- Suburban /3/	UWRA2	\$ 10.45	See NRC prices below	
53		PSD #5 - 2-Wire xDSL Loop Rate Class 3- Metro /3/	UWRA3	\$ 9.84	See NRC prices below	
54						
55		PSD #7 - 2-Wire xDSL Loop Rate Class 1- Rural /3/	2SLF1	\$ 9.33	See NRC prices below	
56		PSD #7 - 2-Wire xDSL Loop Rate Class 2- Suburban /3/	2SLF2	\$ 10.45	See NRC prices below	
57		PSD #7 - 2-Wire xDSL Loop Rate Class 3- Metro /3/	2SLF3	\$ 9.84	See NRC prices below	
58	<u>4-Wire xDSL Loop</u>					
59		PSD #3 - 4-Wire xDSL Loop Rate Class 1- Rural /3/	4SL11	\$ 16.95	See NRC prices below	
60		PSD #3 - 4-Wire xDSL Loop Rate Class 2- Suburban /3/	4SL12	\$ 19.08	See NRC prices below	
61		PSD #3 - 4-Wire xDSL Loop Rate Class 3- Metro /3/	4SL13	\$ 18.18	See NRC prices below	
62						
63	<u>IDSL Capable Loop</u>					
64		IDSL Loop Class 1 - Rural /3/	UY5F1	\$ 9.33	See NRC prices below	
65		IDSL Loop Class 2 - Suburban /3/	UY5F2	\$ 10.45	See NRC prices below	
66		IDSL Loop Class 3 - Metro /3/	UY5F3	\$ 9.84	See NRC prices below	
67						
68	<u>LST</u>					
69		Line & Station Transfer(LST) performed on CODSLAM Loop	URCLD	N/A	\$ 165.26	
70						
71	<u>Loop Qualification Process</u>					
72		Loop Qualification Process - Mechanized	NR98U	N/A	\$ 0.00	N/A
73		Loop Qualification Process - Manual	NRBXU	N/A	TBD	N/A
74						
75	<u>xDSL Conditioning</u>					
76		DSL Conditioning Options - >12KFT				
77		Removal of Repeater Options (per unit removed)	NRBXV	N/A	\$ 24.70	N/A
78		Removal Excessive Bridged Tap Option (per unit removed)	NRBXW	N/A	\$ 16.09	N/A
79		Removal of Load Coil (per unit removed)	NRBXZ	N/A	\$ 16.18	N/A
80						
81		Removal of All or NON-Excessive Bridged Tap (RABT) - MMP				
82		Removal of non-excessive bridged tap DSL loops >0Kft. And <17.5Kft.	NRMRJ	N/A	\$ 212.42	
83		Removal of All Bridged Tap DSL Loops 12Kft. To 17.5Kft.	NRMRP	N/A	\$ 549.92	
84		incremental	NRMRS	N/A	\$ 212.42	

Line	INDIANA			Recurring Rate	Non-Recurring Rate	Non-Recurring Rate
1	AT&T Generic Rates		USOC	Monthly	First	Additional
85		Removal of All Bridged Tap DSL loops >17.5Kft. - per element incremental	NRMRM	N/A	\$ 212.42	
86						
87	Loop Non-Recurring Charges (Excluding DS3)					
88		Res/Bus Analog/2-W digital Loop, Initial Request, Install /3/	SEPUP	N/A	\$ 6.83	N/A
89		Res/Bus Analog/2-w digital Loop, Initial Request, Disconnect /3/	NKCG6		\$ 4.29	
90		Disconnect Service Order Charge	NR9OE		\$ 4.29	
91		Res/Bus Analog/2-W digital Loop, Subsequent Request /3/	REAH9	N/A	\$ 6.83	N/A
92		Res/Bus Analog/2-W digital Loop, record Request /3/	NR9UP		\$ 6.43	
93		Res/Bus Analog/2-W digital Loop Line Connection Loop Charge, Initial, Install /3/	SEPUC	N/A	\$ 22.48	N/A
94		Res/Bus Analog/2-W digital Loop Line Connection Charge, Initial, Disconnect /3/	NKCG7		\$ 7.42	
95		Une Analog Loop Disconnect Charge Per Termination	NR9OG		\$ 7.42	
96		Res/Bus Analog/2-W digital Loop Line Connection Charge, Additional, Install /3/	1CRG7			\$ 15.55
97		Line Connection Add or Change	REAH5	N/A		\$ 29.33
98	/	Res/Bus Standalone Line Connection Charge, Additional, Disconnect /3/	NKCG5			\$ 4.81
99						
100	/	DS1 Service Provisioning, Initial, Install /3/	1CRG1		\$ 142.36	
101	/	DS1 Service Provisioning, Initial, Disconnect /3/	NKCG1		\$ 20.51	
102	/	DS1 Service Provisioning, Additional, Install /3/	1CRG2			\$ 96.33
103	/	DS1 Service Provisioning, Additional, Disconnect /3/	NKCG2			\$ 16.25
104		DS1 Loop	NR9OR		\$ 10.65	
105		DS1 Loop, Administrative Activity, Disconnect /3/	NR9OT		\$ 4.86	
106						
107	DS3 Loop Non-Recurring Charges					
108		Administrative /3/	NR9OY	N/A	\$ 10.65	N/A
109		Design & Central Office	NR9O1	N/A	\$ 525.79	N/A
110		Custom	NR9O3	N/A	\$ 187.37	N/A
111	/	DS3 Service Provisioning, Initial, Install /3/	1CRG3		\$ 151.68	
112	/	DS3 Service Provisioning, Initial, Disconnect /3/	NKCG3		\$ 20.89	
113	/	DS3 Service Provisioning, Additional, Install /3/	1CRG4			\$ 70.41
114	/	DS3 Service Provisioning, Additional, Disconnect /3/	NKCG4			\$ 16.63
115		DS3 Loop, Administrative Activity, Disconnect /3/	NR9OZ		\$ 4.86	
116						
117	Cross Connects					
118		2-Wire	CXCT2	\$ 0.14	N/A	N/A
119		4-Wire	CXCT4	\$ 0.26	N/A	N/A
120		DS1/LT1	CXCDX	\$ 0.36	N/A	N/A
121		DS3/LT3	CXC8X	\$ 0.66	N/A	N/A
122		DS3 C.O. LOOP Cross-Connect to Collocation	CXCBX	\$ 19.14	N/A	N/A
123						
124	Interoffice Transport:					
125	DS1	Interoffice Mileage Termination - Per Point of Termination - All Zones	CZ4X1-X3	\$ 11.10	N/A	N/A
126		Interoffice Mileage - Per Mile - All Zones	1YZX1-X3	\$ 1.65	N/A	N/A
127	DS3	Interoffice Mileage Termination - Per Point of Termination - All Zones	CZ4W1-W3	\$ 106.79	N/A	N/A
128		Interoffice Mileage - Per Mile - All Zones	1YZB1-B3	\$ 28.62	N/A	N/A
129						
130	Enhanced Extended Loop (EEL) Service Order per LSR					
131	/	Electronic, Analog 2-Wire Digital Loop, Establishment Request, Install /3/	NKCAR		\$ 6.89	
132	/	Electronic, Analog 2-Wire Digital Loop, Establishment Request, Disconnect /3/	NKCAS		\$ 4.20	
133	/	Electronic, Analog 2-Wire Digital Loop, Subsequent Order /3/	NKCAT			\$ 6.14
134	/	Manual, Analog 2-Wire Digital Loop, Establishment Request, Install /3/	NKCAU		\$ 51.78	
135	/	Manual, Analog 2-Wire Digital Loop, Establishment Request, Disconnect /3/	NKCAV		\$ 34.80	
136	/	Manual, Analog 2-Wire Digital Loop, Subsequent Order /3/	NKCAW			\$ 48.55
137	/	Electronic, DS1 Loop, Establishment Request, Install /3/	NKCAX		\$ 11.39	
138	/	Electronic, DS1 Loop, Establishment Request, Disconnect /3/	NKCAY		\$ 6.00	
139	/	Electronic, DS1 Loop, Subsequent Order /3/	NKCAZ			\$ 6.14
140	/	Manual, DS1 Loop, Establishment Request, Install /3/	NKCB1		\$ 57.23	
141	/	Manual, DS1 Loop, Establishment Request, Disconnect /3/	NKCB2		\$ 34.80	
142	/	Manual, DS1 Loop, Subsequent Order /3/	NKCB3			\$ 48.55
143	/	Electronic, DS1 or DS3 Transport, Establishment Request, Install /3/	PENDING		\$ 12.63	
144	/	Electronic, DS1 or DS3 Transport, Establishment Request, Disconnect /3/	PENDING		\$ 6.69	
145	/	Manual, DS1 or DS3 Transport, Establishment Request, Install /3/	PENDING		\$ 60.35	
146	/	Manual, DS1 or DS3 Transport, Establishment Request, Disconnect /3/	PENDING		\$ 35.48	
147	/	Electronic, Non-channelized DS1 EEL, Establishment Request, Install /3/	NKCB4		\$ 11.39	
148	/	Electronic, Non-channelized DS1 EEL, Establishment Request, Disconnect /3/	NKCB5		\$ 6.00	
149	/	Manual, Non-channelized DS1 EEL, Establishment Request, Install /3/	NKCB6		\$ 57.23	
150	/	Manual, Non-channelized DS1 EEL, Establishment Request, Disconnect /3/	NKCB7		\$ 34.80	
151	/	Electronic, CO Multiplexing, DS1 to Voice, Establishment Request, Install /3/	PENDING		\$ 12.63	
152	/	Electronic, CO Multiplexing, DS1 to Voice, Establishment Request, Disconnect /3/	PENDING		\$ 6.69	
153	/	Manual, CO Multiplexing, DS1 to Voice, Establishment Request, Install /3/	PENDING		\$ 60.35	
154	/	Manual, CO Multiplexing, DS1 to Voice, Establishment Request, Disconnect /3/	PENDING		\$ 35.48	
155						
156	Enhanced Extended Loop (EEL) New Combination per Element					
157	/	2-Wire Analog Loop Connection, Initial, Install /3/	NKCB8		\$ 91.87	
158	/	2-Wire Analog Loop Connection, Initial, Disconnect /3/	NKCB9		\$ 15.48	
159	/	2-Wire Analog Loop Connection, Additional, Install /3/	NKCB4			\$ 66.36
160	/	2-Wire Analog Loop Connection, Additional, Disconnect /3/	NKCB8			\$ 10.55
161	/	4-Wire Analog Loop Connection, Initial, Install /3/	NKCB3		\$ 93.41	
162	/	4-Wire Analog Loop Connection, Initial, Disconnect /3/	NKCB4		\$ 17.04	
163	/	4-Wire Analog Loop Connection, Additional, Install /3/	NKCB5			\$ 67.89
164	/	4-Wire Analog Loop Connection, Additional, Disconnect /3/	NKCB6			\$ 12.11
165	/	2-Wire Digital Loop Connection, Initial, Install /3/	NKCB7		\$ 100.08	
166	/	2-Wire Digital Loop Connection, Initial, Disconnect /3/	NKCB8		\$ 14.98	
167	/	2-Wire Digital Loop Connection, Additional, Install /3/	NKCB9			\$ 66.20
168	/	2-Wire Digital Loop Connection, Additional, Disconnect /3/	NKCB3			\$ 10.05
169	/	4-Wire Digital Loop Connection, Initial, Install /3/	NKCB1		\$ 149.73	

Line	INDIANA			Recurring Rate	Non-Recurring Rate	Non-Recurring Rate
1	AT&T Generic Rates		USOC	Monthly	First	Additional
170	/I/ 4-Wire Digital Loop Connection, Initial, Disconnect /3/		NKCBM		\$ 24.23	
171	/I/ 4-Wire Digital Loop Connection, Additional, Install /3/		NKCBN			\$ 101.19
172	/I/ 4-Wire Digital Loop Connection, Additional, Disconnect /3/		NKCBO			\$ 19.77
173	/I/ CO Multiplexing, DS I to Voice, Initial, Install /3/		PENDING		\$ 89.92	
174	/I/ CO Multiplexing, DS I to Voice, Initial, Disconnect /3/		PENDING		\$ 20.58	
175	/I/ CO Multiplexing, DS I to Voice, Additional, Install /3/		PENDING			\$ 47.86
176	/I/ CO Multiplexing, DS I to Voice, Additional, Disconnect /3/		PENDING			\$ 15.71
177	/I/ DS1 Interoffice Dedicated Transport Collocated, Initial, Install /3/		PENDING		\$ 148.01	
178	/I/ DS1 Interoffice Dedicated Transport Collocated, Initial, Disconnect /3/		PENDING		\$ 42.37	
179	/I/ DS1 Interoffice Dedicated Transport Collocated, Additional, Install /3/		PENDING			\$ 104.44
180	/I/ DS1 Interoffice Dedicated Transport Collocated, Additional, Disconnect /3/		PENDING			\$ 34.03
181	/I/ 4-Wire DS1 Digital Loop to DS1 Interoffice Dedicated Transport Collocated, Initial, Install /3/		NKCBT		\$ 199.34	
182	/I/ 4-Wire DS1 Digital Loop to DS1 Interoffice Dedicated Transport Collocated, Initial, Disconnect /3/		NKCBU		\$ 42.37	
183	/I/ 4-Wire DS1 Digital Loop to DS1 Interoffice Dedicated Transport Collocated, Add'l, Install /3/		NKCBV			\$ 128.38
184	/I/ 4-Wire DS1 Digital Loop to DS1 Interoffice Dedicated Transport, Collocated, Add'l, Disconnect /3/		NKCBW			\$ 34.03
185	/I/ DS3 Interoffice Dedicated Transport Collocated, Initial, Install /3/		PENDING		\$ 158.40	
186	/I/ DS3 Interoffice Dedicated Transport Collocated, Initial, Disconnect /3/		PENDING		\$ 42.37	
187	/I/ DS3 Interoffice Dedicated Transport Collocated, Additional, Install /3/		PENDING			\$ 82.93
188	/I/ DS3 Interoffice Dedicated Transport Collocated, Additional, Disconnect /3/		PENDING			\$ 34.03
189	/I/ Clear Channel Capability, Initial, Install /3/		NKCC6		\$ 89.46	
190	/I/ Clear Channel Capability, Additional, Install /3/		NKCC7			\$ 24.26
191						
192	Special Access to Une Conversion per Activity					
193	/I/ Channelized Facility from Cage, DS1, Design and Coordination Charge /3/		NKCC9		\$ 83.69	
194	/I/ Channelized Facility from Cage, DS1, Demarcation Re-Tag Charge /3/		PENDING		N/A	
195	/I/ Channelized Facility from Cage, DS3, Design and Coordination Charge /3/		NKCCA		\$ 66.64	
196	/I/ Channelized Facility from Cage, DS3, Demarcation Re-Tag Charge /3/		PENDING		N/A	
197	/I/ Channelized Facility from Cage, DSO, Design and Coordination Charge /3/		PENDING		\$ 7.73	
198	/I/ Channelized Facility from Cage, DSO, Design and Coordination Charge /3/		NKCCB		\$ 7.73	
199	/I/ Non-Channelized Facility from Cage, DSO, Demarcation Re-Tag Charge /3/		PENDING		N/A	
200	/I/ Non-Channelized Facility from Cage, DS1, Design and Coordination Charge /3/		NKCCC		\$ 7.73	
201	/I/ Non-Channelized Facility from Cage, DS1, Demarcation Re-Tag charge /3/		PENDING		N/A	
202	/I/ Non-Channelized Facility from Cage, DS3, Design and Coordination charge /3/		NKCCD		\$ 7.73	
203	/I/ Non-Channelized Facility from Cage, DS3, Demarcation Re-Tag Charge /3/		PENDING		N/A	
204	/I/ Channelized Facility from POP, DS1, Design and Coordination charge /3/		NKCCF		\$ 83.69	
205	/I/ Channelized Facility from POP, DS1, Demarcation Re-Tag Charge /3/		PENDING		N/A	
206	/I/ Channelized Facility from POP, DS3, Design and Coordination Charge /3/		NKCCF		\$ 66.64	
207	/I/ Channelized Facility from POP, DS3, Demarcation Re-Tag Charge /3/		PENDING		N/A	
208	/I/ Channelized Facility from POP, DSO, Design and Coordination Charge /3/		PENDING		\$ 7.73	
209	/I/ Non-Channelized Facility from POP, DSO, Design and Coordination Charge /3/		NKCCG		\$ 7.73	
210	/I/ Non-Channelized Facility from POP, DSO, Demarcation Re-Tag Charge /3/		PENDING		N/A	
211	/I/ Non-Channelized Facility from POP, DS1, Design and Coordination Charge /3/		NKCCH		\$ 7.73	
212	/I/ Non-Channelized Facility from POP, DS1, Demarcation Re-Tag charge /3/		PENDING		N/A	
213	/I/ Non-Channelized Facility from POP, DS3, Design and Coordination Charge /3/		NKCCJ		\$ 7.73	
214	/I/ Non-Channelized Facility from POP, DS3, Demarcation Re-Tag Charge /3/		PENDING		N/A	
215						
216	Special Access to UNE Conversions Per Circuit					
217	/I/ Project Administrative Activity		NKCC8		\$ 21.23	
218						
219	Multiplexing					
220	DS1 to Voice Grade		QMVX1-X3	\$ 197.61	N/A	N/A
221	DS3 to DS1		QM3X1-X3	\$ 260.24	N/A	N/A
222						
223	Dedicated Transport Cross Connects					
224	DS1		CXCDX	0.36	N/A	N/A
225	DS3		CXCEX	\$ 0.66	N/A	N/A
226						
227	Dedicated Transport Optional Features & Functions					
228	DS1 Clear Channel Capability - Per 1.544 Mbps Circuit Arranged		CLYX1-X3		\$ 351.64	N/A
229						
230	Dedicated Transport Installation & Rearrangement Charges					
231	DS1 Administration Charge - Per Order		ORCMX	N/A	\$ 322.47	N/A
232	Design & Central Office Connection Charge - Per Circuit		NRBCL	N/A	\$ 527.99	N/A
233	Carrier Connection Charge - Per Order		NRBBL	N/A	\$ 458.62	N/A
234						
235	DS3 Administration Charge - Per Order		ORCMX	N/A	\$ 251.64	N/A
236	Design & Central Office Connection Charge - Per Circuit		NRBCL	N/A	\$ 562.86	N/A
237	Design & Central Office Connection Charge - Per Circuit		NRBC4	N/A	\$ 562.86	N/A
238	Carrier Connection Charge - Per Order		NRBBL	N/A	\$ 305.85	N/A
239	Carrier Connection Charge - Per Order		NRBDT	N/A	\$ 305.85	N/A
240						

Line	INDIANA			Recurring Rate	Non-Recurring Rate	Non-Recurring Rate
1	AT&T Generic Rates		USOC	Monthly	First	Additional
241	Dark Fiber					
242	Dark Fiber Interoffice					
243	Dark Fiber Interoffice Termination (Per Termination per Fiber)	ULYCX	\$	60.56	N/A	N/A
244	Dark Fiber Interoffice Mileage (Per Fiber per Foot)	ULNCF	\$	0.02	N/A	N/A
245	Dark Fiber Interoffice Cross Connect (Per Termination per Fiber)	UKCJX	\$	2.22	N/A	N/A
246	Inquiry (Per Request)					
247	Dark Fiber Interoffice Transport - NRC	NR9D6		N/A	\$ 284.68	N/A
248						
249	FIRM ORDER (Per Fiber Strand)					
250	Administrative per Order					
251	Connect	NRB51		N/A	\$ 9.92	N/A
252	Disconnect	NR9H2		N/A	\$ 8.78	N/A
253	Connect	NRB52		N/A	\$ 276.79	N/A
254	Disconnect	NR9H3		N/A	\$ 76.07	N/A
255	Dark Fiber Interoffice Transport - NRC					
256	Connect	NRB54		N/A	\$ 348.47	N/A
257	Disconnect	NR9H5		N/A	\$ 139.55	N/A
258						
259	Routine Modifications					
260	Routine Modifications of Existing Facilities Charge	N3RUE		N/A	ICB	N/A
261						
262	LNP					
263	Local Number Portability /4/	NSR		\$0.00	N/A	
264						
265	Maintenance of Service Charges	VRP		N/A	\$ 51.00	N/A
266						
267	OTHER					
268	DIRECTORY ASSISTANCE					
269	Directory Assistance, per call	OPEN	\$	0.40	N/A	N/A
270	National Directory Assistance (NDA), per call	OPEN	\$	0.65	N/A	N/A
271	Reverse Directory Assistance (RDA), per call	OPEN	\$	0.65	N/A	N/A
272	Business Category Search (BCS) / where applicable, per call	OPEN	\$	0.65	N/A	N/A
273	Directory Assistance Call Completion (DACC), per call	OPEN	\$	0.15	N/A	N/A
274						
275	OS/DA Automated Call Greeting and References / Rates					
276	Branding - Other - Initial/Subsequent Load	OPEN			\$ 1,800.00	\$ 1,800.00
277	Brand and Reference/Rate Look Up, per OS/DA call	OPEN	\$	0.03	N/A	N/A
278	Branding - Facility Based - Initial/Subsequent Load					
279	- Branding, per trunk group	OPEN		N/A	\$ 800.00	N/A
280	Rate Reference - Initial Load, per state, per OCN	OPEN		N/A	\$ 5,000.00	N/A
281	Rate Reference - Subsequent Load, per state, per OCN	OPEN		N/A	N/A	\$ 1,500.00
282						
283	OPERATOR SERVICES					
284	Fully Automated Call Processing, per call	OPEN	\$	0.15	N/A	N/A
285	Operator Assisted Call Processing - All Types (Including Busy Line Verify)					
286	[BLV] and BLV/Emergency Interrupt [BLV/I], per work second	OPEN	\$	0.03	N/A	N/A
287						
288	DA Listings					
289	- per listing for initial load	OPEN		N/A	\$ 0.040	N/A
290	- per listing for subsequent updates	OPEN	\$	0.060		N/A
291						
292	Ancillary Message Billing Compensation (Per Message)	OPEN	\$	0.03	N/A	N/A
293						
294	Non Intercompany Settlement (NICS) Billing Charge (Per Message)	Not Applicable	\$	0.05		
295						
296	Structure Access - Poles & Ducts			ANNUALLY		
297	Poles (\$/attachment/yr.)* ##					
298	Per Foot Conduit Occupancy Fees ##		\$	2.13		
299	Full Duct (\$/ft/yr.)		\$	0.86		
300	Half Duct (\$/ft/yr.)		\$	0.42		
301	Application fee	OPEN			\$ 200.00	
302	Unauthorized Attachment Fee				\$500 per Pole	
303	Unauthorized Occupancy Fee				\$50 per Conduit	
304	*For (1) each one foot of usable space, or fraction thereof, occupied and (2) each				Foot	
305	additional one foot of space, or fraction thereof, rendered unusable by the attachment's presence.					
306	## Note: All pole and conduit license fees are for a period of one year from January 1 thru December 31,					
307	effective January 1, 2005 and billable semi-annually in advance in January and July of each year.					
308	New rates will be communicated to CLEC no later than November 1st for the succeeding year.					
309						
310	Emergency Number Service Access					
311	911 Selective Router Interconnection					
312	- Each DSO installed	USAGE	\$	0.00	\$ 665.49	
313	- Analog Channel Interface	EVG9X	\$	26.64	\$ 770.97	
314	ANI/ALI/SR and Database Management					
315	- Per 100 records, rounded up to nearest 100	9S89X	\$	3.55	\$0.00	
316						
317	Access Routing File, per carrier	USAGE	\$	50.80		
318	911 Selective Router Switch Administration					
319	- Per Selective Router	USAGE	\$	5.57	\$ 1,717.33	
320						
321	INTERCARRIER COMPENSATION					
322	End Office Switching					
323	Set up charge, per call	USAGE	\$	0.011603		

Line	INDIANA			Recurring Rate	Non-Recurring Rate	Non-Recurring Rate
1	AT&T Generic Rates		USOC	Monthly	First	Additional
324		Duration charge, per MOU	USAGE	\$ 0.000830		
325	Tandem Switching					
326		Set up charge, per call	USAGE	\$ 0.000400		
327		Duration charge, per MOU	USAGE	\$ 0.000194		
328	Tandem Transport Termination, per MOU		USAGE	\$ 0.000102		
329	Tandem Transport Facility per MOU, per Mile		USAGE	\$ 0.000005		
330						
331	Rate for Presumed ISP-Bound Traffic, as per FCC 01-131		USAGE	\$ 0.000700		
332						
333	Bona Fide Request				\$ 2,000.00	
334		Deposit				
335						
336	/1/	Pursuant to March 28, 2002 IURC order in Cause No. 40611-S1, this charge will be applicable only after the third party OSS test is complete for Indiana				
337						
338	/2/	Rates are the result of 3/28/02 IURC order in Indiana Case 40611-S1. Rates are subject to AT&T Indiana reservation of rights pertaining to that order,				
339		and subject to modification as a result of reconsideration, appeal, further IURC action, or other change of law.				
340						
341	/3/	Rates are the result of 1/5/04 IURC order in Indiana Cause 42393. Rates are subject to each party's reservation of rights pertaining to that order, and subject to				
342		modification as a result of reconsideration, appeal, further IURC action, or other change of law.				
343						
344	/4/	As of January 5, 2003, AT&T Indiana's billing systems are unable to bill this rate/rate structure in the manner AT&T Indiana intends to eventually. AT&T Indiana may adopt				
345		interim measures in order to render a bill to CLEC for applicable charges in advance of system changes. Details of any interim measures will be made available via				
346		Accessible Letter. Please contact your AT&T Indiana local wholesale account manager with any questions.				
347						
348	/4/	Pursuant to current FCC Tariff #2 Section 4, effective from June 1, 2004, billing shall cease effective October 1, 2004.				
349						
350	RESALE					
351	BUSINESS					
352	LOCAL EXCHANGE SERVICE			RECURRING	NON-RECURRING	
353	Business 1 Party	RESALE	21.46%		21.46%	
354	Business - Measured	RESALE	21.46%		21.46%	
355	Customer Operated Pay Telephone (COPT)	RESALE	21.46%		21.46%	
356						
357	EXPANDED LOCAL CALLING					
358	Extended Area Service	RESALE	21.46%		21.46%	
359						
360	VERTICAL SERVICES					
361	Anonymous Call Rejection	RESALE	21.46%		21.46%	
362	Repeat Dialing (Auto Redial)	RESALE	21.46%		21.46%	
363	Repeat Dialing - Per Use (Auto Redial - Usage Sensitive)	RESALE	21.46%		21.46%	
364	Call Blocker	RESALE	21.46%		21.46%	
365	Call Forwarding	RESALE	21.46%		21.46%	
366	Call Forwarding - Busy Line	RESALE	21.46%		21.46%	
367	Call Forwarding - Busy Line/Don't Answer	RESALE	21.46%		21.46%	
368	Call Forwarding - Don't Answer	RESALE	21.46%		21.46%	
369	Automatic Callback (Call Return)	RESALE	21.46%		21.46%	
370	Automatic Callback - Per Use (Call Return - Usage Sensitive)	RESALE	21.46%		21.46%	
371	Call Trace	RESALE	21.46%		21.46%	
372	Call Waiting	RESALE	21.46%		21.46%	
373	Caller ID With Name (Calling Name)	RESALE	21.46%		21.46%	
374	Caller ID (Calling Number)	RESALE	21.46%		21.46%	
375	MultiRing Service -1 (Personalized Ring -1 Dependent Number)	RESALE	21.46%		21.46%	
376	MultiRing Service -2 (Personalized Ring -2 Dependent Numbers)	RESALE	21.46%		21.46%	
377	Remote Access to Call Forwarding (Grandfathered)	RESALE	0.00%		0.00%	
378	Selective Call Forwarding	RESALE	0.00%		0.00%	
379	Multi-Path Call Forwarding (Simultaneous Call Forwarding)	RESALE	21.46%		21.46%	
380	Remote Call Forwarding-Per Feature	RESALE	21.46%		21.46%	
381	RCF, Interstate, Interexchange	RESALE	21.46%		21.46%	
382	RCF, Intrastate	RESALE	21.46%		21.46%	
383	RCF, Interstate, International	RESALE	21.46%		21.46%	
384	RCF, Intrastate, Interexchange	RESALE	21.46%		21.46%	
385	RCF to 800	RESALE	21.46%		21.46%	
386	RCF Additional	RESALE	21.46%		21.46%	
387	Speed Calling 8	RESALE	21.46%		21.46%	
388	Speed Calling 30	RESALE	21.46%		21.46%	
389	Three Way Calling	RESALE	21.46%		21.46%	
390	Call Screening	RESALE	21.46%		21.46%	
391	Busy Line Transfer	RESALE	21.46%		21.46%	
392	Alternate Answer	RESALE	21.46%		21.46%	
393	Message Waiting - Tone	RESALE	21.46%		21.46%	
394	Easy Call	RESALE	21.46%		21.46%	
395	Prime Number Service	RESALE	21.46%		21.46%	
396	AT&T Indiana Privacy Manager	RESALE	21.46%		21.46%	
397	Name and Number Delivery Service	RESALE	21.46%		21.46%	
398						
399	DID					
400	DID	RESALE	21.46%		21.46%	
401						
402	TRUNKS					
403	Trunk	RESALE	21.46%		21.46%	
404						
405	AIN					
406	Area Wide Networking	RESALE	21.46%		21.46%	

Line	INDIANA			Recurring Rate	Non-Recurring Rate	Non-Recurring Rate
1	AT&T Generic Rates		USOC	Monthly	First	Additional
407	AT&T Indiana Switch Alternate Routing (ANSAR)		RESALE	21.46%	21.46%	
408	AT&T Indiana Customer Location Alternate Routing (ACLAR)		RESALE	21.46%	21.46%	
409						
410	OTHER					
411	Grandfathered Services		RESALE	0.00%	0.00%	
412	Promotions (Greater than 90 days)		RESALE	21.46%	21.46%	
413	Touchtone (Business)		RESALE	21.46%	21.46%	
414	Touchtone (Trunk)		RESALE	21.46%	21.46%	
415	900/976 Call Blocking (900/976 Call Restriction)		RESALE	0%	0%	
416	976 (976 Information Delivery Service)		RESALE	0%	0%	
417	Access Services (See Current Access Tariff)		RESALE	0%	0%	
418	Additional Directory Listings		RESALE	21.46%	21.46%	
419	Carrier Disconnect Service (Company Initiated Suspension Service)		RESALE	0%	0%	
420	Connection Services		RESALE	21.46%	21.46%	
421	Premise Services/Line Backer (Maintenance of Service Charges)		RESALE	0%	0%	
422	Shared Tenant Service		RESALE	0%	0%	
423	Restoral of Service Charge		RESALE	0%	21.46%	
424	Data Services					
425	Gigabit Ethernet Metropolitan Area Network (GigaMAN)		RESALE	21.46%	21.46%	
426	PBX Trunks		RESALE	21.46%	21.46%	
427	Multi-Service Optical Network (MON)		RESALE	21.46%	21.46%	
428	OCn-PTP		RESALE	21.46%	21.46%	
429	ADTS-E		RESALE	21.46%	21.46%	
430	DS0		RESALE	21.46%	21.46%	
431	DS1		RESALE	21.46%	21.46%	
432	DS3		RESALE	21.46%	21.46%	
433						
434	ISDN					
435	ISDN		RESALE	21.46%	21.46%	
436						
437	DIRECTORY ASSISTANCE / OPERATOR SERVICES					
438	Local Directory Assistance		RESALE	21.46%		
439	Local Operator Assistance Service		RESALE	21.46%		
440						
441	National Directory Assistance (NDA), per call		OPEN	\$ 0.65	N/A	N/A
442	Reverse Directory Assistance (RDA), per call		OPEN	\$ 0.65	N/A	N/A
443	Business Category Search (BCS) / where applicable, per call		OPEN	\$ 0.65	N/A	N/A
444	Directory Assistance Call Completion (DACC), per call		OPEN	\$ 0.15	N/A	N/A
445						
446	OS/DA Automated Call Greeting and References / Rates					
447	Branding - Other - Initial/Subsequent Load		OPEN		\$ 1,800.00	\$ 1,800.00
448	Brand and Reference/Rate Look Up, per OS/DA call		OPEN	\$ 0.03	N/A	N/A
449	Rate Reference - Initial Load, per state, per OCN		OPEN	N/A	\$ 5,000.00	N/A
450	Rate Reference - Subsequent Load, per state, per OCN		OPEN	N/A	\$ 1,500.00	N/A
451						
452	TOLL					
453	TOLL		RESALE	21.46%	21.46%	
454						
455	OPTIONAL TOLL CALLING PLANS					
456	Optional Toll Calling Plans		RESALE	21.46%	21.46%	
457						
458	CENTREX (PLEXAR)					
459	AT&T Indiana Centrex Service ACS		RESALE	21.46%	21.46%	
460	AT&T Indiana Centrex Network Manager		RESALE	0.00%	0.00%	
461						
462	PRIVATE LINE					
463	Analog Private Lines		RESALE	21.46%	21.46%	
464	Private Line Channel Services		RESALE	21.46%	21.46%	
465						
466	RESIDENCE					
467	LOCAL EXCHANGE SERVICE					
468	Life Line		RESALE	0.00%	0.00%	
469	Residence 1 Party		RESALE	21.46%	21.46%	
470	Residence Measured		RESALE	21.46%	21.46%	
471						
472	EXPANDED LOCAL CALLING					
473	Extended Area Service		RESALE	21.46%	21.46%	
474	VERTICAL SERVICES					
475	Anonymous Call Rejection		RESALE	21.46%	21.46%	
476	Repeat Dialing (Auto Redial)		RESALE	21.46%	21.46%	
477	Repeat Dialing -Per Use (Auto Redial - Usage Sensitive)		RESALE	21.46%	21.46%	
478	Call Blocker		RESALE	21.46%	21.46%	
479	Call Forwarding		RESALE	21.46%	21.46%	
480	Call Forwarding - Busy Line		RESALE	21.46%	21.46%	
481	Call Forwarding - Busy Line/Don't Answer		RESALE	21.46%	21.46%	
482	Call Forwarding - Don't Answer		RESALE	21.46%	21.46%	
483	Automatic Call-Back (Call Return)		RESALE	21.46%	21.46%	
484	Automatic Call-Back Per Use (Call Return - Usage Sensitive)		RESALE	21.46%	21.46%	
485	Call Trace		RESALE	21.46%	21.46%	
486	Call Waiting		RESALE	21.46%	21.46%	
487	Caller ID with Name (Calling Name)		RESALE	21.46%	21.46%	
488	Caller ID (Calling Number)		RESALE	21.46%	21.46%	
489	Multi-Ring Service - 1 (Personalized Ring - 1 dependent number)		RESALE	21.46%	21.46%	
490	Multi-Ring Service - 2 (Personalized Ring - 2 dependent numbers - 1st dependent number)		RESALE	21.46%	21.46%	
491	Remote Access to Call Forwarding (GF)		RESALE	21.46%	21.46%	

Line	INDIANA			Recurring Rate	Non-Recurring Rate	Non-Recurring Rate
1	AT&T Generic Rates		USOC	Monthly	First	Additional
492	RCF, Interstate, Interexchange		RESALE	21.46%	21.46%	
493	RCF, Intrastate		RESALE	21.46%	21.46%	
494	RCF, Interstate, International		RESALE	21.46%	21.46%	
495	RCF, Intrastate, Interexchange		RESALE	21.46%	21.46%	
496	RCF to 800		RESALE	21.46%	21.46%	
497	RCF Additional		RESALE	21.46%	21.46%	
498	Selective Call Forwarding		RESALE	21.46%	21.46%	
499	Speed Calling 8		RESALE	21.46%	21.46%	
500	Three Way Calling		RESALE	21.46%	21.46%	
501	Call Screening		RESALE	21.46%	21.46%	
502	Busy Line Transfer		RESALE	21.46%	21.46%	
503	Alternate Answer		RESALE	21.46%	21.46%	
504	Message Waiting - Tone		RESALE	21.46%	21.46%	
505	Easy Call		RESALE	21.46%	21.46%	
506	AT&T Indiana Privacy Manager		RESALE	21.46%	21.46%	
507	Name and Number Delivery Service		RESALE	21.46%	21.46%	
508						
509	ISDN					
510	ISDN		RESALE	21.46%	21.46%	
511						
512	OTHER					
513	Grandfathered Services		RESALE	0.00%	0.00%	
514	Promotions (Greater than 90 Days)		RESALE	21.46%	21.46%	
515	Touchtone		RESALE	21.46%	21.46%	
516	Home Services Packages		RESALE	21.46%	21.46%	
517	900/976 Call Blocking (900/976 Call Restriction)		RESALE	21.46%	21.46%	
518	976 (976 Information Delivery Service)		RESALE	21.46%	21.46%	
519	Access Services (See Current Access Tariff)		RESALE	0%	0%	
520	Additional Directory Listings		RESALE	21.46%	21.46%	
521	Carrier Disconnect Service (Company Initiated Suspension Service)		RESALE	21.46%	21.46%	
522	Connection Services		RESALE	21.46%	21.46%	
523	Premise Services/Line Backer (Maintenance of Service Charges)		RESALE	0%	0%	
524	Shared Tenant Service		RESALE	0%	0%	
525						
526	TOLL					
527	Custom and Dedicated 800 Service (Home 800)		RESALE	21.46%	21.46%	
528	IntraLATA MTS		RESALE	21.46%	21.46%	
529	Toll Restriction		RESALE	21.46%	21.46%	
530						
531	Electronic Billing Information Data (daily usage)		RESALE	\$0.00		
532	per message					
533						
534	Line Connection Charge					
535	Residence		RESALE		21.46%	
536	Business		RESALE		21.46%	
537						
538	Service Order/Service Request Charge					
539	Residence		RESALE			
540	Business		RESALE		21.46%	
541						
542	Non-Electronic (Manual) Service Order Charge					
543	Residence		RESALE		\$ 9.02	
544	Business		RESALE		\$ 9.02	

Line	Product Type	Rate Element Description	USOC	Current Monthly Recurring Rate	Current Non-Recurring Rate (Initial)
1	CLEC-PROVISIONED FACILITIES & EQUIPMENT: CAGED				
2	REAL ESTATE				
3	Site Conditioning	Per Sq. Ft. of space used by CLEC	S8FWB		\$9.28
4	Safety & Security	Per Sq. Ft. of space used by CLEC	S8F4N		\$19.56
5	Floor Space Usage	Per Sq. Ft. of space used by CLEC	S8F4L	\$5.97	
6	COMMON SYSTEMS				
7	Common Systems - Cage	Per Sq. Ft. of space used by CLEC	S8F4A	\$0.44	\$59.86
8	PLANNING				
9	Planning - Central Office	Per Sq. Ft. of space used by CLEC	S8GCA	\$0.09	\$7.55
10	Planning	Per Request	NRFCF		\$5,244.43
11	Planning - Subsequent Inter. Cabling	Per Request	NRFCF		\$2,267.04
12	Planning - Subsequent Power Cabling	Per Request	NRFCF		\$2,306.10
13	Planning - Subs. Inter./Power Cabling	Per Request	NRFCG		\$2,884.60
14	Planning - Non-Standard	Per Request	NRFCF		\$1,436.00
15	POWER PROVISIONING				
16	Power Panel:				
17	50 Amp	Per Power Panel (CLEC Provided)	NONE		
18	200 Amp	Per Power Panel (CLEC Provided)	NONE		
19	Power Cable and Infrastructure:				
20	Power Cable Rack	Per Four Power Cables or Quad	NONE		
21	2-10 Amp Feeds	Per 2-10 Amp Power Feeds (CLEC Provided)	C1F31	\$0.25	\$48.23
22	2-20 Amp Feeds	Per 2-20 Amp Power Feeds (CLEC Provided)	S8GF1	\$0.25	\$48.23
23	2-30 Amp Feeds	Per 2-30 Amp Power Feeds (CLEC Provided)	C1F32	\$0.25	\$48.23
24	2-40 Amp Feeds	Per 2-40 Amp Power Feeds (CLEC Provided)	C1F33	\$0.25	\$48.23
25	2-50 Amp Feeds	Per 2-50 Amp Power Feeds (CLEC Provided)	S8GF2	\$0.25	\$48.23
26	2-100 Amp Feeds	Per 2-100 Amp Power Feeds (CLEC Provided)	S8GF3	\$0.25	\$48.23
27	Equipment Grounding:				
28	Ground Cable Placement	Per Sq. Ft. of space used by CLEC	S8FCR	\$0.03	\$0.92
29	DC POWER AMPERAGE CHARGE				
30	HVAC	Per 10 Amps	S8GCS	\$14.62	
31	Per Amp	Per Amp	S8GCR	\$10.61	
32	FIBER CABLE PLACEMENT				
33	Central Office:				
34	Fiber Cable	Per Fiber Cable Sheath (CLEC Vendor Pulls Cable)	S8FQ9	\$4.85	\$809.13
35	Entrance Conduit	Per Fiber Cable Sheath	S8FW5	\$8.76	
36	MISCELLANEOUS & OPTIONAL COST:				
37	MISCELLANEOUS COSTS				
38	Timing Lead	Per Linear Foot	S8F45	\$0.08	\$14.81
39	Bits Timing	Based on two (2) leads per circuit	S8FQT	\$3.58	\$698.82
40	Space Availability Report	Per Premise	NRFCQ		\$168.04
41	Security Access / ID Cards	Per Five Cards	NRFCM		\$123.35
42	Security Access / ID Cards/Expedite	Per Five Cards	NRFCN		\$203.35
43	CAGE COMMON COSTS				
44	AC Circuit Placement	Per Sq. Ft. (CLEC provides cage)	NRL60		\$5.29
45	INTERCONNECTION COSTS:				
46	ILEC TO CLEC CONNECTION				
47	Voice Grade Arrangement	100 Copper Pairs (CLEC provides cable)	S8F48	\$3.86	\$156.02
48	Voice Grade Arrangement	100 Shielded Pairs (CLEC provides cable)	S8FWU	\$3.86	\$156.02
49	DS1 Arrangement - DCS	28 DS1 (CLEC provides cable)	S8FQM	\$295.42	\$3,105.79
50	DS1 Arrangement - DSX	28 DS1 (CLEC provides cable)	S8F46	\$6.07	\$486.89
51	DS3 Arrangement - DCS	1 DS3 (CLEC provides cable)	S8F47	\$115.30	\$1,809.40
52	DS3 Arrangement - DSX	1 DS3 (CLEC provides cable)	S8FQN	\$5.69	\$116.67
53	Fiber Arrangement	12 Fiber Pairs (CLEC provides cable)	S8FQR	\$3.58	\$698.82
54	CLEC TO CLEC CONNECTION				
55	Cable Racking and Hole for Optical	Per Cable	S8GFE	\$0.82	
56	Cable Racking and Hole for DS1	Per Cable	S8GFF	\$0.57	
57	Cable Racking and Hole for DS3	Per Cable	S8GFG	\$0.50	
58	Route Design		NRFCX		\$424.88
59	Connection for DS1	Per 28 Circuits (CLEC provides cable)	S8GFH	\$0.18	
60	Connection for DS3	Per Circuit (CLEC provides cable)	S8GFJ	\$0.12	
61	Connection for Optical	Per Cable (CLEC provides cable)	S8GFK	\$0.31	
62	TIME SENSITIVE ACTIVITIES				
63	PRE-VISITS				
64	Colloc. Ser. Mgr. - 2nd Level	Per 1/4 Hour	NRFCR		\$23.23
65	Comm. Tech - Craft	Per 1/4 Hour	NRFCS		\$19.60
66	CO Manager - 1st Level	Per 1/4 Hour	NRFCF		\$19.72
67	Floor Space Planning - 1st Level	Per 1/4 Hour	NRFCU		\$19.24
68	CONSTRUCTION VISITS				
69	Project Manager - 1st Level	Per 1/4 Hour	NRFCV		\$19.24
70	Colloc. Ser. Mgr. - 2nd Level	Per 1/4 Hour	NRFCZ		\$23.23
71					
72	CLEC-PROVISIONED FACILITIES & EQUIPMENT: CAGELESS				
73	REAL ESTATE				
74	Site Conditioning	Per Frame (Standard Bay=10 sq ft)	S8FWC		\$92.81
75	Safety & Security	Per Frame (Standard Bay=10 sq ft)	S8FWG		\$195.57
76	Floor Space Usage	Per Frame (Standard Bay=10 sq ft)	S8F9C	\$64.21	
77	COMMON SYSTEMS				
78	Common Systems - Cageless	Per Frame (Standard Bay=10 sq ft)	S8FWE	\$9.35	\$760.45
79	PLANNING				

Line	Product Type	Rate Element Description	USOC	Current Monthly Recurring Rate	Current Non-Recurring Rate (Initial)
80	Planning - Central Office	Per Frame (Standard Bay=10 sq ft)	S8GCB	\$1.13	\$75.54
81	Planning	Per Request	NRFCJ		\$4,601.93
82	Planning - Subsequent Inter. Cabling	Per Request	NRFCJ		\$2,267.04
83	Planning - Subsequent Power Cabling	Per Request	NRFCF		\$2,306.10
84	Planning - Subs. Inter./Power Cabling	Per Request	NRFCG		\$2,884.60
85	Planning - Non-Standard	Per Request	NRFCH		\$1,436.00
86	POWER PROVISIONING				
87	Power Panel:				
88	50 Amp	Per Power Panel (CLEC Provided)	NONE		
89	200 Amp	Per Power Panel (CLEC Provided)	NONE		
90	Power Cable and Infrastructure:				
91	Power Cable Rack	Per Four Power Cables or Quad	NONE		
92	2-10 Amp Feeds	Per 2-10 Amp Power Feeds (CLEC Provided)	C1F34	\$0.25	\$48.23
93	2-20 Amp Feeds	Per 2-20 Amp Power Feeds (CLEC Provided)	S8GF1	\$0.25	\$48.23
94	2-30 Amp Feeds	Per 2-30 Amp Power Feeds (CLEC Provided)	C1F35	\$0.25	\$48.23
95	2-40 Amp Feeds	Per 2-40 Amp Power Feeds (CLEC Provided)	C1F36	\$0.25	\$48.23
96	2-50 Amp Feeds	Per 2-50 Amp Power Feeds (CLEC Provided)	S8GF2	\$0.25	\$48.23
97	2-100 Amp Feeds	Per 2-100 Amp Power Feeds (CLEC Provided)	S8GF3	\$0.25	\$48.23
98	Equipment Grounding:				
99	Ground Cable Placement	Per Frame	S8GDB	\$0.33	\$15.32
100	DC POWER AMPERAGE CHARGE				
101	HVAC	Per 10 Amps	S8GCS	\$14.62	
102	Per Amp	Per Amp	S8GCR	\$10.61	
103	CEV, HUT & Cabinets	Per 2 inch mounting space	S8GCT	\$1.27	
104	FIBER CABLE PLACEMENT				
105	Central Office:				
106	Fiber Cable	Per Fiber Cable Sheath (CLEC Vendor Pulls Cable)	S8FQ9	\$4.85	\$809.13
107	Entrance Conduit	Per Fiber Cable Sheath	S8FW5	\$8.76	
108	CEV, HUT & Cabinets:				
109	Fiber Cable Placement	Per Fiber Cable Sheath	S8GDH		\$53.58
110	Entrance Conduit	Per Fiber Cable Sheath	S8GDJ	\$2.61	
111	MISCELLANEOUS & OPTIONAL COST:				
112	MISCELLANEOUS COSTS				
113	Timing Lead	Per Linear Foot	S8F45	\$0.08	\$14.81
114	Bits Timing	Based on two (2) leads per circuit	S8FQT	\$3.58	\$698.82
115	Space Availability Report	Per Premise	NRFCQ		\$168.04
116	Security Access / ID Cards	Per Five Cards	NRFCM		\$123.35
117	Security Access / ID Cards/Expedite	Per Five Cards	NRFCN		\$203.35
118	CAGELESS / POT BAY OPTIONS				
119	Standard Equipment Bay	Each (CLEC Provided)	NONE		
120	Non-Standard Cabinet Bay	Each (CLEC Provided)	NONE		
121	VF/DS0 Termination Panel	Each (CLEC Provided)	NONE		
122	VF/DS0 Termination Module	Each (CLEC Provided)	NONE		
123	DDP-1 Panel	Each (CLEC Provided)	NONE		
124	DDP-1 Jack Access Card	Each (CLEC Provided)	NONE		
125	DS3/STS-1 Interconnect Panel	Each (CLEC Provided)	NONE		
126	DS3 Interconnect Module	Each (CLEC Provided)	NONE		
127	Fiber Optic Splitter Panel	Each (CLEC Provided)	NONE		
128	Fiber Termination Dual Module	Each (CLEC Provided)	NONE		
129	CEV, HUT, CABINET				
130	24 Foot CEV	2 Inch Mounting Space	S8GE3	\$1.64	
131	16 Foot CEV	2 Inch Mounting Space	S8GE4	\$1.77	
132	Maxi-Hut	2 Inch Mounting Space	S8GE1	\$0.77	
133	Mini-Hut	2 Inch Mounting Space	S8GE2	\$1.33	
134	Large Cabinet	2 Inch Mounting Space	S8GEX	\$1.63	
135	Medium Cabinet	2 Inch Mounting Space	S8GEY	\$2.19	
136	Small Cabinet	2 Inch Mounting Space	S8GEZ	\$3.29	
137	INTERCONNECTION COSTS:				
138	ILEC TO CLEC CONNECTION				
139	Voice Grade Arrangement	100 Copper Pairs (CLEC provides cable)	S8F3E	\$3.86	\$156.02
140	Voice Grade Arrangement	100 Shielded Pairs (CLEC provides cable)	S8FWV	\$3.86	\$156.02
141	DS1 Arrangement - DCS	28 DS1 (CLEC provides cable)	S8F2J	\$295.42	\$3,105.79
142	DS1 Arrangement - DSX	28 DS1 (CLEC provides cable)	S8F2P	\$6.07	\$486.89
143	DS3 Arrangement - DCS	1 DS3 (CLEC provides cable)	S8F21	\$115.30	\$1,809.40
144	DS3 Arrangement - DSX	1 DS3 (CLEC provides cable)	S8F25	\$5.69	\$116.67
145	Fiber Arrangement	12 Fiber Pairs (CLEC provides cable)	S8F49	\$3.76	\$495.49
146	CLEC TO CLEC CONNECTION				
147	Cable Racking and Hole for Optical	Per Cable	S8GFE	\$0.82	
148	Cable Racking and Hole for DS1	Per Cable	S8GFF	\$0.57	
149	Cable Racking and Hole for DS3	Per Cable	S8GFG	\$0.50	
150	Route Design		NRFCX		\$424.88
151	Connection for DS1	Per 28 Circuits (CLEC provides cable)	S8GFL	\$0.18	\$0.00
152	Connection for DS3	Per Circuit (CLEC provides cable)	S8GFM	\$0.12	\$0.00
153	Connection for Optical	Per Cable (CLEC provides cable)	S8GFN	\$0.31	\$0.00
154	PROJECT MANAGEMENT				
155	CEV, HUT & CABINET				
156	Project Coordination	Per CLEC Application	NRFCCK		\$631.17
157	TIME SENSITIVE ACTIVITIES				
158	PRE-VISITS				
159	Colloc. Ser. Mgr. - 2nd Level	Per 1/4 Hour	NRFCR		\$23.23
160	Comm. Tech - Craft	Per 1/4 Hour	NRFCS		\$19.60
161	CO Manager - 1st Level	Per 1/4 Hour	NRFCCT		\$19.72
162	Floor Space Planning - 1st Level	Per 1/4 Hour	NRFCU		\$19.24

Line	Product Type	Rate Element Description	USOC	Current Monthly Recurring Rate	Current Non-Recurring Rate (Initial)
163	CONSTRUCTION VISITS				
164	Project Manager - 1st Level	Per 1/4 Hour	NRFCV		\$19.24
165	Colloc. Ser. Mgr. - 2nd Level	Per 1/4 Hour	NRFCZ		\$23.23
166					
167	CLEC-PROVISIONED FACILITIES & EQUIPMENT: CAGED COMMON				
168	REAL ESTATE				
169	Site Conditioning	Per Frame (Standard Bay=10 sq ft)	S8FWC		\$92.81
170	Safety & Security	Per Frame (Standard Bay=10 sq ft)	S8FWG		\$195.57
171	Floor Space Usage	Per Linear Foot	S8GCO	\$24.87	
172	COMMON SYSTEMS				
173	Common Systems - Common	Per Linear Foot	S8GCP	\$3.62	\$294.37
174	PLANNING				
175	Planning - Central Office	Per Linear Foot	S8GCC	\$0.44	\$29.24
176	Planning	Per Request	NRFCJ		\$4,601.93
177	Planning - Subsequent Inter. Cabling	Per Request	NRFCE		\$2,267.04
178	Planning - Subsequent Power Cabling	Per Request	NRFCF		\$2,306.10
179	Planning - Subs. Inter./Power Cabling	Per Request	NRFCG		\$2,884.60
180	Planning - Non-Standard	Per Request	NRFCH		\$1,436.00
181	POWER PROVISIONING				
182	Power Panel:				
183	50 Amp	Per Power Panel (CLEC provides)	NONE		
184	200 Amp	Per Power Panel (CLEC provides)	NONE		
185	Power Cable and Infrastructure:				
186	Power Cable Rack	Per Four Power Cables or Quad	NONE		
187	2-10 Amp Feeds	Per 2-10 Amp Power Feeds (CLEC Provided)	C1F31	\$0.25	\$48.23
188	2-20 Amp Feeds	Per 2-20 Amp Power Feeds (CLEC Provided)	S8GF1	\$0.25	\$48.23
189	2-30 Amp Feeds	Per 2-30 Amp Power Feeds (CLEC Provided)	C1F32	\$0.25	\$48.23
190	2-40 Amp Feeds	Per 2-40 Amp Power Feeds (CLEC Provided)	C1F33	\$0.25	\$48.23
191	2-50 Amp Feeds	Per 2-50 Amp Power Feeds (CLEC Provided)	S8GF2	\$0.25	\$48.23
192	2-100 Amp Feeds	Per 2-100 Amp Power Feeds (CLEC Provided)	S8GF3	\$0.25	\$48.23
193	Equipment Grounding:				
194	Ground Cable Placement	Per Linear Foot	S8GDC	\$0.13	\$5.93
195	DC POWER AMPERAGE CHARGE				
196	HVAC	Per 10 Amps	S8GCS	\$14.62	
197	Per Amp	Per Amp	S8GCR	\$10.61	
198	FIBER CABLE PLACEMENT				
199	Central Office:				
200	Fiber Cable	Per Fiber Cable Sheath (CLEC Vendor Pulls Cable)	S8FQ9	\$4.85	\$809.13
201	Entrance Conduit	Per Fiber Cable Sheath	S8FW5	\$8.76	
202	MISCELLANEOUS & OPTIONAL COST:				
203	MISCELLANEOUS COSTS				
204	Timing Lead	Per Linear Foot	S8F45	\$0.08	\$14.81
205	Bits Timing	Based on two (2) leads per circuit	S8FQT	\$3.58	\$698.82
206	Space Availability Report	Per Premise	NRFCQ		\$168.04
207	Security Access / ID Cards	Per Five Cards	NRFCM		\$123.35
208	Security Access / ID Cards/Expedite	Per Five Cards	NRFCN		\$203.35
209	CAGE COMMON COSTS				
210	Cage Preparation	Per Linear Foot	S8GCJ	\$1.00	\$157.00
211	INTERCONNECTION COSTS:				
212	ILEC TO CLEC CONNECTION				
213	Voice Grade Arrangement	100 Copper Pairs (CLEC provides cable)	S8F3E	\$3.86	\$156.02
214	Voice Grade Arrangement	100 Shielded Pairs (CLEC provides cable)	S8FWV	\$3.86	\$156.02
215	DS1 Arrangement - DCS	28 DS1 (CLEC provides cable)	S8F2J	\$295.42	\$3,105.79
216	DS1 Arrangement - DSX	28 DS1 (CLEC provides cable)	S8F2P	\$6.07	\$486.89
217	DS3 Arrangement - DCS	1 DS3 (CLEC provides cable)	S8F21	\$115.30	\$1,809.40
218	DS3 Arrangement - DSX	1 DS3 (CLEC provides cable)	S8F25	\$5.69	\$116.67
219	Fiber Arrangement	12 Fiber Pairs (CLEC provides cable)	S8F49	\$3.76	\$495.49
220					
221	CLEC-PROVISIONED FACILITIES & EQUIPMENT: VIRTUAL				
222	REAL ESTATE				
223	Site Conditioning	Per Frame	S8FX5		\$92.81
224	Safety & Security	Per Frame	S8FX6		\$195.57
225	Floor Space Usage	Per Frame	S8F62	\$28.91	
226	COMMON SYSTEMS				
227	Common Systems - Standard	Per Frame	S8F64	\$10.75	
228	Common Systems - Non-Standard	Per Cabinet	S8F65	\$19.36	
229	PLANNING				
230	Planning	Per Request	NRM99		\$5,555.76
231	Planning - Subsequent Inter. Cabling	Per Request	NRMA3		\$2,224.49
232	Planning - Subsequent Power Cabling	Per Request	NRMAA		\$2,303.84
233	Planning - Subs. Inter./Power Cabling	Per Request	NRMAX		\$2,882.61
234	POWER PROVISIONING				
235	Power Cable and Infrastructure:				
236	Power Cable Rack	Per Four Power Cables or Quad	NONE		
237	2-10 Amp Feeds	Per 2-10 Amp Power Feeds (CLEC Provided)	C1F37	\$0.52	
238	2-20 Amp Feeds	Per 2-20 Amp Power Feeds (CLEC Provided)	S8GFO	\$0.52	
239	2-30 Amp Feeds	Per 2-30 Amp Power Feeds (CLEC Provided)	C1F38	\$0.52	
240	2-40 Amp Feeds	Per 2-40 Amp Power Feeds (CLEC Provided)	C1F39	\$0.52	
241	2-50 Amp Feeds	Per 2-50 Amp Power Feeds (CLEC Provided)	S8GFP	\$0.52	

Line	Product Type	Rate Element Description	USOC	Current Monthly Recurring Rate	Current Non-Recurring Rate (Initial)
242	Equipment Grounding:				
243	Ground Cable Placement	Per Frame	S8F69	\$0.36	
244	DC POWER AMPERAGE CHARGE				
245	HVAC	Per 10 Amps	S8FXO	\$14.62	
246	Per Amp	Per Amp	S8FXN	\$10.61	
247	CEV, HUT & Cabinets	Per 2 inch mounting space	S8FXP	\$1.27	
248	FIBER CABLE PLACEMENT				
249	Central Office:				
250	Fiber Cable	Per Fiber Cable Sheath	S8F8F	\$11.01	\$1,971.42
251	Entrance Conduit	Per Fiber Cable Sheath	S8F8G	\$8.17	
252	CEV, HUT & Cabinets:				
253	Fiber Cable Placement	Per Fiber Cable Sheath	S8FXQ		\$53.58
254	Entrance Conduit	Per Fiber Cable Sheath	S8FXR	\$2.61	
255	MISCELLANEOUS & OPTIONAL COST:				
256	MISCELLANEOUS COSTS				
257	Timing Lead	Per Linear Foot	S8FXT	\$0.08	\$14.81
258	Bits Timing	Based on two (2) leads per circuit	S8FXS	\$3.58	\$698.82
259	VIRTUAL FRAME OPTIONS				
260	Standard Equipment Bay	Each (CLEC Provided)	NONE		
261	CEV, HUT, CABINET				
262	24 Foot CEV	2 Inch Mounting Space	S8FXZ	\$1.64	
263	16 Foot CEV	2 Inch Mounting Space	S8FY6	\$1.77	
264	Maxi-Hut	2 Inch Mounting Space	S8FXX	\$0.77	
265	Mini-Hut	2 Inch Mounting Space	S8FXY	\$1.33	
266	Large Cabinet	2 Inch Mounting Space	S8FXU	\$1.63	
267	Medium Cabinet	2 Inch Mounting Space	S8FXV	\$2.19	
268	Small Cabinet	2 Inch Mounting Space	S8FXW	\$3.29	
269	INTERCONNECTION COSTS:				
270	I-LEC TO CLEC CONNECTION				
271	Voice Grade Arrangement	100 Copper Pairs (CLEC provides cable)	S8F82	\$3.86	\$225.02
272	Voice Grade Arrangement	100 Shielded Pairs (CLEC provides cable)	S8F83	\$3.86	\$225.02
273	DS1 Arrangement - DCS	28 DS1 (CLEC provides cable)	S8F8X	\$295.42	\$3,496.22
274	DS1 Arrangement - DSX	28 DS1 (CLEC provides cable)	S8F8Y	\$6.07	\$651.13
275	DS3 Arrangement - DCS	1 DS3 (CLEC provides cable)	S8F8Z	\$115.30	\$2,186.12
276	DS3 Arrangement - DSX	1 DS3 (CLEC provides cable)	S8F81	\$5.69	\$204.42
277	Fiber Arrangement	12 Fiber Pairs (CLEC provides cable)	S8F84	\$10.47	\$152.71
278	VIRTUAL TO VIRTUAL CONNECTION				
279	Cable Racking and Hole for Optical	Per Cable	S8FY7	\$0.90	
280	Cable Racking and Hole for DS1	Per Cable	S8FY8	\$0.49	
281	Cable Racking and Hole for DS3	Per Cable	S8FY9	\$0.35	
282	Route Design		NRLWF		\$463.36
283	Connection for DS1	Per 28 Circuits (CLEC provides cable)	S8GFQ	\$0.41	\$0.00
284	Connection for DS3	Per Circuit (CLEC provides cable)	S8GFR	\$0.27	\$0.00
285	Connection for Optical	Per Cable (CLEC provides cable)	S8GFS	\$0.81	\$0.00
286	PROJECT MANAGEMENT				
287	CEV, HUT & CABINET				
288	Project Coordination	Per CLEC Application Augment	NRFCK		\$631.17
289	EQUIPMENT MAINTENANCE AND SECURITY ESCORT				
290	CENTRAL OFFICE TYPE				
291	Staffed CO During Normal Business Hours	Per 1/4 Hour	NRMHK		\$15.15
292	Staffed CO During Outside Normal Business Hours	4 Hour Minimum - Initial	NRMHN		\$242.35
293	Staffed CO During Outside Normal Business Hours	Per 1/4 Hour - Additional	NRMJ7		\$15.15
294	Not Staffed CO/RT During Normal Business Hours	Per 1/4 Hour	NRMJ8		\$15.15
295	Not Staffed CO/RT During Outside Normal Business Hours	4 Hour Minimum - Initial	NRMJ9		\$242.35
296	Not Staffed CO/RT During Outside Normal Business Hours	Per 1/4 Hour - Additional	NRML7		\$15.15
297	CEV, HUT & CABINET				
298	Per Visit	4 Hour Minimum - Initial	NRMJ9		\$242.35
299	Per Visit	Per 1/4 Hour - Additional	NRML7		\$15.15
300	ADDITIONAL LABOR ELEMENTS				
301	TRAINING				
302	Communications Tech	Per 1/2 Hour	NRMCD		\$39.21
303	CO Manager	Per 1/2 Hour	NRME9		\$39.45
304	Power Engineer	Per 1/2 Hour	NRMF9		\$38.47
305	Equipment Engineer	Per 1/2 Hour	NRMHJ		\$38.47
306	EQUIPMENT EVALUATION COST				
307	Equipment Engineer	Per 1/2 Hour	NRMO9		\$38.47
308	TEST AND ACCEPTANCE				
309	Communications Tech	Per 1/2 Hour	NRMP2		\$39.21
310					
311	CLEC-PROVISIONED FACILITIES & EQUIPMENT: ADJACENT ON-SITE				
312	PLANNING				
313	Planning - Initial	Per Request	NRFA1		\$9,268.73
314	Planning - Subsequent	Per Request	NRFA2		\$1,606.77
315	REAL ESTATE				
316	Land Rental	Per Square Foot	S8GEN	\$0.44	
317	POWER PROVISIONING				
318	Power Cable and Infrastructure:				
319	2-100 Amp Feeds	Per 2-100 Amp Power Feeds (CLEC provides cable)	NONE		
320	2-200 Amp Feeds	Per 2-200 Amp Power Feeds (CLEC provides cable)	NONE		
321	2-300 Amp Feeds	Per 2-300 Amp Power Feeds (CLEC provides cable)	NONE		

Line	Product Type	Rate Element Description	USOC	Current Monthly Recurring Rate	Current Non-Recurring Rate (Initial)
322	2-400 Amp Feeds	Per 2-400 Amp Power Feeds (CLEC provides cable)	NONE		
323	AC Service:				
324	Extension of 100 Amp AC Service (Opt.)	Per Request	NRFCW		\$6,447.00
325	AC Usage	Per KWH	S8GEO	\$0.05	
326	DC POWER AMPERAGE CHARGE				
327	Per Amp	Per Amp	S8GCR	\$10.61	
328	FIBER CABLE PLACEMENT				
329	Fiber Installation	Per Fiber Cable Sheath (CLEC Vendor Pulls Cable)	S8GF4	\$2.13	\$488.48
330	Entrance Fiber Racking	Per Rack/Conduit Duct	S8GDG	\$1.55	
331	CABLE RACK				
332	DC Power Cable Rack	Per Rack	S8GEP	\$13.64	\$2,667.22
333	Fiber Cable Rack	Per Rack	S8GEQ	\$20.63	
334	Interconnection Arrangement (Copper) Racking	Per Rack	S8GER	\$30.63	
335	CONDUIT PLACEMENT				
336	DC Power Cable Rack	Per Rack	S8GES		\$7,386.71
337	Fiber Cable Rack	Per Rack	S8GET		\$4,711.89
338	Interconnection Arrangement (Copper) Racking	Per Rack	S8GEU		\$5,545.50
339	INTERCONNECTION COSTS:				
340	ILEC TO CLEC CONNECTION				
341	Voice Grade Arrangement	100 Copper Pairs (CLEC provides cable)	S8F3G	\$3.86	\$156.02
342	Voice Grade Arrangement	100 Shielded Pairs (CLEC provides cable)	S8FVV	\$3.86	\$156.02
343	DS1 Arrangement - DCS	28 DS1 (CLEC provides cable)	S8F2L	\$295.42	\$3,105.79
344	DS1 Arrangement - DSX	28 DS1 (CLEC provides cable)	S8F2R	\$6.07	\$486.89
345	DS3 Arrangement - DCS	1 DS3 (CLEC provides cable)	S8F23	\$115.30	\$1,809.40
346	DS3 Arrangement - DSX	1 DS3 (CLEC provides cable)	S8F27	\$5.69	\$116.67
347	Fiber Arrangement	12 Fiber Pairs (CLEC provides cable)	S8F3N	\$3.76	\$495.49
348					
349	CLEC-PROVISIONED FACILITIES & EQUIPMENT: ADJACENT OFF-SITE				
350	PLANNING				
351	Planning	Per Request	NRFA3		\$1,254.32
352	CONDUIT				
353	Conduit Space	Per Innerduct	S8GEW	\$1.17	
354	INTERCONNECTION COSTS:				
355	ILEC TO CLEC CONNECTION				
356	Voice Grade/DS0 Arrangement	900 DS0 (Hole, Racking, MDF) (CLEC Vendor Pulls and Installs Cable)	S8GF5	\$311.43	
357	DS1 Arrangement - DCS	28 DS1 (Hole, Racking, DCS) (CLEC Vendor Pulls and Installs Cable)	S8GF6	\$439.96	
358	DS1 Arrangement - DSX	28 DS1 (Hole, Racking, DSX) (CLEC Vendor Pulls and Installs Cable)	S8GF7	\$35.03	
359	DS1 Arrangement - MDF	450 DS1 (Hole, Racking, MDF) (CLEC Vendor Pulls and Installs Cable)	S8GF8	\$311.43	
360	Fiber Arrangement	12 Fiber Pairs (Hole, Racking, FDF) (CLEC Vendor Pulls and Installs Cable)	S8GF9	\$9.02	
361					
362	AT&T-PROVISIONED FACILITIES & EQUIPMENT: ADJACENT OFF-SITE				
363	PLANNING				
364	Planning	Per Request	NRFA3		\$1,254.32
365	CONDUIT				
366	Conduit Space	Per Innerduct	S8GEW	\$1.17	
367	INTERCONNECTION COSTS:				
368	ILEC TO CLEC CONNECTION				
369	Voice Grade/DS0 Arrangement	900 DS0	S8GEC	\$311.43	\$485.31
370	DS1 Arrangement - DCS	28 DS1	S8GDO	\$439.96	\$1,830.99
371	DS1 Arrangement - DSX	28 DS1	S8GDT	\$35.03	\$1,830.99
372	DS1 Arrangement - MDF	450 DS1	S8GDU	\$311.43	\$485.31
373	Fiber Arrangement	12 Fiber Pairs (24 Fiber Strands)	S8GEH	\$9.02	\$3,370.20
374					
375	RATES AND CHARGES FOR				
376	COMPLETE SPACE DISCONTINUANCE				
377	Application Fee	Per Request	NRFX1		\$503.95
378	Project Management Fee – Complete Space Discontinuance	Per Request	NRFX2		\$2,883.10
379	Remove Fiber Jumpers	Per linear foot	NRFX3		\$18.79
380	Remove Fiber Cables	Per linear foot	NRFX4		\$14.43
381	Remove VF/DS0 Cable	Per linear foot	NRFX5		\$2.60
382	Remove DS1 Cable	Per linear foot	NRFX6		\$4.89
383	Remove DS3 Cable (Coax)	Per linear foot	NRFX7		\$3.57
384	Remove Timing Cable	Per Request	NRFX8		\$9.64
385	Remove Power Cable-50AMP feed & below	Per linear foot	NRFX9		\$24.76
386	Remove Power Cable-100AMP feed & above	Per linear foot	NRFXA		\$22.73
387	Remove Cage Grounding Material	Each grounding lead & ground bar	NRFXB		\$1,462.85
388	Remove Fiber Entrance Cable	Per cable removal job	NRFXC		\$1,664.00
389	Infrastructure Maps & Records	Per cable removal job	NRFXD		\$104.00
390	Engineering Work Order	Per cable removal job	NRFXE		\$104.00
391	Work Group Information Distribution	Per cable removal job	NRFXF		\$104.00
392	Restore Floor Tile – per Standard Bay	Per Standard Bay	NRFXG		\$71.79
393	Floor Restoration Contractor Trip Charge	Per trip	NRFXH		\$144.63
394	Restore Floor Tile	Per Non-Standard Bay	NRFXJ		\$81.53
395					

Line	Product Type	Rate Element Description	USOC	Current Monthly Recurring Rate	Current Non-Recurring Rate (Initial)
396	RATES AND CHARGES FOR				
397	SPACE REASSIGNMENT/RESTENCILING				
398	Application Fee	Per Request	NRFXX		\$503.95
399	Project Management Fee – Space Reassignment	Per Request	NRFXL		\$2,883.10
400	Restencil DS0/DSL Block	Per 100 pair block	NRFXXM		\$15.33
401	Restencil DS1 Block	Per 28 DS1s	NRFXXN		\$6.02
402	Restencil DS3 Coax Cable	Per cable	NRFXXO		\$4.90
403	Restencil Fiber Cable Block	Per 12 pair cable	NRFXXP		\$91.95
404	Restencil Fiber Jumper Block	Per 4 jumpers	NRFXXQ		\$61.30
405	Restencil Power and tag cables	Per 1-4 feeds	NRFXXR		\$107.28
406	Restencil Timing Source and tag cable	Per cable	NRFXXS		\$122.60
407	Timing Record Book Update	Per element	NRFXXT		\$45.98
408	Interconnection Records Update	Per element	NRFXXU		\$296.61
409	Power Records Update	Per element	NRFXXV		\$355.94
410	Vendor Engineering	Per Space Reassignment job	NRFXXW		\$711.88
411					
412	RATES AND CHARGES FOR				
413	POWER REDUCTION (CABLE REMOVAL)				
414	Application Fee	Per Request	NRFXX		\$503.95
415	Project Management Fee – Power Reduction(cable removal)	Per Request	NRFXXY		\$2,220.45
416	Remove Power Cable-50AMP feed & below	Per linear foot	NRFXXZ		\$24.76
417	Remove Power Cable-100AMP feed & above	Per linear foot	NRFY1		\$22.73
418					
419	RATES AND CHARGES FOR				
420	POWER REDUCTION (REFUSING ONLY)				
421	Application Fee	Per Request	NRFY2		\$503.95
422	Project Management Fee – Power Refusing Only	50AMP A&B feeds & below	NRFY3		\$1,562.80
423	Project Management Fee – Power Refusing Only	100AMP A&B feeds & above	NRFY4		\$2,004.57
424	Power Fuse Reductions on Company BDFB	50AMP A&B feeds & below	NRFY5		\$367.81
425	Restencil Power and tag cables	Per 1-4 feeds	NRFY6		\$107.28
426	Power Records Update	Per element	NRFY7		\$355.94
427	Vendor Engineering	Per Space Reassignment job	NRFY8		\$711.88
428	Power Fuse Reductions on Power Board	100AMP A&B feeds & above	NRFY9		\$490.41
429	Restencil Power and tag cables	Per 1-4 feeds	NRFYA		\$107.28
430	Power Records Update	Per element	NRFYB		\$355.94
431	Vendor Engineering	Per Space Reassignment job	NRFYC		\$711.88
432					
433	RATES AND CHARGES FOR				
434	INTERCONNECTION TERMINATION REDUCTION				
435	Application Fee	Per Request	NRFYD		\$503.95
436	Project Management Fee – Interconnection Cable Reduction	Per Request	NRFYE		\$2,441.33
437	Remove VF/DS0 Cable	Per linear foot	NRFYF		\$2.60
438	Remove DS1 Cable	Per linear foot	NRFYG		\$4.89
439	Remove DS3 Cable (Coax)	Per linear foot	NRFYH		\$3.57
440	Remove Fiber Cables	Per linear foot	NRFYJ		\$14.43
441	Remove Fiber Jumpers	Per linear foot	NRFYK		\$18.79

Line	MICHIGAN - Generic Pricing Schedule /1/	USOC	Monthly Recurring Rate	Non-Recurring Rate (Initial)	Non-Recurring Rate (Additional)
1	NETWORK ELEMENTS				
2	Loops				
3	Loops				
4	2-Wire Analog - Rural (Zone C)	U2HC1	\$ 14.20	See NRC prices below	
5	2-Wire Analog - Suburban (Zone B)	U2HB1	\$ 10.77	See NRC prices below	
6	2-Wire Analog - Metro (Zone A)	U2HAA	\$ 9.13	See NRC prices below	
7	Conditioning for dB Loss				
8	2-Wire Analog - Ground Start, Analog DID/Reverse Battery - Rural (Zone C)	U2WC1	\$ 14.47	See NRC prices below	
9	2-Wire Analog - Ground Start, Analog DID/Reverse Battery - Suburban (Zone B)	U2WB1	\$ 11.05	See NRC prices below	
10	2-Wire Analog - Ground Start, Analog DID/Reverse Battery - Metro (Zone A)	U2WAA	\$ 9.26	See NRC prices below	
11	2-Wire Analog - Ground Start, PBX - Rural (Zone C)	U2JC1	\$ 14.47	See NRC prices below	
12	2-Wire Analog - Ground Start, PBX - Suburban (Zone B)	U2JB1	\$ 11.05	See NRC prices below	
13	2-Wire Analog - Ground Start, PBX - Metro (Zone A)	U2JAA	\$ 9.26	See NRC prices below	
14	2-Wire Analog - COPTS Coin - Rural (Zone C)	U2CC1	\$ 14.72	See NRC prices below	
15	2-Wire Analog - COPTS Coin - Suburban (Zone B)	U2CB1	\$ 11.32	See NRC prices below	
16	2-Wire Analog - COPTS Coin - Metro (Zone A)	U2CAA	\$ 9.45	See NRC prices below	
17	2-Wire Analog - EKL - Rural (Zone C)	U2KC1	\$ 15.88	See NRC prices below	
18	2-Wire Analog - EKL - Suburban (Zone B)	U2KB1	\$ 12.57	See NRC prices below	
19	2-Wire Analog - EKL - Metro (Zone A)	U2KAA	\$ 10.35	See NRC prices below	
20	4-Wire Analog - Rural (Zone C)	U4HC1	\$ 33.16	See NRC prices below	
21	4-Wire Analog - Suburban (Zone B)	U4HB1	\$ 26.66	See NRC prices below	
22	4-Wire Analog - Metro (Zone A)	U4HAA	\$ 21.83	See NRC prices below	
23	2-Wire Digital - Rural (Zone C)	U2QC1	\$ 19.93	See NRC prices below	
24	2-Wire Digital - Suburban (Zone B)	U2QB1	\$ 16.22	See NRC prices below	
25	2-Wire Digital - Metro (Zone A)	U2QAA	\$ 12.66	See NRC prices below	
26	DS1 Loop - Rural (Zone C)	4U1C1	\$ 51.71	See NRC prices below	
27	DS1 Loop - Suburban (Zone B)	4U1B1	\$ 44.01	See NRC prices below	
28	DS1 Loop - Metro (Zone A)	4U1AA	\$ 40.65	See NRC prices below	
29	DS3 Loop - Rural (Zone C)	U4D3C	\$ 479.37	See NRC prices below	
30	DS3 Loop - Suburban (Zone B)	U4D3B	\$ 379.38	See NRC prices below	
31	DS3 Loop - Metro (Zone A)	U4D3A	\$ 321.94	See NRC prices below	
32					
33	DSL Capable Loops				
34	2-Wire xDSL Loop				
35	PSD #1 - 2-Wire xDSL Loop Access Area C - Rural	2SLA3	\$ 17.02	TBD	N/A
36	PSD #1 - 2-Wire xDSL Loop Access Area B - Suburban	2SLA2	\$ 11.42	TBD	N/A
37	PSD #1 - 2-Wire xDSL Loop Access Area A - Metro	2SLA1	\$ 9.51	TBD	N/A
38					
39	PSD #2 - 2-Wire xDSL Loop Access Area C - Rural	2SLC3	\$ 17.02	TBD	N/A
40	PSD #2 - 2-Wire xDSL Loop Access Area B - Suburban	2SLC2	\$ 11.42	TBD	N/A
41	PSD #2 - 2-Wire xDSL Loop Access Area A - Metro	2SLC1	\$ 9.51	TBD	N/A
42					
43	PSD #3 - 2-Wire xDSL Loop Access Area C - Rural	2SLB3	\$ 17.02	See NRC prices below	
44	PSD #3 - 2-Wire xDSL Loop Access Area B - Suburban	2SLB2	\$ 11.42	See NRC prices below	
45	PSD #3 - 2-Wire xDSL Loop Access Area A - Metro	2SLB1	\$ 9.51	See NRC prices below	
46					
47	PSD #4 - 2-Wire xDSL Loop Access Area C - Rural	2SLD3	\$ 17.02	TBD	N/A
48	PSD #4 - 2-Wire xDSL Loop Access Area B - Suburban	2SLD2	\$ 11.42	TBD	N/A
49	PSD #4 - 2-Wire xDSL Loop Access Area A - Metro	2SLD1	\$ 9.51	TBD	N/A
50					
51	PSD #5 - 2-Wire xDSL Loop Access Area C - Rural	UWRA3	\$ 17.02	See NRC prices below	
52	PSD #5 - 2-Wire xDSL Loop Access Area B - Suburban	UWRA2	\$ 11.42	See NRC prices below	
53	PSD #5 - 2-Wire xDSL Loop Access Area A - Metro	UWRA1	\$ 9.51	See NRC prices below	
54					
55	PSD #7 - 2-Wire xDSL Loop Access Area C - Rural	2SLF3	\$ 17.02	TBD	N/A
56	PSD #7 - 2-Wire xDSL Loop Access Area B - Suburban	2SLF2	\$ 11.42	TBD	N/A
57	PSD #7 - 2-Wire xDSL Loop Access Area A - Metro	2SLF1	\$ 9.51	TBD	N/A
58	4-Wire xDSL Loop				
59	PSD #3 - 4-Wire xDSL Loop Access Area C - Rural	4SL13	\$ 32.35	See NRC prices below	
60	PSD #3 - 4-Wire xDSL Loop Access Area B - Suburban	4SL12	\$ 20.96	See NRC prices below	
61	PSD #3 - 4-Wire xDSL Loop Access Area A - Metro	4SL11	\$ 17.51	See NRC prices below	
62	IDSL Capable Loop				
63	IDSL Loop Access Area C - Rural	UY5FC	\$ 19.93	See NRC prices below	
64	IDSL Loop Access Area B - Suburban	UY5FB	\$ 16.22	See NRC prices below	
65	IDSL Loop Access Area A - Metro	UY5FA	\$ 12.66	See NRC prices below	
66					
67	Loop Non-Recurring Charges				
68	Service Order- Initial /2/ /5/ /7/ /8/	SEPUP	N/A	\$ 3.62	N/A
69	Service Order- Disconnect	NR9OE	N/A	\$ 1.77	N/A
70	Service Order- Subsequent	REAH9	N/A	\$ 3.46	N/A
71	Loop Connection /2/ /5/ /7/ /8/	SEPUC	N/A	\$ 20.43	N/A
72	Loop Disconnect	NR9OG	N/A	\$ 6.71	N/A
73	Loop - Record Work Only	NR9UP	N/A	\$ 2.13	N/A
74	DS0 - Service Non-Recurring				
75	Administration Charge, per order - Install /2/ /5/ /7/ /8/	NR9OH	N/A	\$ 3.62	N/A
76	Design and CO Connection Charge, per circuit - Install /2/ /5/ /7/ /8/	NR9OK	N/A	\$ 20.43	N/A
77	Carrier Connection Charge per Termination - Install /2/ /5/ /7/ /8/	NR9ON	N/A	\$ 0.00	N/A
78	Digital Loop Disconnect Service Order	NKCCQM	N/A	\$ 1.77	N/A
79	Digital Loop Disconnect, per Loop	NKCCQN	N/A	\$ 6.71	N/A
80	Cancellation or Change Service Charge-Analog Loop, per last critical date reached	NKCU1	N/A	\$ 0.36	N/A
81	Design Layout Report Date /7/	NR9SO	N/A	\$ 0.00	N/A
82	Records Issue Date /7/	NR9SP	N/A	\$ 0.00	N/A
83	Designed, Verified, and Assigned Date /7/	NR9SQ	N/A	\$ 7.76	N/A
84	Plant Test Date /7/	NR9SR	N/A	\$ 52.27	N/A
85	Cancellation or Change Service Charge-DS0 Loop, per last critical date reached	NKCUA	N/A	\$ 0.36	N/A
86	Design Layout Report Date /7/	NR9SS	N/A	\$ 0.00	N/A
87	Records Issue Date /7/	NR9ST	N/A	\$ 0.00	N/A
88	Designed, Verified, and Assigned Date /7/	NR9SU	N/A	\$ 0.00	N/A
89	Plant Test Date /7/	NR9SV	N/A	\$ 0.00	N/A
90	Due Date Change Charge, per Order, per Occasion				
91	Analog Loop /7/	NR955	N/A	\$ 3.62	N/A

Line	MICHIGAN - Generic Pricing Schedule /1/	USOC	Monthly Recurring Rate	Non-Recurring Rate (Initial)	Non-Recurring Rate (Additional)
92	DS0 Loop /7/	NR956	N/A	\$ 0.26	N/A
93	DS1 - Service Non-Recurring Charges				
94	Administration Charge, per order - Install /2/ /5/ /7/ /8/	NR9OR		\$ 3.54	
95	Service Provisioning Charge, per circuit, Install	NKCU2		\$ 63.95	
96	Administration Charge, per order - Disconnect	NR9OT		\$ 2.13	
97	Service Provisioning Charge, per circuit, Disconnect	NKCU3		\$ 41.42	
98	Cancellation or Change Service Charge - DS1 Loop, per last critical date reached	NKCU4		\$ 2.38	
99	Digital DS1 Loops - Design Layout Report Date	NR95W		\$ 15.04	
100	Digital DS1 Loops - Record Issue Date	NR95X		\$ 15.04	
101	Digital DS1 Loops - Designed, Verified & Assigned Date	NR95Y		\$ 45.33	
102	Digital DS1 Loops - Plant Test Date	NR95Z		\$ 65.75	
103	DS3 - Service Non-Recurring Charges				
104	Administration Charge, per order - Install /2/ /5/ /7/ /8/	NR9OY		\$ 3.54	
105	Service Provisioning Charge, per circuit, Install	NKCU5		\$ 91.29	
106	Administration Charge, per order - Disconnect	NR9OZ		\$ 2.13	
107	Service Provisioning Charge, per circuit, Disconnect	NKCU6		\$ 31.48	
108	Cancellation or Change Service Charge - DS3 Loop, per last critical date reached	NKCU7		\$ 2.38	
109	Digital DS3 Loops - Design Layout Report Date	NR951		\$ 16.05	
110	Digital DS3 Loops - Record Issue Date	NR952		\$ 16.05	
111	Digital DS3 Loops - Designed, Verified & Assigned Date	NR953		\$ 43.27	
112	Digital DS3 Loops - Plant Test Date	NR954		\$ 66.14	
113					
114	Service Coordination Fee, per central office /4/	UFE	\$ 5.39	N/A	N/A
115					
116	LST				
117	Line & Station Transfer (LST) performed on CODSLAM Loop	URCLD	N/A	\$ 151.21	
118					
119	Loop Qualification Process				
120	Loop Qualification Process - Mechanized	NR98U	N/A	\$ 0.00	N/A
121	Loop Qualification Process - Manual	NRBXU	N/A	\$ 0.00	N/A
122					
123	DSL Conditioning				
124	DSL Conditioning Options - >12KFT and < 17.5KFT				
125	Removal of Repeater Options	NRBXV	N/A	\$ 0.00	N/A
126	Removal Bridged Tap Option	NRBXW	N/A	\$ 0.00	N/A
127	Removal of Load Coil	NRBXZ	N/A	\$ 0.00	N/A
128	DSL Conditioning Options - >17.5KFT in addition to the rates for > 12KFT and < 17.5KFT				
129	Removal of Repeater Options	NRBNL	N/A	\$ 0.00	N/A
130	Removal Bridged Tap Option	NRBNK	N/A	\$ 0.00	N/A
131	Removal of Load Coil	NRBNJ	N/A	\$ 0.00	N/A
132	Remove All or NON-Excessive Bridged Tap (RABT) - MMP				
133	Removal of non - excessive bridged tap DSL Loops > 0kft and < 17.5 Kft	NRMRJ		\$ 552.22	
134	Removal of All bridged tap DSL Loops > 12 Kft to 17.5 Kft	NRMRP		\$ 936.67	
135	Removal of non - excessive bridged tap DSL Loops > 17.5 Kft DSL Loops - per element incremental	NRMRS		\$ 552.22	
136					
137	Removal of All bridged tap DSL Loops > 17.5 Kft -per element incremental	NRMRM		\$ 552.22	
138					
139	Cross Connects (for Loops)				
140	2-Wire /4/	CXCT2	\$ 0.13	N/A	N/A
141	4-Wire	CXCT4	\$ 0.27	N/A	N/A
142	DS1/LT1	CXCDX	\$ 16.46	N/A	N/A
143	DS3/LT3	CXCEX	\$ 0.00	N/A	N/A
144	DS3 C.O. Cross-Connect to Collocation	CXCBX	\$ 0.00	N/A	N/A
145					
146	DS1 Interoffice Mileage Per Point of Termination				
147	Zone 1	CZ4X1	\$ 12.39		
148	Zone 2	CZ4X2	\$ 12.28		
149	Zone 3	CZ4X3	\$ 13.17		
150	Interzone	CZ4XZ	\$ 13.36		
151	DS1 Interoffice Mileage Per Mile				
152	Zone 1	1YZX1	\$ 0.69		
153	Zone 2	1YZX2	\$ 0.77		
154	Zone 3	1YZX3	\$ 0.50		
155	Interzone	1YZXZ	\$ 0.20		
156	DS1 Clear Channel Capability - Per DS1 Circuit Arranged				
157	All Zones Connect	CLYX1-X3		\$ 75.28	
158	All Zones Disconnect	PENDING		\$ 0.00	
159					
160	DS1 Interoffice NRC (Connect + Disconnect)				
161	Connect Zone 1 per circuit	NKCU8		\$ 57.80	
162	Connect Zone 2 per circuit	NKCU8		\$ 57.80	
163	Connect Zone 3 per circuit	NKCU8		\$ 57.80	
164	Disconnect Zone 1 per circuit	NKCU9		\$ 22.70	
165	Disconnect Zone 2 per circuit	NKCU9		\$ 22.70	
166	Disconnect Zone 3 per circuit	NKCU9		\$ 22.70	
167					
168	DS1 UDT Installation and Rearrangement - Admin. Charge, Connect, Per Order	ORCMX		\$ 3.14	
169	EELS Installation and Rearrangement - Admin. Charge, Disconnect, Per Order	NR9OT		\$ 2.13	
170					
171	DS3 Interoffice Mileage Termination - Per Point of Termination				
172	Zone 1	CZ4W1	\$ 129.82		
173	Zone 2	CZ4W2	\$ 114.98		
174	Zone 3	CZ4W3	\$ 110.02		
175	Interzone	CZ4WZ	\$ 121.50		
176	DS3 Interoffice Mileage - Per Mile				
177	Zone 1	1YZB1	\$ 6.20		
178	Zone 2	1YZB2	\$ 3.84		
179	Zone 3	1YZB3	\$ 9.52		
180	Interzone	1YZBZ	\$ 3.73		
181					
182	DS3 Interoffice NRC (Connect + Disconnect)				

Line	MICHIGAN - Generic Pricing Schedule /1/	USOC	Monthly Recurring Rate	Non-Recurring Rate (Initial)	Non-Recurring Rate (Additional)
183	Connect Zone 1 per circuit	NKCUE		\$ 74.59	
184	Connect Zone 2 per circuit	NKCUE		\$ 74.59	
185	Connect Zone 3 per circuit	NKCUE		\$ 74.59	
186	Disconnect Zone 1 per circuit	NKCUF		\$ 22.70	
187	Disconnect Zone 2 per circuit	NKCUF		\$ 22.70	
188	Disconnect Zone 3 per circuit	NKCUF		\$ 22.70	
189					
190	DS3 Installation and Rearrangement - Admin. Charge, Connect, Per Order	ORCMX		\$ 3.14	
191	Installation and Rearrangement - Admin. Charge, Disconnect, Per Order	NRBCL		\$ 2.13	
192					
193	Multiplexing				
194	DS1 to Voice Grade All Zones, Per Arrangement	QMVX1-X3	\$ 280.24	N/A	N/A
195	DS3 to DS1 All Zones, Per Arrangement	QM3X1-X3	\$ 414.55	N/A	N/A
196					
197	Dedicated Transport Cross Connects				
198	DS1	CXCDX	\$ 6.89	N/A	N/A
199	DS3	CXCEX	\$0.00	N/A	N/A
200	Cancellation or Change Service Charge, per Last Critical Date Reached				
201	DS1				
202	Service Order Portion to be applied to each critical date below	NKCUL		\$ 2.07	
203	Design Lay Out Report Date	NR95W		\$ 21.09	
204	Records Issue Date	NR95X		\$ 21.09	
205	Designed Verified and Assigned Date	NR95Y		\$ 31.63	
206	Plant Test Date	NR95Z		\$ 59.16	
207	DS3 Service Order Portion to be applied to each critical date below	NKCUM	N/A	\$ 2.07	N/A
208	Design Lay Out Report Date	NR951	N/A	\$ 20.38	N/A
209	Records Issue Date	NR952	N/A	\$ 20.97	N/A
210	Designed Verified and Assigned Date	NR953	N/A	\$ 53.61	N/A
211	Plant Test Date	NR954	N/A	\$ 76.53	N/A
212					
213	Due Date Change Charge Per Order or Occasion				
214	DS1	NR957	N/A	\$ 0.43	N/A
215	DS3	NR958	N/A	\$ 0.43	N/A
216					
217	Special Access to UNE Conversion				
218	Channelized DS1 without mileage design and coordination	NKCUU	N/A	\$ 4.34	N/A
219	Channelized DS1 - Design and Coordination (with Mileage)	NKCUU	N/A	\$ 4.34	N/A
220	Non-channelized DS1 without mileage design and coordination	NKCUR	N/A	\$ 1.13	N/A
221	Non-channelized DS1 facility with mileage design and coordination	NKCUR	N/A	\$ 1.13	N/A
222	Channelized DS3 with mileage design and coordination	NKCUO	N/A	\$ 4.42	N/A
223	Non-channelized DS3 facility with mileage design and coordination	NKCUQ	N/A	\$ 1.13	N/A
224	Non-Channelized DS3 Design and Coordination without mileage	NKCUQ	N/A	\$ 1.13	N/A
225	Channelized DS3 without mileage design and coordination	NKCUT	N/A	\$ 4.52	N/A
226	Project administration charge per service order	NKCUY	N/A	\$ 4.30	N/A
227					
228	Dark Fiber				
229	Dark Fiber Interoffice				
230	Dark Fiber Interoffice Termination (Per Termination per Fiber)	ULYCX	\$ 25.34	N/A	N/A
231	Dark Fiber Interoffice Mileage (Per Fiber per Foot)	ULNCF	\$ 0.002196	N/A	N/A
232	Dark Fiber Interoffice Cross Connect (Per Termination per Fiber)	UKCJX	\$ 2.11	N/A	N/A
233	Inquiry (Per Request)				
234	Dark Fiber Interoffice Transport - NRC	NR9D6	N/A	\$ 338.03	N/A
235	Interoffice inquiry (Service Order) Charge, per request	NKCUN	N/A	\$ 2.33	N/A
236	FIRM ORDER (Per Fiber Strand)				
237	Installation				
238	Administrative per Order	NRB51	N/A	\$ 14.35	N/A
239	Dark Fiber Interoffice Transport - NRC	NRB54	N/A	\$ 466.62	N/A
240	Disconnect				
241	Administrative per Order	NR9H2	N/A	\$ 14.12	N/A
242	Dark Fiber Interoffice Transport - NRC	NR9H5	N/A	\$ 137.30	N/A
243					
244	Routine Modifications				
245	Routine Modifications of Existing Facilities Charge	N3RUE	N/A	ICB	N/A
246					
247	LNP				
248	Local Number Portability /9/	NSR	\$0.00	N/A	
249	Maintenance of Service Charge	VRP	N/A	\$ 71.00	
250					
251	OTHER				
252	Directory Assistance				
253	Directory Assistance, per call	OPEN	\$ 0.40	N/A	N/A
254	National Directory Assistance (NDA), per call	OPEN	\$ 0.65	N/A	
255	National Directory Assistance (RDA), per call	OPEN	\$ 0.65	N/A	
256	Business Category Search (BCS) where applicable, per call	OPEN	\$ 0.65	N/A	
257	Directory Assistance Call Completion (DACC), per call	OPEN	\$ 0.15	N/A	
258					
259	OS/DA Automated Call Greeting and References/Rates			N/A	
260	Branding - Other - Initial/Subsequent Load, per switch, per OCN	OPEN		\$ 1,800.00	\$ 1,800.00
261	Branding and Reference/Rate Look Up, per OS/DA call	OPEN	\$ 0.03		N/A
262	Branding - Facility Based - Initial/Subsequent Load				
263	- Branding, per trunk group	OPEN		\$ 800.00	\$ 800.00
264	Rate Reference - Initial Load, per state, per OCN	OPEN		\$ 5,000.00	
265	Rate Reference - Subsequent Load, per state, per OCN	OPEN		N/A	\$ 1,500.00
266					
267	Operator Services				
268	Fully Automated Call Processing, per call	OPEN	\$ 0.15	N/A	N/A
269	Operator Assisted Call Processing - All Types (Including Busy Line Verify (BLV) and Busy Line Verification/Interrupt (BLVI)) per work second	OPEN	\$ 0.03	N/A	N/A
270					
271					
272	DA LISTING				
273	- per listing for initial load	OPEN		\$ 0.040	N/A

Line	MICHIGAN - Generic Pricing Schedule /1/	USOC	Monthly Recurring Rate	Non-Recurring Rate (Initial)	Non-Recurring Rate (Additional)
274	- per listing for subsequent updates	OPEN	\$ 0.060	N/A	N/A
275					
276	Ancillary Message Compensation (per message)	OPEN	\$ 0.03	N/A	N/A
277					
278	Non Intercompany Settlement (NICS) Billing Charge (Per Message)	Not Applicable	\$ 0.05		
279					
280	Structure Access - Poles & Ducts		Annually		
281	Poles (\$/attachment/yr.)* ##	OPEN	\$ 1.57		
282	Per Foot Conduit Occupancy Fees ##	OPEN			
283	Full Duct (\$/ft/yr.)	OPEN	\$ 0.76		
284	Half Duct (\$/ft/yr)	OPEN	\$ 0.38		
285	Application fee	OPEN		\$ 200.00	
286	Unauthorized Attachment Fee			\$ 500.00	Per Pole
287	Unauthorized Occupancy Fee			\$ 50.00	Per Conduit Foot
288					
289	*For (1) each one foot of usable space, or fraction thereof, occupied and (2) each additional				
290	one foot of space, or fraction thereof, rendered unusable by the attachment's presence.				
291					
292	## Note: All pole and conduit license fees are for a period of one year from January 1 thru December				
293	31, effective January 1, 2005 and billable semi-annually in advance in January and July of each year.				
294	New rates will be communicated to CLEC no later than November 1st for the succeeding year.				
295	Emergency Number Service Access				
296	911 Selective Router Interconnection				
297	-Each DSO installed				
298	-Analog Channel Interface	EVG9X	\$ 19.81		\$ 496.18
299	ANI/ALI/SR and Database Management				
300	- Per 100 records, rounded up to nearest 100	9S89X	\$ 3.93		\$0.00
301	911 Selective Router Switch Administration				
302	-Per Selective Router				
303	INTERCARRIER COMPENSATION				
304	End Office Local Termination				
305	Set up charge, per call	USAGE	\$ 0.000622		
306	Duration charge, per MOU	USAGE	\$ 0.000521		
307	Tandem Switching				
308	Set up charge, per call	USAGE	\$ 0.000322		
309	Duration charge, per MOU	USAGE	\$ 0.000337		
310	Tandem Transport Termination				
311	Set up charge, per call	USAGE	\$ 0.000077		
312	Duration charge, per MOU	USAGE	\$ 0.000081		
313	Tandem Transport Facility Mileage, per MOU per mile	USAGE	\$ 0.000001		
314					
315	Rate for Presumed ISP-bound Traffic as per FCC 01-131		\$ 0.0007		
316					
317					
318	BONA FIDE REQUEST				
319	Deposit			\$2,000.00	
320					
321	RESALE				
322	BUSINESS				
323	LOCAL EXCHANGE SERVICE				
324	Business 1 Party	RESALE	16.62%	16.62%	
325	Business - Measured	RESALE	16.62%	16.62%	
326	Customer Operated Pay Telephone (COPT)	RESALE	N/A	16.62%	
327					
328	EXPANDED LOCAL CALLING				
329	Interzone	RESALE	16.62%	16.62%	
330					
331	VERTICAL SERVICES				
332	Anonymous Call Rejection	RESALE	16.62%	16.62%	
333	Repeat Dialing (Auto Redial)	RESALE	16.62%	16.62%	
334	Repeat Dialing-Per Use (Auto Redial - Usage Sensitive)	RESALE	16.62%	16.62%	
335	Call Blocker	RESALE	16.62%	16.62%	
336	Call Forwarding	RESALE	16.62%	16.62%	
337	Call Forwarding - Busy Line	RESALE	16.62%	16.62%	
338	Call Forwarding - Busy Line/Don't Answer	RESALE	16.62%	16.62%	
339	Call Forwarding - Don't Answer	RESALE	16.62%	16.62%	
340	Automatic CallBack (Call Return)	RESALE	16.62%	16.62%	
341	Automatic CallBack-Per Use (Call Return - Usage Sensitive)	RESALE	16.62%	16.62%	
342	Call Trace	RESALE	16.62%	16.62%	
343	Call Waiting	RESALE	16.62%	16.62%	
344	Caller ID With Name (Calling Name)	RESALE	16.62%	16.62%	
345	Caller ID (Calling Number)	RESALE	16.62%	16.62%	
346	MultiRing Service - 1 (Personalized Ring - 1 Dependent Number)	RESALE	16.62%	16.62%	
347	MultiRing Service - 2 (Personalized Ring - 2 Dependent Numbers)	RESALE	16.62%	16.62%	
348	Remote Access to Call Forwarding (Grandfathered)	RESALE	0%	0%	
349	Selective Call Forwarding	RESALE	0%	0%	
350	Multi-Path Call Forwarding (Simultaneous Call Forwarding)	RESALE	16.62%	16.62%	
351	Remote Call Forwarding-Per Feature	RESALE	16.62%	16.62%	
352	RCF, Interstate, Interexchange	RESALE	16.62%	16.62%	
353	RCF, Intrastate	RESALE	16.62%	16.62%	
354	RCF, Interstate, International	RESALE	16.62%	16.62%	
355	RCF, Intrastate, Interexchange	RESALE	16.62%	16.62%	
356	RCF to 800	RESALE	16.62%	16.62%	
357	RCF Additional	RESALE	16.62%	16.62%	
358	Speed Calling 8	RESALE	16.62%	16.62%	
359	Speed Calling 30	RESALE	16.62%	16.62%	
360	Three Way Calling	RESALE	16.62%	16.62%	

Line	MICHIGAN - Generic Pricing Schedule /1/	USOC	Monthly Recurring Rate	Non-Recurring Rate (Initial)	Non-Recurring Rate (Additional)
361	Call Screening	RESALE	16.62%	16.62%	
362	Busy Line Transfer	RESALE	16.62%	16.62%	
363	Alternate Answer	RESALE	16.62%	16.62%	
364	Message Waiting - Tone	RESALE	16.62%	16.62%	
365	Easy Call	RESALE	16.62%	16.62%	
366	Prime Number Service	RESALE	16.62%	16.62%	
367	AT&T Michigan Privacy Manager	RESALE	16.62%	16.62%	
368	Name and Number Delivery Service	RESALE	16.62%	16.62%	
369					
370	DID				
371	DID	RESALE	16.62%	16.62%	
372					
373	TRUNKS				
374	Trunk	RESALE	16.62%	16.62%	
375					
376	AIN				
377	Area Wide Networking	RESALE	16.62%	16.62%	
378	AT&T Michigan Switch Alternate Routing (ANSAR)	RESALE	16.62%	16.62%	
379	AT&T Michigan Customer Location Alternate Routing (ACLAR)	RESALE	16.62%	16.62%	
380					
381	OTHER				
382	Grandfathered Services	RESALE	0.00%	0.00%	
383	Promotions (Greater than 90 days)	RESALE	16.62%	16.62%	
384	TouchTone (Business)	RESALE	16.62%	16.62%	
385	TouchTone (Trunk)	RESALE	16.62%	16.62%	
386	900/976 Call Blocking (900/976 Call Restriction)	RESALE	0%	0%	
387	976 (976 Information Delivery Service)	RESALE	0%	0%	
388	Access Services (See Current Access Tariff)	RESALE	0%	0%	
389	Additional Directory Listings	RESALE	16.62%	16.62%	
390	Carrier Disconnect Service (Company Initiated Suspension Service)	RESALE	0%	0%	
391	Connection Services	RESALE	16.62%	16.62%	
392	Premise Services/Line Backer (Maintenance of Service Charges)	RESALE	0%	0%	
393	Shared Tenant Service	RESALE	0%	0%	
394					
395	Data Services				
396	Gigabit Ethernet Metropolitan Area Network (GigaMAN)	RESALE	16.62%	16.62%	
397	PBX Trunks	RESALE	16.62%	16.62%	
398	Multi-Service Optical Network (MON)	RESALE	16.62%	16.62%	
399	OCn-PTP	RESALE	16.62%	16.62%	
400	ADTS-E	RESALE	16.62%	16.62%	
401	DS0	RESALE	16.62%	16.62%	
402	DS1	RESALE	16.62%	16.62%	
403	DS3	RESALE	16.62%	16.62%	
404					
405	ISDN				
406	ISDN	RESALE	16.62%	16.62%	
407					
408	DIRECTORY ASSISTANCE SERVICES				
409	Directory Assistance Services	RESALE	16.62%	N/A	
410	Local Operator Assistance Service	RESALE	16.62%	N/A	
411					
412	National Directory Assistance (NDA), per call	OPEN	\$ 0.65	N/A	
413	National Directory Assistance (RDA), per call	OPEN	\$ 0.65	N/A	
414	Business Category Search (BCS) where applicable, per call	OPEN	\$ 0.65	N/A	
415	Directory Assistance Call Completion (DACC), per call	OPEN	\$ 0.15	N/A	
416					
417	Branding - Other - Initial/Subsequent Load, per switch, per OCN	OPEN		\$ 1,800.00	\$ 1,800.00
418	Branding and Reference/Rate Look Up, per OS/DA call	OPEN	\$ 0.03		N/A
419	Rate Reference - Initial Load, per state, per OCN	OPEN		\$ 5,000.00	
420	Rate Reference - Subsequent Load, per state, per OCN	OPEN		N/A	\$ 1,500.00
421					
422	TOLL				
423	TOLL	RESALE	16.62%	16.62%	
424					
425	OPTIONAL TOLL CALLING PLANS				
426	Optional Toll Calling Plans	RESALE	16.62%	16.62%	
427					
428	CENTREX (PLEXAR)				
429	AT&T Michigan Centrex Service ACS	RESALE	16.62%	16.62%	
430	AT&T Michigan Centrex Network Manager	RESALE	0%	0%	
431					
432	PRIVATE LINE				
433	Analog Private Lines	RESALE	16.62%	16.62%	
434	Private Line Channel Services	RESALE	16.62%	16.62%	
435					
436	RESIDENCE				
437	LOCAL EXCHANGE SERVICE				
438	Life Line	RESALE	0%	0%	
439	Residence 1 Party	RESALE	16.62%	16.62%	
440	Residence Measured	RESALE	16.62%	16.62%	
441					
442	EXPANDED LOCAL CALLING				
443	Interzone	RESALE	16.62%	16.62%	
444					
445	VERTICAL SERVICES				
446	Anonymous Call Rejection	RESALE	16.62%	16.62%	
447	Repeat Dialing (Auto Redial)	RESALE	16.62%	16.62%	
448	Repeat Dialing -Per Use (Auto Redial - Usage Sensitive)	RESALE	16.62%	16.62%	
449	Call Blocker	RESALE	16.62%	16.62%	
450	Call Forwarding	RESALE	16.62%	16.62%	
451	Call Forwarding - Busy Line	RESALE	16.62%	16.62%	
452	Call Forwarding - Busy Line/Don't Answer	RESALE	16.62%	16.62%	

Line	MICHIGAN - Generic Pricing Schedule /1/	USOC	Monthly Recurring Rate	Non-Recurring Rate (Initial)	Non-Recurring Rate (Additional)
453	Call Forwarding - Don't Answer	RESALE	16.62%	16.62%	
454	Automatic Call-Back (Call Return)	RESALE	16.62%	16.62%	
455	Automatic Call-Back Per Use (Call Return - Usage Sensitive)	RESALE	16.62%	16.62%	
456	Call Trace	RESALE	16.62%	16.62%	
457	Call Waiting	RESALE	16.62%	16.62%	
458	Caller ID with Name (Calling Name)	RESALE	16.62%	16.62%	
459	Caller ID (Calling Number)	RESALE	16.62%	16.62%	
460	Multi-Ring Service - 1 (Personalized Ring- 1 dependent number)	RESALE	16.62%	16.62%	
461	Multi-Ring Service - 2 (Personalized Ring - 2 dependent numbers - 1st dependent number)	RESALE	16.62%	16.62%	
462	Priority Call	RESALE	16.62%	16.62%	
463	Remote Access to Call Forwarding (GF)	RESALE	0%	0%	
464	RCF, Interstate, Interexchange	RESALE	16.62%	16.62%	
465	RCF, Intrastate	RESALE	16.62%	16.62%	
466	RCF, Interstate, International	RESALE	16.62%	16.62%	
467	RCF, Intrastate, Interexchange	RESALE	16.62%	16.62%	
468	RCF to 800	RESALE	16.62%	16.62%	
469	RCF Additional	RESALE	16.62%	16.62%	
470	Selective Call Forwarding	RESALE	16.62%	16.62%	
471	Speed Calling 8	RESALE	16.62%	16.62%	
472	Three Way Calling	RESALE	16.62%	16.62%	
473	Call Screening	RESALE	16.62%	16.62%	
474	Busy Line Transfer	RESALE	16.62%	16.62%	
475	Alternate Answer	RESALE	16.62%	16.62%	
476	Message Waiting - Tone	RESALE	16.62%	16.62%	
477	Easy Call	RESALE	16.62%	16.62%	
478	AT&T Michigan Privacy Manager	RESALE	16.62%	16.62%	
479	Name and Number Delivery Service	RESALE	16.62%	16.62%	
480					
481	ISDN				
482	ISDN	RESALE	16.62%	16.62%	
483					
484	OTHER				
485	Grandfathered Services	RESALE	0%	0%	
486	Promotions (Greater than 90 Days)	RESALE	16.62%	16.62%	
487	TouchTone	RESALE	16.62%	16.62%	
488	Home Services Packages	RESALE	16.62%	16.62%	
489	900/976 Call Blocking (900/976 Call Restriction)	RESALE	0%	0%	
490	976 (976 Information Delivery Service)	RESALE	0%	0%	
491	Access Services (See Current Access Tariff)	RESALE	0%	0%	
492	Additional Directory Listings	RESALE	16.62%	16.62%	
493	Carrier Disconnect Service (Company Initiated Suspension Service)	RESALE	0%	0%	
494	Connection Services	RESALE	16.62%	16.62%	
495	Premise Services/Line Backer (Maintenance of Service Charges)	RESALE	0%	0%	
496	Shared Tenant Service	RESALE	0%	0%	
497	Restoral of Service Charge	RESALE		Current Tariff 20 Part 22 Section 2	
498					
499	TOLL				
500	Toll	RESALE	16.62%	16.62%	
501					
502	Electronic Billing Information Data (daily usage)				
503	per message	RESALE	\$0.00		
504					
505	Line Connection Charge				
506	Residence	RESALE		Current Tariff 20 Part 22 Section 2	
507	Business	RESALE		Current Tariff 20 Part 22 Section 2	
508	Service Order/Service Request Charge				
509	Residence	RESALE		Current Tariff 20 Part 22 Section 2	
510	Business	RESALE		Current Tariff 20 Part 22 Section 2	
511	Non-Electronic (Manual) Service Order Charge				
512	Residence	RESALE		Current Tariff 20 Part 22 Section 2	
513	Business	RESALE		Current Tariff 20 Part 22 Section 2	
514					
515	Notes				
516					
517	/2/ Does not apply to pre-existing UNE-P Currently Combined Installations.				
518	/3/ Only applies to pre-existing UNE-P Migrations.				
519	/4/ Applies only once per UNE-P Combination.				
520	/5/ Does not apply to Special Access to UNE conversions.				
521	/6/ Does not apply to new UNE-P installations.				
522	/7/ Does not apply to new EEL installations.				
523	/8/ Does not apply to pre-existing UNE-P Migrations.				
524	* The Parties acknowledge and agree that the rates set forth are interim and subject to true-up pending state established rates.				

	A	B	C	D	E	F
1	Line	Product Type	Rate Element Description	USOC	Current Monthly Recurring Rate	Current Non-Recurring Rate (Initial)
2	1	CLEC-PROVISIONED FACILITIES & EQUIPMENT: CAGED				
3	2	REAL ESTATE				
4	3	Site Conditioning	Per Sq. Ft. of space used by CLEC	S8FWB		\$9.28
5	4	Safety & Security	Per Sq. Ft. of space used by CLEC	S8F4N		\$19.56
6	5	Floor Space Usage	Per Sq. Ft. of space used by CLEC	S8F4L	\$5.97	
7	6	COMMON SYSTEMS				
8	7	Common Systems - Cage	Per Sq. Ft. of space used by CLEC	S8F4A	\$0.44	\$59.86
9	8	PLANNING				
10	9	Planning - Central Office	Per Sq. Ft. of space used by CLEC	S8GCA	\$0.09	\$7.55
11	10	Planning	Per Request	NRFCF		\$5,244.43
12	11	Planning - Subsequent Inter. Cabling	Per Request	NRFCF		\$2,267.04
13	12	Planning - Subsequent Power Cabling	Per Request	NRFCF		\$2,306.10
14	13	Planning - Subs. Inter./Power Cabling	Per Request	NRFCG		\$2,884.60
15	14	Planning - Non-Standard	Per Request	NRFCF		\$1,436.00
16	15	POWER PROVISIONING				
17	16	Power Panel:				
18	17	50 Amp	Per Power Panel (CLEC Provided)	NONE		
19	18	200 Amp	Per Power Panel (CLEC Provided)	NONE		
20	19	Power Cable and Infrastructure:				
21	20	Power Cable Rack	Per Four Power Cables or Quad	NONE		
22	21	2-10 Amp Feeds	Per 2-10 Amp Power Feeds (CLEC Provided)	C1F31	\$0.25	\$48.23
23	22	2-20 Amp Feeds	Per 2-20 Amp Power Feeds (CLEC Provided)	S8GF1	\$0.25	\$48.23
24	23	2-30 Amp Feeds	Per 2-30 Amp Power Feeds (CLEC Provided)	C1F32	\$0.25	\$48.23
25	24	2-40 Amp Feeds	Per 2-40 Amp Power Feeds (CLEC Provided)	C1F33	\$0.25	\$48.23
26	25	2-50 Amp Feeds	Per 2-50 Amp Power Feeds (CLEC Provided)	S8GF2	\$0.25	\$48.23
27	26	2-100 Amp Feeds	Per 2-100 Amp Power Feeds (CLEC Provided)	S8GF3	\$0.25	\$48.23
28	27	Equipment Grounding:				
29	28	Ground Cable Placement	Per Sq. Ft. of space used by CLEC	S8FCR	\$0.03	\$0.92
30	29	DC POWER AMPERAGE CHARGE				
31	30	HVAC	Per 10 Amps	S8GCS	\$14.62	
32	31	Per Amp	Per Amp	S8GCR	\$10.61	
33	32	FIBER CABLE PLACEMENT				
34	33	Central Office:				
35	34	Fiber Cable	Per Fiber Cable Sheath (CLEC Vendor Pulls Cable)	S8FQ9	\$4.85	\$809.13
36	35	Entrance Conduit	Per Fiber Cable Sheath	S8FW5	\$8.76	
37	36	MISCELLANEOUS & OPTIONAL COST:				
38	37	MISCELLANEOUS COSTS				
39	38	Timing Lead	Per Linear Foot	S8F45	\$0.08	\$14.81
40	39	Bits Timing	Based on two (2) leads per circuit	S8FQT	\$3.58	\$698.82
41	40	Space Availability Report	Per Premise	NRFCQ		\$168.04
42	41	Security Access / ID Cards	Per Five Cards	NRFCM		\$123.35
43	42	Security Access / ID Cards/Expedite	Per Five Cards	NRFCN		\$203.35
44	43	CAGE COMMON COSTS				
45	44	AC Circuit Placement	Per Sq. Ft. (CLEC provides cage)	NRL60		\$5.29
46	45	INTERCONNECTION COSTS:				
47	46	ILEC TO CLEC CONNECTION				
48	47	Voice Grade Arrangement	100 Copper Pairs (CLEC provides cable)	S8F48	\$3.86	\$156.02
49	48	Voice Grade Arrangement	100 Shielded Pairs (CLEC provides cable)	S8FWU	\$3.86	\$156.02
50	49	DS1 Arrangement - DCS	28 DS1 (CLEC provides cable)	S8FQM	\$295.42	\$3,105.79
51	50	DS1 Arrangement - DSX	28 DS1 (CLEC provides cable)	S8F46	\$6.07	\$486.89
52	51	DS3 Arrangement - DCS	1 DS3 (CLEC provides cable)	S8F47	\$115.30	\$1,809.40
53	52	DS3 Arrangement - DSX	1 DS3 (CLEC provides cable)	S8FQN	\$5.69	\$116.67
54	53	Fiber Arrangement	12 Fiber Pairs (CLEC provides cable)	S8FQR	\$3.58	\$698.82
55	54	CLEC TO CLEC CONNECTION				
56	55	Cable Racking and Hole for Optical	Per Cable	S8GFE	\$0.82	
57	56	Cable Racking and Hole for DS1	Per Cable	S8GFF	\$0.57	
58	57	Cable Racking and Hole for DS3	Per Cable	S8GFG	\$0.50	
59	58	Route Design		NRFCX		\$424.88
60	59	Connection for DS1	Per 28 Circuits (CLEC provides cable)	S8GFH	\$0.18	
61	60	Connection for DS3	Per Circuit (CLEC provides cable)	S8GFJ	\$0.12	
62	61	Connection for Optical	Per Cable (CLEC provides cable)	S8GFK	\$0.31	
63	62	TIME SENSITIVE ACTIVITIES				
64	63	PRE-VISITS				
65	64	Colloc. Ser. Mgr. - 2nd Level	Per 1/4 Hour	NRFCR		\$23.23
66	65	Comm. Tech - Craft	Per 1/4 Hour	NRFCS		\$19.60
67	66	CO Manager - 1st Level	Per 1/4 Hour	NRFCF		\$19.72
68	67	Floor Space Planning - 1st Level	Per 1/4 Hour	NRFCU		\$19.24
69	68	CONSTRUCTION VISITS				
70	69	Project Manager - 1st Level	Per 1/4 Hour	NRFCV		\$19.24
71	70	Colloc. Ser. Mgr. - 2nd Level	Per 1/4 Hour	NRFCZ		\$23.23
72	71					
73	72	CLEC-PROVISIONED FACILITIES & EQUIPMENT: CAGELESS				
74	73	REAL ESTATE				
75	74	Site Conditioning	Per Frame (Standard Bay=10 sq ft)	S8FWC		\$92.81
76	75	Safety & Security	Per Frame (Standard Bay=10 sq ft)	S8FWG		\$195.57
77	76	Floor Space Usage	Per Frame (Standard Bay=10 sq ft)	S8F9C	\$64.21	
78	77	COMMON SYSTEMS				
79	78	Common Systems - Cageless	Per Frame (Standard Bay=10 sq ft)	S8FWE	\$9.35	\$760.45

	A	B	C	D	E	F
1	Line	Product Type	Rate Element Description	USOC	Current Monthly Recurring Rate	Current Non-Recurring Rate (Initial)
80	79	PLANNING				
81	80	Planning - Central Office	Per Frame (Standard Bay=10 sq ft)	S8GCB	\$1.13	\$75.54
82	81	Planning	Per Request	NRFCJ		\$4,601.93
83	82	Planning - Subsequent Inter. Cabling	Per Request	NRFCF		\$2,267.04
84	83	Planning - Subsequent Power Cabling	Per Request	NRFCF		\$2,306.10
85	84	Planning - Subs. Inter./Power Cabling	Per Request	NRFCG		\$2,884.60
86	85	Planning - Non-Standard	Per Request	NRFCF		\$1,436.00
87	86	POWER PROVISIONING				
88	87	Power Panel:				
89	88	50 Amp	Per Power Panel (CLEC Provided)	NONE		
90	89	200 Amp	Per Power Panel (CLEC Provided)	NONE		
91	90	Power Cable and Infrastructure:				
92	91	Power Cable Rack	Per Four Power Cables or Quad	NONE		
93	92	2-10 Amp Feeds	Per 2-10 Amp Power Feeds (CLEC Provided)	C1F34	\$0.25	\$48.23
94	93	2-20 Amp Feeds	Per 2-20 Amp Power Feeds (CLEC Provided)	S8GF1	\$0.25	\$48.23
95	94	2-30 Amp Feeds	Per 2-30 Amp Power Feeds (CLEC Provided)	C1F35	\$0.25	\$48.23
96	95	2-40 Amp Feeds	Per 2-40 Amp Power Feeds (CLEC Provided)	C1F36	\$0.25	\$48.23
97	96	2-50 Amp Feeds	Per 2-50 Amp Power Feeds (CLEC Provided)	S8GF2	\$0.25	\$48.23
98	97	2-100 Amp Feeds	Per 2-100 Amp Power Feeds (CLEC Provided)	S8GF3	\$0.25	\$48.23
99	98	Equipment Grounding:				
100	99	Ground Cable Placement	Per Frame	S8GDB	\$0.33	\$15.32
101	100	DC POWER AMPERAGE CHARGE				
102	101	HVAC	Per 10 Amps	S8GCS	\$14.62	
103	102	Per Amp	Per Amp	S8GCR	\$10.61	
104	103	CEV, HUT & Cabinets	Per 2 inch mounting space	S8GCT	\$1.27	
105	104	FIBER CABLE PLACEMENT				
106	105	Central Office:				
107	106	Fiber Cable	Per Fiber Cable Sheath (CLEC Vendor Pulls Cable)	S8FQ9	\$4.85	\$809.13
108	107	Entrance Conduit	Per Fiber Cable Sheath	S8FW5	\$8.76	
109	108	CEV, HUT & Cabinets:				
110	109	Fiber Cable Placement	Per Fiber Cable Sheath	S8GDH		\$53.58
111	110	Entrance Conduit	Per Fiber Cable Sheath	S8GDJ	\$2.61	
112	111	MISCELLANEOUS & OPTIONAL COST:				
113	112	MISCELLANEOUS COSTS				
114	113	Timing Lead	Per Linear Foot	S8F45	\$0.08	\$14.81
115	114	Bits Timing	Based on two (2) leads per circuit	S8FQT	\$3.58	\$698.82
116	115	Space Availability Report	Per Premise	NRFCQ		\$168.04
117	116	Security Access / ID Cards	Per Five Cards	NRFCM		\$123.35
118	117	Security Access / ID Cards/Expedite	Per Five Cards	NRFCN		\$203.35
119	118	CAGELESS / POT BAY OPTIONS				
120	119	Standard Equipment Bay	Each (CLEC Provided)	NONE		
121	120	Non-Standard Cabinet Bay	Each (CLEC Provided)	NONE		
122	121	VF/DS0 Termination Panel	Each (CLEC Provided)	NONE		
123	122	VF/DS0 Termination Module	Each (CLEC Provided)	NONE		
124	123	DDP-1 Panel	Each (CLEC Provided)	NONE		
125	124	DDP-1 Jack Access Card	Each (CLEC Provided)	NONE		
126	125	DS3/STS-1 Interconnect Panel	Each (CLEC Provided)	NONE		
127	126	DS3 Interconnect Module	Each (CLEC Provided)	NONE		
128	127	Fiber Optic Splitter Panel	Each (CLEC Provided)	NONE		
129	128	Fiber Termination Dual Module	Each (CLEC Provided)	NONE		
130	129	CEV, HUT, CABINET				
131	130	24 Foot CEV	2 Inch Mounting Space	S8GE3	\$1.64	
132	131	16 Foot CEV	2 Inch Mounting Space	S8GE4	\$1.77	
133	132	Maxi-Hut	2 Inch Mounting Space	S8GE1	\$0.77	
134	133	Mini-Hut	2 Inch Mounting Space	S8GE2	\$1.33	
135	134	Large Cabinet	2 Inch Mounting Space	S8GEX	\$1.63	
136	135	Medium Cabinet	2 Inch Mounting Space	S8GEY	\$2.19	
137	136	Small Cabinet	2 Inch Mounting Space	S8GEZ	\$3.29	
138	137	INTERCONNECTION COSTS:				
139	138	ILEC TO CLEC CONNECTION				
140	139	Voice Grade Arrangement	100 Copper Pairs (CLEC provides cable)	S8F3E	\$3.86	\$156.02
141	140	Voice Grade Arrangement	100 Shielded Pairs (CLEC provides cable)	S8FWV	\$3.86	\$156.02
142	141	DS1 Arrangement - DCS	28 DS1 (CLEC provides cable)	S8F2J	\$295.42	\$3,105.79
143	142	DS1 Arrangement - DSX	28 DS1 (CLEC provides cable)	S8F2P	\$6.07	\$486.89
144	143	DS3 Arrangement - DCS	1 DS3 (CLEC provides cable)	S8F21	\$115.30	\$1,809.40
145	144	DS3 Arrangement - DSX	1 DS3 (CLEC provides cable)	S8F25	\$5.69	\$116.67
146	145	Fiber Arrangement	12 Fiber Pairs (CLEC provides cable)	S8F49	\$3.76	\$495.49
147	146	CLEC TO CLEC CONNECTION				
148	147	Cable Racking and Hole for Optical	Per Cable	S8GFE	\$0.82	
149	148	Cable Racking and Hole for DS1	Per Cable	S8GFF	\$0.57	
150	149	Cable Racking and Hole for DS3	Per Cable	S8GFG	\$0.50	
151	150	Route Design		NRFCX		\$424.88
152	151	Connection for DS1	Per 28 Circuits (CLEC provides cable)	S8GFL	\$0.18	\$0.00
153	152	Connection for DS3	Per Circuit (CLEC provides cable)	S8GFM	\$0.12	\$0.00
154	153	Connection for Optical	Per Cable (CLEC provides cable)	S8GFN	\$0.31	\$0.00
155	154	PROJECT MANAGEMENT				
156	155	CEV, HUT & CABINET				
157	156	Project Coordination	Per CLEC Application	NRFCCK		\$631.17

	A	B	C	D	E	F
1	Line	Product Type	Rate Element Description	USOC	Current Monthly Recurring Rate	Current Non-Recurring Rate (Initial)
158	157	TIME SENSITIVE ACTIVITIES				
159	158	PRE-VISITS				
160	159	Colloc. Ser. Mgr. - 2nd Level	Per 1/4 Hour	NRFCR		\$23.23
161	160	Comm. Tech - Craft	Per 1/4 Hour	NRFCS		\$19.60
162	161	CO Manager - 1st Level	Per 1/4 Hour	NRFCCT		\$19.72
163	162	Floor Space Planning - 1st Level	Per 1/4 Hour	NRFCU		\$19.24
164	163	CONSTRUCTION VISITS				
165	164	Project Manager - 1st Level	Per 1/4 Hour	NRFCV		\$19.24
166	165	Colloc. Ser. Mgr. - 2nd Level	Per 1/4 Hour	NRFCZ		\$23.23
167	166					
168	167	CLEC-PROVISIONED FACILITIES & EQUIPMENT: CAGED COMMON				
169	168	REAL ESTATE				
170	169	Site Conditioning	Per Frame (Standard Bay=10 sq ft)	S8FWC		\$92.81
171	170	Safety & Security	Per Frame (Standard Bay=10 sq ft)	S8FWG		\$195.57
172	171	Floor Space Usage	Per Linear Foot	S8GCO	\$24.87	
173	172	COMMON SYSTEMS				
174	173	Common Systems - Common	Per Linear Foot	S8GCP	\$3.62	\$294.37
175	174	PLANNING				
176	175	Planning - Central Office	Per Linear Foot	S8GCC	\$0.44	\$29.24
177	176	Planning	Per Request	NRFCJ		\$4,601.93
178	177	Planning - Subsequent Inter. Cabling	Per Request	NRFCF		\$2,267.04
179	178	Planning - Subsequent Power Cabling	Per Request	NRFCF		\$2,306.10
180	179	Planning - Subs. Inter./Power Cabling	Per Request	NRFCG		\$2,884.60
181	180	Planning - Non-Standard	Per Request	NRFCH		\$1,436.00
182	181	POWER PROVISIONING				
183	182	Power Panel:				
184	183	50 Amp	Per Power Panel (CLEC provides)	NONE		
185	184	200 Amp	Per Power Panel (CLEC provides)	NONE		
186	185	Power Cable and Infrastructure:				
187	186	Power Cable Rack	Per Four Power Cables or Quad	NONE		
188	187	2-10 Amp Feeds	Per 2-10 Amp Power Feeds (CLEC Provided)	C1F31	\$0.25	\$48.23
189	188	2-20 Amp Feeds	Per 2-20 Amp Power Feeds (CLEC Provided)	S8GF1	\$0.25	\$48.23
190	189	2-30 Amp Feeds	Per 2-30 Amp Power Feeds (CLEC Provided)	C1F32	\$0.25	\$48.23
191	190	2-40 Amp Feeds	Per 2-40 Amp Power Feeds (CLEC Provided)	C1F33	\$0.25	\$48.23
192	191	2-50 Amp Feeds	Per 2-50 Amp Power Feeds (CLEC Provided)	S8GF2	\$0.25	\$48.23
193	192	2-100 Amp Feeds	Per 2-100 Amp Power Feeds (CLEC Provided)	S8GF3	\$0.25	\$48.23
194	193	Equipment Grounding:				
195	194	Ground Cable Placement	Per Linear Foot	S8GDC	\$0.13	\$5.93
196	195	DC POWER AMPERAGE CHARGE				
197	196	HVAC	Per 10 Amps	S8GCS	\$14.62	
198	197	Per Amp	Per Amp	S8GCR	\$10.61	
199	198	FIBER CABLE PLACEMENT				
200	199	Central Office:				
201	200	Fiber Cable	Per Fiber Cable Sheath (CLEC Vendor Pulls Cable)	S8FQ9	\$4.85	\$809.13
202	201	Entrance Conduit	Per Fiber Cable Sheath	S8FW5	\$8.76	
203	202	MISCELLANEOUS & OPTIONAL COST:				
204	203	MISCELLANEOUS COSTS				
205	204	Timing Lead	Per Linear Foot	S8F45	\$0.08	\$14.81
206	205	Bits Timing	Based on two (2) leads per circuit	S8FQT	\$3.58	\$698.82
207	206	Space Availability Report	Per Premise	NRFCQ		\$168.04
208	207	Security Access / ID Cards	Per Five Cards	NRFCM		\$123.35
209	208	Security Access / ID Cards/Expedite	Per Five Cards	NRFCN		\$203.35
210	209	CAGE COMMON COSTS				
211	210	Cage Preparation	Per Linear Foot	S8GCJ	\$1.00	\$157.00
212	211	INTERCONNECTION COSTS:				
213	212	ILEC TO CLEC CONNECTION				
214	213	Voice Grade Arrangement	100 Copper Pairs (CLEC provides cable)	S8F3E	\$3.86	\$156.02
215	214	Voice Grade Arrangement	100 Shielded Pairs (CLEC provides cable)	S8FWV	\$3.86	\$156.02
216	215	DS1 Arrangement - DCS	28 DS1 (CLEC provides cable)	S8F2J	\$295.42	\$3,105.79
217	216	DS1 Arrangement - DSX	28 DS1 (CLEC provides cable)	S8F2P	\$6.07	\$486.89
218	217	DS3 Arrangement - DCS	1 DS3 (CLEC provides cable)	S8F21	\$115.30	\$1,809.40
219	218	DS3 Arrangement - DSX	1 DS3 (CLEC provides cable)	S8F25	\$5.69	\$116.67
220	219	Fiber Arrangement	12 Fiber Pairs (CLEC provides cable)	S8F49	\$3.76	\$495.49
221	220					
222	221	CLEC-PROVISIONED FACILITIES & EQUIPMENT: VIRTUAL				
223	222	REAL ESTATE				
224	223	Site Conditioning	Per Frame	S8FX5		\$92.81
225	224	Safety & Security	Per Frame	S8FX6		\$195.57
226	225	Floor Space Usage	Per Frame	S8F62	\$28.91	
227	226	COMMON SYSTEMS				
228	227	Common Systems - Standard	Per Frame	S8F64	\$10.75	
229	228	Common Systems - Non-Standard	Per Cabinet	S8F65	\$19.36	
230	229	PLANNING				
231	230	Planning	Per Request	NRM99		\$5,555.76
232	231	Planning - Subsequent Inter. Cabling	Per Request	NRMA3		\$2,224.49
233	232	Planning - Subsequent Power Cabling	Per Request	NRMAA		\$2,303.84
234	233	Planning - Subs. Inter./Power Cabling	Per Request	NRMAX		\$2,882.61

	A	B	C	D	E	F
1	Line	Product Type	Rate Element Description	USOC	Current Monthly Recurring Rate	Current Non-Recurring Rate (Initial)
235	234	POWER PROVISIONING				
236	235	Power Cable and Infrastructure:				
237	236	Power Cable Rack	Per Four Power Cables or Quad	NONE		
238	237	2-10 Amp Feeds	Per 2-10 Amp Power Feeds (CLEC Provided)	C1F37	\$0.52	
239	238	2-20 Amp Feeds	Per 2-20 Amp Power Feeds (CLEC Provided)	S8GFO	\$0.52	
240	239	2-30 Amp Feeds	Per 2-30 Amp Power Feeds (CLEC Provided)	C1F38	\$0.52	
241	240	2-40 Amp Feeds	Per 2-40 Amp Power Feeds (CLEC Provided)	C1F39	\$0.52	
242	241	2-50 Amp Feeds	Per 2-50 Amp Power Feeds (CLEC Provided)	S8GFP	\$0.52	
243	242	Equipment Grounding:				
244	243	Ground Cable Placement	Per Frame	S8F69	\$0.36	
245	244	DC POWER AMPERAGE CHARGE				
246	245	HVAC	Per 10 Amps	S8FXO	\$14.62	
247	246	Per Amp	Per Amp	S8FXN	\$10.61	
248	247	CEV, HUT & Cabinets	Per 2 inch mounting space	S8FXP	\$1.27	
249	248	FIBER CABLE PLACEMENT				
250	249	Central Office:				
251	250	Fiber Cable	Per Fiber Cable Sheath	S8F8F	\$11.01	\$1,971.42
252	251	Entrance Conduit	Per Fiber Cable Sheath	S8F8G	\$8.17	
253	252	CEV, HUT & Cabinets:				
254	253	Fiber Cable Placement	Per Fiber Cable Sheath	S8FXQ		\$53.58
255	254	Entrance Conduit	Per Fiber Cable Sheath	S8FXR	\$2.61	
256	255	MISCELLANEOUS & OPTIONAL COST:				
257	256	MISCELLANEOUS COSTS				
258	257	Timing Lead	Per Linear Foot	S8FXT	\$0.08	\$14.81
259	258	Bits Timing	Based on two (2) leads per circuit	S8FXS	\$3.58	\$698.82
260	259	VIRTUAL FRAME OPTIONS				
261	260	Standard Equipment Bay	Each (CLEC Provided)	NONE		
262	261	CEV, HUT, CABINET				
263	262	24 Foot CEV	2 Inch Mounting Space	S8FXZ	\$1.64	
264	263	16 Foot CEV	2 Inch Mounting Space	S8FY6	\$1.77	
265	264	Maxi-Hut	2 Inch Mounting Space	S8FXX	\$0.77	
266	265	Mini-Hut	2 Inch Mounting Space	S8FXY	\$1.33	
267	266	Large Cabinet	2 Inch Mounting Space	S8FXU	\$1.63	
268	267	Medium Cabinet	2 Inch Mounting Space	S8FXV	\$2.19	
269	268	Small Cabinet	2 Inch Mounting Space	S8FXW	\$3.29	
270	269	INTERCONNECTION COSTS:				
271	270	ILEC TO CLEC CONNECTION				
272	271	Voice Grade Arrangement	100 Copper Pairs (CLEC provides cable)	S8F82	\$3.86	\$225.02
273	272	Voice Grade Arrangement	100 Shielded Pairs (CLEC provides cable)	S8F83	\$3.86	\$225.02
274	273	DS1 Arrangement - DCS	28 DS1 (CLEC provides cable)	S8F8X	\$295.42	\$3,496.22
275	274	DS1 Arrangement - DSX	28 DS1 (CLEC provides cable)	S8F8Y	\$6.07	\$651.13
276	275	DS3 Arrangement - DCS	1 DS3 (CLEC provides cable)	S8F8Z	\$115.30	\$2,186.12
277	276	DS3 Arrangement - DSX	1 DS3 (CLEC provides cable)	S8F81	\$5.69	\$204.42
278	277	Fiber Arrangement	12 Fiber Pairs (CLEC provides cable)	S8F84	\$10.47	\$152.71
279	278	VIRTUAL TO VIRTUAL CONNECTION				
280	279	Cable Racking and Hole for Optical	Per Cable	S8FY7	\$0.90	
281	280	Cable Racking and Hole for DS1	Per Cable	S8FY8	\$0.49	
282	281	Cable Racking and Hole for DS3	Per Cable	S8FY9	\$0.35	
283	282	Route Design		NRLWF		\$463.36
284	283	Connection for DS1	Per 28 Circuits (CLEC provides cable)	S8GFQ	\$0.41	\$0.00
285	284	Connection for DS3	Per Circuit (CLEC provides cable)	S8GFR	\$0.27	\$0.00
286	285	Connection for Optical	Per Cable (CLEC provides cable)	S8GFS	\$0.81	\$0.00
287	286	PROJECT MANAGEMENT				
288	287	CEV, HUT & CABINET				
289	288	Project Coordination	Per CLEC Application Augment	NRFCCK		\$631.17
290	289	EQUIPMENT MAINTENANCE AND SECURITY ESCORT				
291	290	CENTRAL OFFICE TYPE				
292	291	Staffed CO During Normal Business Hours	Per 1/4 Hour	NRMHK		\$15.15
293	292	Staffed CO During Outside Normal Business Hours	4 Hour Minimum - Initial	NRMHN		\$242.35
294	293	Staffed CO During Outside Normal Business Hours	Per 1/4 Hour - Additional	NRMJ7		\$15.15
295	294	Not Staffed CO/RT During Normal Business Hours	Per 1/4 Hour	NRMJ8		\$15.15
296	295	Not Staffed CO/RT During Outside Normal Business Hours	4 Hour Minimum - Initial	NRMJ9		\$242.35
297	296	Not Staffed CO/RT During Outside Normal Business Hours	Per 1/4 Hour - Additional	NRML7		\$15.15
298	297	CEV, HUT & CABINET				
299	298	Per Visit	4 Hour Minimum - Initial	NRMJ9		\$242.35
300	299	Per Visit	Per 1/4 Hour - Additional	NRML7		\$15.15
301	300	ADDITIONAL LABOR ELEMENTS				
302	301	TRAINING				
303	302	Communications Tech	Per 1/2 Hour	NRMCD		\$39.21
304	303	CO Manager	Per 1/2 Hour	NRME9		\$39.45
305	304	Power Engineer	Per 1/2 Hour	NRMF9		\$38.47
306	305	Equipment Engineer	Per 1/2 Hour	NRMHJ		\$38.47
307	306	EQUIPMENT EVALUATION COST				
308	307	Equipment Engineer	Per 1/2 Hour	NRMO9		\$38.47
309	308	TEST AND ACCEPTANCE				
310	309	Communications Tech	Per 1/2 Hour	NRMP2		\$39.21
311	310					

	A	B	C	D	E	F
1	Line	Product Type	Rate Element Description	USOC	Current Monthly Recurring Rate	Current Non-Recurring Rate (Initial)
		CLEC-PROVISIONED FACILITIES & EQUIPMENT: ADJACENT ON-SITE				
312	311	PLANNING				
313	312					
314	313	Planning - Initial	Per Request	NRFA1		\$9,268.73
315	314	Planning - Subsequent	Per Request	NRFA2		\$1,606.77
316	315	REAL ESTATE				
317	316	Land Rental	Per Square Foot	S8GEN	\$0.44	
318	317	POWER PROVISIONING				
319	318	Power Cable and Infrastructure:				
320	319	2-100 Amp Feeds	Per 2-100 Amp Power Feeds (CLEC provides cable)	NONE		
321	320	2-200 Amp Feeds	Per 2-200 Amp Power Feeds (CLEC provides cable)	NONE		
322	321	2-300 Amp Feeds	Per 2-300 Amp Power Feeds (CLEC provides cable)	NONE		
323	322	2-400 Amp Feeds	Per 2-400 Amp Power Feeds (CLEC provides cable)	NONE		
324	323	AC Service:				
325	324	Extension of 100 Amp AC Service (Opt.)	Per Request	NRFCW		\$6,447.00
326	325	AC Usage	Per KWH	S8GEO	\$0.05	
327	326	DC POWER AMPERAGE CHARGE				
328	327	Per Amp	Per Amp	S8GCR	\$10.61	
329	328	FIBER CABLE PLACEMENT				
330	329	Fiber Installation	Per Fiber Cable Sheath (CLEC Vendor Pulls Cable)	S8GF4	\$2.13	\$488.48
331	330	Entrance Fiber Racking	Per Rack/Conduit Duct	S8GDG	\$1.55	
332	331	CABLE RACK				
333	332	DC Power Cable Rack	Per Rack	S8GEP	\$13.64	\$2,667.22
334	333	Fiber Cable Rack	Per Rack	S8GEQ	\$20.63	
335	334	Interconnection Arrangement (Copper) Racking	Per Rack	S8GER	\$30.63	
336	335	CONDUIT PLACEMENT				
337	336	DC Power Cable Rack	Per Rack	S8GES		\$7,386.71
338	337	Fiber Cable Rack	Per Rack	S8GET		\$4,711.89
339	338	Interconnection Arrangement (Copper) Racking	Per Rack	S8GEU		\$5,545.50
340	339	INTERCONNECTION COSTS:				
341	340	ILEC TO CLEC CONNECTION				
342	341	Voice Grade Arrangement	100 Copper Pairs (CLEC provides cable)	S8F3G	\$3.86	\$156.02
343	342	Voice Grade Arrangement	100 Shielded Pairs (CLEC provides cable)	S8FWW	\$3.86	\$156.02
344	343	DS1 Arrangement - DCS	28 DS1 (CLEC provides cable)	S8F2L	\$295.42	\$3,105.79
345	344	DS1 Arrangement - DSX	28 DS1 (CLEC provides cable)	S8F2R	\$6.07	\$486.89
346	345	DS3 Arrangement - DCS	1 DS3 (CLEC provides cable)	S8F23	\$115.30	\$1,809.40
347	346	DS3 Arrangement - DSX	1 DS3 (CLEC provides cable)	S8F27	\$5.69	\$116.67
348	347	Fiber Arrangement	12 Fiber Pairs (CLEC provides cable)	S8F3N	\$3.76	\$495.49
349	348					
		CLEC-PROVISIONED FACILITIES & EQUIPMENT: ADJACENT OFF-SITE				
350	349	PLANNING				
351	350					
352	351	Planning	Per Request	NRFA3		\$1,254.32
353	352	CONDUIT				
354	353	Conduit Space	Per Innerduct	S8GEW	\$1.17	
355	354	INTERCONNECTION COSTS:				
356	355	ILEC TO CLEC CONNECTION				
357	356	Voice Grade/DS0 Arrangement	900 DS0 (Hole, Racking, MDF) (CLEC Vendor Pulls and Installs Cable)	S8GF5	\$311.43	
358	357	DS1 Arrangement - DCS	28 DS1 (Hole, Racking, DCS) (CLEC Vendor Pulls and Installs Cable)	S8GF6	\$439.96	
359	358	DS1 Arrangement - DSX	28 DS1 (Hole, Racking, DSX) (CLEC Vendor Pulls and Installs Cable)	S8GF7	\$35.03	
360	359	DS1 Arrangement - MDF	450 DS1 (Hole, Racking, MDF) (CLEC Vendor Pulls and Installs Cable)	S8GF8	\$311.43	
361	360	Fiber Arrangement	12 Fiber Pairs (Hole, Racking, FDF) (CLEC Vendor Pulls and Installs Cable)	S8GF9	\$9.02	
362	361					
363	362	RATES AND CHARGES FOR				
364	363	COMPLETE SPACE DISCONTINUANCE				
365	364	Application Fee	Per Request	NRFX1		\$503.95
366	365	Project Management Fee – Complete Space Discontinuance	Per Request	NRFX2		\$2,883.10
367	366	Remove Fiber Jumpers	Per linear foot	NRFX3		\$18.79
368	367	Remove Fiber Cables	Per linear foot	NRFX4		\$14.43
369	368	Remove VF/DS0 Cable	Per linear foot	NRFX5		\$2.60
370	369	Remove DS1 Cable	Per linear foot	NRFX6		\$4.89
371	370	Remove DS3 Cable (Coax)	Per linear foot	NRFX7		\$3.57
372	371	Remove Timing Cable	Per Request	NRFX8		\$9.64
373	372	Remove Power Cable-50AMP feed & below	Per linear foot	NRFX9		\$24.76
374	373	Remove Power Cable-100AMP feed & above	Per linear foot	NRFXA		\$22.73
375	374	Remove Cage Grounding Material	Each grounding lead & ground bar	NRFXB		\$1,462.85
376	375	Remove Fiber Entrance Cable	Per cable removal job	NRFXC		\$1,664.00
377	376	Infrastructure Maps & Records	Per cable removal job	NRFXD		\$104.00
378	377	Engineering Work Order	Per cable removal job	NRFXE		\$104.00
379	378	Work Group Information Distribution	Per cable removal job	NRFXF		\$104.00
380	379	Restore Floor Tile – per Standard Bay	Per Standard Bay	NRFXG		\$71.79
381	380	Floor Restoration Contractor Trip Charge	Per trip	NRFXH		\$144.63
382	381	Restore Floor Tile	Per Non-Standard Bay	NRFXJ		\$81.53
383	382					

	A	B	C	D	E	F
1	Line	Product Type	Rate Element Description	USOC	Current Monthly Recurring Rate	Current Non-Recurring Rate (Initial)
384	383	RATES AND CHARGES FOR				
385	384	SPACE REASSIGNMENT/RESTENCILING				
386	385	Application Fee	Per Request	NRFXK		\$503.95
387	386	Project Management Fee – Space Reassignment	Per Request	NRFXL		\$2,883.10
388	387	Restencil DS0/DSL Block	Per 100 pair block	NRFXM		\$15.33
389	388	Restencil DS1 Block	Per 28 DS1s	NRFXN		\$6.02
390	389	Restencil DS3 Coax Cable	Per cable	NRFXO		\$4.90
391	390	Restencil Fiber Cable Block	Per 12 pair cable	NRFXP		\$91.95
392	391	Restencil Fiber Jumper Block	Per 4 jumpers	NRFXQ		\$61.30
393	392	Restencil Power and tag cables	Per 1-4 feeds	NRFXR		\$107.28
394	393	Restencil Timing Source and tag cable	Per cable	NRFXS		\$122.60
395	394	Timing Record Book Update	Per element	NRFLT		\$45.98
396	395	Interconnection Records Update	Per element	NRFXU		\$296.61
397	396	Power Records Update	Per element	NRFXV		\$355.94
398	397	Vendor Engineering	Per Space Reassignment job	NRFXW		\$711.88
399	398					
400	399	RATES AND CHARGES FOR				
401	400	POWER REDUCTION (CABLE REMOVAL)				
402	401	Application Fee	Per Request	NRFXX		\$503.95
403	402	Project Management Fee – Power Reduction(cable removal)	Per Request	NRFXZ		\$2,220.45
404	403	Remove Power Cable-50AMP feed & below	Per linear foot	NRFXZ		\$24.76
405	404	Remove Power Cable-100AMP feed & above	Per linear foot	NRFY1		\$22.73
406	405					
407	406	RATES AND CHARGES FOR				
408	407	POWER REDUCTION (REFUSING ONLY)				
409	408	Application Fee	Per Request	NRFY2		\$503.95
410	409	Project Management Fee – Power Refusing Only	50AMP A&B feeds & below	NRFY3		\$1,562.80
411	410	Project Management Fee – Power Refusing Only	100AMP A&B feeds & above	NRFY4		\$2,004.57
412	411	Power Fuse Reductions on Company BDFB	50AMP A&B feeds & below	NRFY5		\$367.81
413	412	Restencil Power and tag cables	Per 1-4 feeds	NRFY6		\$107.28
414	413	Power Records Update	Per element	NRFY7		\$355.94
415	414	Vendor Engineering	Per Space Reassignment job	NRFY8		\$711.88
416	415	Power Fuse Reductions on Power Board	100AMP A&B feeds & above	NRFY9		\$490.41
417	416	Restencil Power and tag cables	Per 1-4 feeds	NRFYA		\$107.28
418	417	Power Records Update	Per element	NRFYB		\$355.94
419	418	Vendor Engineering	Per Space Reassignment job	NRFYC		\$711.88
420	419					
421	420	RATES AND CHARGES FOR				
422	421	INTERCONNECTION TERMINATION REDUCTION				
423	422	Application Fee	Per Request	NRFYD		\$503.95
424	423	Project Management Fee – Interconnection Cable Reduction	Per Request	NRFYE		\$2,441.33
425	424	Remove VF/DS0 Cable	Per linear foot	NRFYF		\$2.60
426	425	Remove DS1 Cable	Per linear foot	NRFYG		\$4.89
427	426	Remove DS3 Cable (Coax)	Per linear foot	NRFYH		\$3.57
428	427	Remove Fiber Cables	Per linear foot	NRFYJ		\$14.43
429	428	Remove Fiber Jumpers	Per linear foot	NRFYK		\$18.79

Line	OHIO - Generic Pricing Schedule	USOC	Monthly Recurring Rate	Non-Recurring Rate (Initial)	Non-Recurring Rate (Additional)
1	NETWORK ELEMENTS				
2	Loops				
3	2-Wire Analog - Metro (Access Area B)	U2HXB	\$ 9.46	See NRC prices below	
4	2-Wire Analog - Suburban (Access Area C)	U2HXC	\$ 12.52	See NRC prices below	
5	2-Wire Analog - Rural (Access Area D)	U2HXD	\$ 13.65	See NRC prices below	
6	2-Wire Ground Start, Analog - Metro (Access Area B)	U2JXB	\$ 8.61	See NRC prices below	
7	2-Wire Ground Start, Analog - Suburban (Access Area C)	U2JXC	\$ 13.50	See NRC prices below	
8	2-Wire Ground Start, Analog - Rural (Access Area D)	U2JXD	\$ 14.72	See NRC prices below	
9	2-Wire Ground Start, DID Business - Metro (Access Area B)	U2WXB	\$ 8.61	See NRC prices below	
10	2-Wire Ground Start, DID Business - Suburban (Access Area C)	U2WXC	\$ 13.50	See NRC prices below	
11	2-Wire Ground Start, DID Business - Rural (Access Area D)	U2WXD	\$ 14.72	See NRC prices below	
12	2-Wire COPTS Coin - Metro (Access Area B)	U2CXB	\$ 8.67	See NRC prices below	
13	2-Wire COPTS Coin - Suburban (Access Area C)	U2CXC	\$ 13.76	See NRC prices below	
14	2-Wire COPTS Coin - Rural (Access Area D)	U2CXD	\$ 14.99	See NRC prices below	
15	2-Wire EKL - Metro (Access Area B)	U2KXB	\$ 9.46	See NRC prices below	
16	2-Wire EKL - Suburban (Access Area C)	U2KXC	\$ 17.15	See NRC prices below	
17	2-Wire EKL - Rural (Access Area D)	U2KXD	\$ 18.50	See NRC prices below	
18	Conditioning for dB Loss			See NRC prices below	
19	4-Wire Analog - Metro (Access Area B)	U4HXB	\$ 17.75	See NRC prices below	
20	4-Wire Analog - Suburban (Access Area C)	U4HXC	\$ 29.31	See NRC prices below	
21	4-Wire Analog - Rural (Access Area D)	U4HXD	\$ 31.81	See NRC prices below	
22	2-Wire Digital - Metro (Access Area B)	U2QXB	\$ 10.49	See NRC prices below	
23	2-Wire Digital - Suburban (Access Area C)	U2QXC	\$ 17.10	See NRC prices below	
24	2-Wire Digital - Rural (Access Area D)	U2QXD	\$ 18.96	See NRC prices below	
25	DS1 - Metro (Access Area B)	4U1XB	\$ 31.77		
26	DS1 - Suburban (Access Area C)	4U1XC	\$ 46.79		
27	DS1 - Rural (Access Area D)	4U1XD	\$ 50.38		
28	DS3 - Metro (Access Area B)	U4D3A	\$ 335.08		
29	DS3 - Suburban (Access Area C)	U4D3B	\$ 409.73		
30	DS3 - Rural (Access Area D)	U4D3C	\$ 523.90		
31	DSL Capable Loops				
32	2-Wire xDSL Loop				
33	PSD #1 - 2-Wire xDSL Loop Access Area B- Metro	2SLA1	\$ 9.46	See NRC prices below	
34	PSD #1 - 2-Wire xDSL Loop Access Area C- Suburban	2SLA2	\$ 12.52	See NRC prices below	
35	PSD #1 - 2-Wire xDSL Loop Access Area D- Rural	2SLA3	\$ 13.65	See NRC prices below	
36					
37	PSD #2 - 2-Wire xDSL Loop Access Area B- Metro	2SLC1	\$ 9.46	See NRC prices below	
38	PSD #2 - 2-Wire xDSL Loop Access Area C- Suburban	2SLC2	\$ 12.52	See NRC prices below	
39	PSD #2 - 2-Wire xDSL Loop Access Area D- Rural	2SLC3	\$ 13.65	See NRC prices below	
40					
41	PSD #3 - 2-Wire xDSL Loop Access Area B- Metro	2SLB1	\$ 9.46	See NRC prices below	
42	PSD #3 - 2-Wire xDSL Loop Access Area C- Suburban	2SLB2	\$ 12.52	See NRC prices below	
43	PSD #3 - 2-Wire xDSL Loop Access Area D- Rural	2SLB3	\$ 13.65	See NRC prices below	
44					
45	PSD #4 - 2-Wire xDSL Loop Access Area B- Metro	2SLD1	\$ 9.46	See NRC prices below	
46	PSD #4 - 2-Wire xDSL Loop Access Area C- Suburban	2SLD2	\$ 12.52	See NRC prices below	
47	PSD #4 - 2-Wire xDSL Loop Access Area D- Rural	2SLD3	\$ 13.65	See NRC prices below	
48					
49	PSD #5 - 2-Wire xDSL Loop Access Area B- Metro	UWRA1	\$ 9.46	See NRC prices below	
50	PSD #5 - 2-Wire xDSL Loop Access Area C- Suburban	UWRA2	\$ 12.52	See NRC prices below	
51	PSD #5 - 2-Wire xDSL Loop Access Area D- Rural	UWRA3	\$ 13.65	See NRC prices below	
52					
53	PSD #7 - 2-Wire xDSL Loop Access Area B- Metro	2SLF1	\$ 9.46	See NRC prices below	
54	PSD #7 - 2-Wire xDSL Loop Access Area C- Suburban	2SLF2	\$ 12.52	See NRC prices below	
55	PSD #7 - 2-Wire xDSL Loop Access Area D- Rural	2SLF3	\$ 13.65	See NRC prices below	
56	4-Wire xDSL Loop				
57	PSD #3 - 4-Wire xDSL Loop Access Area B- Metro	4SL11	\$ 17.75	See NRC prices below	
58	PSD #3 - 4-Wire xDSL Loop Access Area C- Suburban	4SL12	\$ 29.31	See NRC prices below	
59	PSD #3 - 4-Wire xDSL Loop Access Area D- Rural	4SL13	\$ 31.81	See NRC prices below	
60	IDSL Capable Loop				
61	IDSL Loop Access Area B - Metro	UY5FB	\$ 6.38	See NRC prices below	
62	IDSL Loop Access Area C - Suburban	UY5FC	\$ 9.34	See NRC prices below	
63	IDSL Loop Access Area D - Rural	UY5FD	\$ 10.79	See NRC prices below	
64					
65	Loop Non-Recurring Charges				
66	Service Ordering - Per Order	SEPUP	NA	\$ 16.02	NA
67	Service Ordering - Add/Change Per Order	REAH9	NA	\$ 16.02	NA
68	Line Connection - Per Loop	SEPUC	NA	\$ 30.61	NA
69	Line Connection - Add/Change Per Loop	REAH5	NA	\$ 30.61	NA
70	Loop Non-Recurring Charges (DS3 Loops)				
71	## DS3 - Administrative	NR9OY	NA	\$ 205.57	NA

Line	OHIO - Generic Pricing Schedule		USOC	Monthly Recurring Rate	Non-Recurring Rate (Initial)	Non-Recurring Rate (Additional)
72	##	DS3 - Design & Central Office	NR9O1	NA	\$ 643.36	NA
73	##	DS3 - Customer Connection	NR9O3	NA	\$ 219.32	NA
74						
75		Service Coordination fee per account, per CO.		\$ 0.48		
76						
77		LST				
78	##	Line & Station Transfer(LST) performed on CODSLAM Loop	URCLD	NA	\$ 172.76	
79						
80						
81		Loop Qualification Process				
82	**	Loop Qualification Process - Mechanized	NR98U	NA	\$0.00	NA
83	**	Loop Qualification Process - Manual	NRBXU	NA	\$ 22.50	NA
84						
85	** Interim loop qualification rates ordered by the PUCO in Docket Nos. 96-922-TP-UNC and 00-1368-TP-ATA, on March 13, 2003 and shall be subject					
86	to retroactive true-up upon the establishment of final rate(s) by the PUCO back to the later of: (1) March 13, 2003; (2) the effective date of this					
87	Agreement; or (3) the effective date of the Amendment incorporating this Pricing Schedule into the Agreement.					
88						
89		xDSL Conditioning Options				
90						
91	***	DSL Generic Conditioning all PSD's > 0KFT and < 17.5 KFT	NRMN6	NA	\$ 10.28	NA
92	***	DSL Generic Conditioning all PSD's > 17.5 KFT	NRMN7	NA	\$ 66.10	NA
93						
94	***	DSL Conditioning Options - >12KFT and < 17.5KFT				
95	***	Removal of Repeater Options	NRBXV	NA	\$0.00	NA
96	***	Removal Bridged Tap Option	NRBXW	NA	\$0.00	NA
97	***	Removal of Load Coil	NRBXZ	NA	\$0.00	NA
98	***	DSL Conditioning Options - >17.5KFT in addition to the rates for > 12KFT and < 17.5KFT				
99	***	Removal of Repeater Options	NRBNL	NA	\$0.00	NA
100	***	Removal Bridged Tap Option	NRBNK	NA	\$0.00	NA
101	***	Removal of Load Coil	NRBNJ	NA	\$0.00	NA
102	***					
103						
104	*** On March 13, 2003, the PUCO established the following interim, non-recurring loop conditioning rates which shall apply to each CLEC in OH who					
105	ordered/orders an xDSL capable loop, the HFPL and /or the HFPL, subject to retroactive true-up upon the PUCO's establishment of final rates:					
106	For loops 17,500 feet in actual loop length or less: \$10.28; and for loops greater than 17,500 feet in actual loop length: \$66.10 ("Interim					
107	PUCO Rates"). However, due to necessary programming changes, these Interim PUCO Rates will not be implemented in OH until in or					
108	around December 2003. When implemented, the Parties acknowledge and agree that the Interim PUCO Rates shall automatically apply					
109	to this Agreement and shall replace the loop conditioning rates set forth hereinabove effective back to March 13, 2003 ("Rate Effective Date");					
110	and shall apply on a prospective basis until the establishment of final rate(s) by the PUCO. Upon the PUCO's establishment of final loop					
111	rate(s), the Interim PUCO Rates shall be subject to retroactive true-up with the PUCO final loop conditioning rate(s) back to the Rate Effective					
112	Date.					
113						
114		Remove All or Non-Excessive Bridged Tap (RABT) - MMP				
115		Removal of non-excessive bridged tap DSL loops >0Kft. And <17.5Kft.	NRMRJ	None	\$ 245.00	
116		Removal of All Bridged Tap DSL Loops 12Kft. To 17.5Kft.	NRMRP	None	\$ 634.27	
117		Removal of non-excessive bridged tap DSL loops >17.5Kft DSL Loops - per element incremental	NRMRS	None	\$ 245.00	
118		Removal of All Bridged Tap DSL loops >17.5Kft. - per element incremental	NRMRM	None	\$ 245.00	
119						
120		Cross Connects				
121		2-Wire	CXCT2	\$ 0.15	NA	
122		4-Wire	CXCT4	\$ 0.29	NA	
123		DS1/LT1 su	CXCDX	\$ 0.40	NA	
124		DS3/LT3	CXC8X	\$ 0.70	NA	
125	##	DS3 C.O. Cross-Connect to Collocation	CXCBX	\$ 30.54	NA	
126						
127		Dedicated Transport				
128		Interoffice Transport:				
129	DS1	Interoffice Mileage Termination - Per Point of Termination - All Zones	CZ4X1-X3	\$ 14.79	NA	
130		Interoffice Mileage - Per Mile - All Zones	1YZX1-X3	\$ 1.64	NA	
131	DS3	Interoffice Mileage Termination - Per Point of Termination - All Zones	CZ4W1-W3	\$ 127.75	NA	
132		Interoffice Mileage - Per Mile - All Zones	1YZB1-B3	\$ 21.61	NA	
133						
134		Multiplexing				
135		DS1 to Voice Grade	QMVX1-X3	\$ 279.80	NA	
136		DS3 to DS1	QM3X1-X3	\$ 372.85	NA	
137						
138		Dedicated Transport Cross Connects				
139		DS1	CXCDX	\$ 0.40	NA	
140		DS3	CXCEX	\$ 0.70	NA	
141						

Line	OHIO - Generic Pricing Schedule		USOC	Monthly Recurring Rate	Non-Recurring Rate (Initial)	Non-Recurring Rate (Additional)
142	Dedicated Transport Optional Features & Functions					
143	DS1	Clear Channel Capability - Per 1.544 Mbps Circuit Arranged	CLYX1-X3		\$ 402.28	
144						
145	Dedicated Transport Installation & Rearrangement Charges					
146	DS1	Administration Charge - Per Order	ORCMX	NA	\$ 394.30	
147		Design & Central Office Connection Charge - Per Circuit	NRBCL	NA	\$ 624.17	
148		Carrier Connection Charge - Per Order	NRBBL	NA	\$ 512.19	
149	DS3	Administration Charge - Per Order	ORCMX	NA	\$ 299.28	
150		Design & Central Office Connection Charge - Per Circuit	NRBCL	NA	\$ 663.29	
151		Carrier Connection Charge - Per Order	NRBBL	NA	\$ 351.77	
152						
153	Dark Fiber					
154	##	Dark Fiber Interoffice				
155	##	Dark Fiber Interoffice Termination (Per Termination per Fiber)	ULYCX	\$ 75.79	NA	
156	##	Dark Fiber Interoffice Mileage (Per Fiber per Foot)	ULNCF	\$ 0.00159	NA	
157	##	Dark Fiber Interoffice Cross Connect (Per Termination per Fiber)	UKCJX	\$ 3.20	NA	
158	##	Inquiry (Per Request)				
159	##	Dark Fiber Interoffice Transport - NRC	NR9D6	NA	\$ 290.65	
160	##	FIRM ORDER (Per Fiber Strand)				
161	##	Administrative per Order				
162	##	Connect	NRB51	NA	\$ 11.53	
163	##	Disconnect	NR9H2	NA	\$ 10.21	
164	##	Connect	NRB52	NA	\$ 343.23	
165	##	Disconnect	NR9H3	NA	\$ 90.67	
166	##	Dark Fiber Interoffice Transport - NRC				
167	##	Connect	NRB54	NA	\$ 414.95	
168	##	Disconnect	NR9H5	NA	\$ 160.42	
169						
170	Routine Modifications					
171		Routine Modifications of Existing Facilities Charge	N3RUE	NA	ICB	
172						
173	LNP					
174	****Local Number Portability		NSR	\$0.00	NA	
175	****Pursuant to FCC Current Tariff #2, Section 4 effective from June 1, 2004 and shall cease billing					
176	effective October 1, 2004.					
177	Maintenance of Service Charge		VRP	NA	\$ 71.00	
178						
179	OTHER					
180	##	Directory Assistance				
181		Directory Assistance, per call	OPEN	\$ 0.40	NA	
182		National Directory Assistance (NDA), per call	OPEN	\$ 0.65	NA	
183		Reverse Directory Assistance (RDA), per call	OPEN	\$ 0.65	NA	
184		Business Category Search (BCS), per call	OPEN	\$ 0.65	NA	
185		Directory Assistance Call Completion (DACC), per call	OPEN	\$ 0.15	NA	
186						
187	OS/DA Automated Call Greeting and References/Rates					
188	##	Branding - Other - Initial/Subsequent Load, per switch	OPEN	NA	\$ 1,800.00	
189	##	Brand and Reference/Rate Look Up, per OS/DA call	OPEN	\$ 0.03	NA	
190	##	Branding - Facility Based - Initial/Subsequent Load				
191	##	- Branding, per trunk group	OPEN	NA	\$ 800.00	
192	##	Rate Reference - Initial Load, per state, per OCN	OPEN	NA	\$ 5,000.00	
193	##	Rate Reference - Subsequent Load, per state, per OCN	OPEN	NA	\$ 1,500.00	
194						
195	Operator Services					
196		Fully Automated Call Processing, per call	OPEN	\$ 0.15	NA	
197		Operator Assisted Call Processing - All Types (including Busy Line Verify [BLV] and BLV/Emergency Interrupt [BLV/I]), per work second	OPEN	\$ 0.03	NA	
198						
199	##	DA Listing				
200	##	- per listing for initial load	OPEN	NA	\$ 0.040	
201	##	- per listing for subsequent updates	OPEN	\$ 0.060		
202						
203	Ancillary Message Billing Compensation (Per Message)		OPEN	\$ 0.03	NA	
204		Non Intercompany Settlement (NICS) Billing Charge (Per Message)	Not Applicable	\$ 0.05		
205						
206	Structure Access - Poles & Ducts			Annually		
207		Poles (\$/attachment/yr.) * ##	OPEN	\$ 2.36		
208		Per Foot Conduit Occupancy Fees ##				
209		Full Duct (\$/ft/yr.)	OPEN	\$ 0.94		
210		Half Duct (\$/ft/yr)	OPEN	\$ 0.47		
211		Application fee	OPEN		\$ 200.00	

Line	OHIO - Generic Pricing Schedule	USOC	Monthly Recurring Rate	Non-Recurring Rate (Initial)	Non-Recurring Rate (Additional)
212	Unauthorized Attachment Fee per Pole			\$ 500.00	
213	Unauthorized Occupancy Fee per Conduit Foot			\$ 50.00	
214	*For (1) each one foot of usable space, or fraction thereof, occupied and (2) each				
215	additional one foot of space, or fraction thereof, rendered unusable by the attachment's presence.				
216	## Note: All pole and conduit license fees are for a period of one year from January 1 thru December 31,				
217	effective January 1, 2005 and billable semi-annually in advance in January and July of each year.				
218	New rates will be communicated to CLEC no later than November 1st for the succeeding year.				
219					
220	Emergency Number Service Access				
221	911 Selective Router Interconnection				
222	-Digital DS1 Interface	USAGE	\$ 336.44	\$ 759.98	
223	-Each DSO installed	USAGE	NA	\$ 364.69	
224	-Analog Channel Interface	EVG9X	\$ 28.72	\$ 436.62	
225	ANI/ALI/SR and Database Management				
226	- Per 100 records, rounded up to nearest 100	9S89X	\$ 5.32	\$ 709.49	
227	- Access Routing File (CD-ROM)	USAGE	\$ 25.82		
228	911 Selective Router Switch Administration				
229	-Per Selective Router	USAGE	\$ 5.55	\$ 2,645.15	
230					
231	INTERCARRIER COMPENSATION				
232	End Office Local Termination				
233	Duration charge, per MOU	USAGE	\$ 0.003600		
234	Tandem Switching				
235	Duration charge, per MOU	USAGE	\$ 0.000623		
236	Tandem Transport Termination, per MOU	USAGE	\$ 0.000146		
237	Tandem Transport Facility Mileage, per MOU per mile	USAGE	\$ 0.000006		
238					
239	Rate for Presumed ISP-Bound Traffic as per FCC 01-131	USAGE	\$ 0.0007		
240					
241	BONA FIDE REQUEST				
242	Deposit			\$2,000.00	
243					
244	## Rate elements not included in TELRIC order				
245	Per and only to the extent required by PUCO 7/11/02 order in 96-922-TP-UNC and 00-1368-TP-ATA.				
246	/1/ Does not apply to pre-existing UNE-P Migrations. This Non-Recurring Charge is the only NRC charged for New UNE-P Residential POTS				
247	Combinations. Per and only to the extent required by PUCO 7/11/02 order in 96-922-TP-UNC and 00-1368-TP-ATA application of rates				
248	is interim and subject to AT&T Ohio reservation of rights pertaining to and subject to modification as a result of reconsideration,				
249	appeal, further PUCO action, or other change of law. The Parties also acknowledge and agree that the interim rates set forth are				
250	subject to true-up or true-down pending PUCO established rates.				
251	RESALE		RESALE DISCOUNTS	RESALE DISCOUNTS	
252	BUSINESS		RECURRING	NON- RECURRING	
253	LOCAL EXCHANGE SERVICE				
254	Business 1 Party	RESALE	20.29%	20.29%	
255	Business - Measured	RESALE	20.29%	20.29%	
256	Customer Operated Pay Telephone (COPT)	RESALE	NA	20.29%	
257					
258	EXPANDED LOCAL CALLING				
259	Extended Area Service	RESALE	20.29%	20.29%	
260					
261	VERTICAL SERVICES				
262	Anonymous Call Rejection	RESALE	20.29%	20.29%	
263	Repeat Dialing (Auto Redial)	RESALE	20.29%	20.29%	
264	Repeat Dialing-Per Use (Auto Redial - Usage Sensitive)	RESALE	20.29%	20.29%	
265	Call Blocker	RESALE	20.29%	20.29%	
266	Call Forwarding	RESALE	20.29%	20.29%	
267	Call Forwarding - Busy Line	RESALE	20.29%	20.29%	
268	Call Forwarding - Busy Line/Don't Answer	RESALE	20.29%	20.29%	
269	Call Forwarding - Don't Answer	RESALE	20.29%	20.29%	
270	Automatic CallBack (Call Return)	RESALE	20.29%	20.29%	
271	Automatic CallBack-Per Use (Call Return - Usage Sensitive)	RESALE	20.29%	20.29%	
272	Call Trace	RESALE	20.29%	20.29%	
273	Call Waiting	RESALE	20.29%	20.29%	
274	Caller ID WithName (Calling Name)	RESALE	20.29%	20.29%	
275	Caller ID (Calling Number)	RESALE	20.29%	20.29%	
276	MultiRing Service -1 (Personalized Ring -1 Dependent Number)	RESALE	20.29%	20.29%	
277	MultiRing Service -2 (Personalized Ring - 2 Dependent Numbers)	RESALE	20.29%	20.29%	
278	Remote Access to Call Forwarding (Grandfathered)	RESALE	0.00%	0.00%	
279	Selective Call Forwarding	RESALE	0.00%	0.00%	
280	Multi-Path Call Forwarding (Simultaneous Call Forwarding)	RESALE	20.29%	20.29%	

Line	OHIO - Generic Pricing Schedule	USOC	Monthly Recurring Rate	Non-Recurring Rate (Initial)	Non-Recurring Rate (Additional)
281	Remote Call Forwarding-Per Feature	RESALE	20.29%	20.29%	
282	RCF, Interstate, Interexchange	RESALE	20.29%	20.29%	
283	RCF, Intrastate	RESALE	20.29%	20.29%	
284	RCF, Interstate, International	RESALE	20.29%	20.29%	
285	RCF, Intrastate, Interexchange	RESALE	20.29%	20.29%	
286	RCF to 800	RESALE	20.29%	20.29%	
287	RCF Additional	RESALE	20.29%	20.29%	
288	Speed Calling 8	RESALE	20.29%	20.29%	
289	Speed Calling 30	RESALE	20.29%	20.29%	
290	Three Way Calling	RESALE	20.29%	20.29%	
291	Call Screening	RESALE	20.29%	20.29%	
292	Busy Line Transfer	RESALE	20.29%	20.29%	
293	Alternate Answer	RESALE	20.29%	20.29%	
294	Message Waiting - Tone	RESALE	20.29%	20.29%	
295	Easy Call	RESALE	20.29%	20.29%	
296	Prime Number Service	RESALE	20.29%	20.29%	
297	AT&T Ohio Privacy Manager	RESALE	20.29%	20.29%	
298	Name and Number Delivery Service	RESALE	20.29%	20.29%	
299					
300	DID				
301	DID	RESALE	20.29%	20.29%	
302					
303	TRUNKS				
304	Trunk	RESALE	20.29%	20.29%	
305					
306	AIN				
307	Area Wide Networking	RESALE	20.29%	20.29%	
308	Emergency Referral Message Service (Disaster Routing Service)	RESALE	20.29%	20.29%	
309	AT&T Ohio Switch Alternate Routing (ANSAR)	RESALE	20.29%	20.29%	
310	AT&T Ohio Customer Location Alternate Routing (ACLAR)	RESALE	20.29%	20.29%	
311					
312	OTHER				
313	Grandfathered Services	RESALE	0.00%	0.00%	
314	Promotions (Greater than 90 days)	RESALE	20.29%	20.29%	
315	TouchTone (Business)	RESALE	20.29%	20.29%	
316	TouchTone (Trunk)	RESALE	20.29%	20.29%	
317					
318	Data Services				
319	Gigabit Ethernet Metropolitan Area Network (GigaMAN)	RESALE	20.29%	20.29%	
320	PBX Trunks	RESALE	20.29%	20.29%	
321	Mult-Service Optical Network (MON)	RESALE	20.29%	20.29%	
322	OCn-PTP	RESALE	20.29%	20.29%	
323	ADTS-E	RESALE	20.29%	20.29%	
324	DS0	RESALE	20.29%	20.29%	
325	DS1	RESALE	20.29%	20.29%	
326	DS3	RESALE	20.29%	20.29%	
327					
328	ISDN				
329	ISDN	RESALE	20.29%	20.29%	
330					
331	DIRECTORY ASSISTANCE / OPERATOR SERVICES				
332	Local Operator Assistance Service	RESALE	20.29%	NA	
333	Local Directory Assistance	RESALE	20.29%	NA	
334					
335	National Directory Assistance (NDA), per call	OPEN	\$ 0.65	NA	
336	Reverse Directory Assistance (RDA), per call	OPEN	\$ 0.65	NA	
337	Business Category Search (BCS), per call	OPEN	\$ 0.65	NA	
338	Directory Assistance Call Completion (DACC), per call	OPEN	\$ 0.15	NA	
339					
340	OS/DA Automated Call Greeting and References / Rates				
341	Branding - Other - Initial/Subsequent Load, per switch		NA	\$ 1,800.00	
342	Branding and Reference/Rate Look Up, per OS/DA call		\$ 0.03		
343	Rate Reference - Initial Load, per state, per OCN		NA	\$ 5,000.00	
344	Rate Reference - Subsequent Load, per state, per OCN		NA	\$ 1,500.00	
345					
346	TOLL				
347	TOLL	RESALE	20.29%	20.29%	
348					
349	OPTIONAL TOLL CALLING PLANS				
350	Optional Toll Calling Plans	RESALE	20.29%	20.29%	
351					

Line	OHIO - Generic Pricing Schedule	USOC	Monthly Recurring Rate	Non-Recurring Rate (Initial)	Non-Recurring Rate (Additional)
352	CENTREX (PLEXAR)				
353	CENTREX ACS	RESALE	20.29%	20.29%	
354	CENTREX ACS AT&T Ohio CENTREX Network Manager	RESALE	0.00%	0.00%	
355					
356	PRIVATE LINE				
357	Analog Private Lines	RESALE	20.29%	20.29%	
358	Private Line Channel Services	RESALE	20.29%	20.29%	
359					
360	RESIDENCE		RESALE DISCOUNTS		
361	LOCAL EXCHANGE SERVICE		RECURRING	NON- RECURRING	
362	Life Line	RESALE	0.00%	0.00%	
363	Residence 1 Party	RESALE	20.29%	20.29%	
364	Residence Measured	RESALE	20.29%	20.29%	
365					
366	EXPANDED LOCAL CALLING				
367	Extended Area Service	RESALE	20.29%	20.29%	
368					
369	VERTICAL SERVICES				
370	Anonymous Call Rejection	RESALE	20.29%	20.29%	
371	Repeat Dialing (Auto Redial)	RESALE	20.29%	20.29%	
372	Repeat Dialing -Per Use (Auto Redial - Usage Sensitive)	RESALE	20.29%	20.29%	
373	Call Blocker	RESALE	20.29%	20.29%	
374	Call Forwarding	RESALE	20.29%	20.29%	
375	Call Forwarding - Busy Line	RESALE	20.29%	20.29%	
376	Call Forwarding - Busy Line/Don't Answer	RESALE	20.29%	20.29%	
377	Call Forwarding - Don't Answer	RESALE	20.29%	20.29%	
378	Automatic Call-Back (Call Return)	RESALE	20.29%	20.29%	
379	Automatic Call-Back Per Use (Call Return - Usage Sensitive)	RESALE	20.29%	20.29%	
380	Call Trace	RESALE	20.29%	20.29%	
381	Call Waiting	RESALE	20.29%	20.29%	
382	Caller ID with Name (Calling Name)	RESALE	20.29%	20.29%	
383	Caller ID (Calling Number)	RESALE	20.29%	20.29%	
384	Multi-Ring Service - 1 (Personalized Ring- 1 dependent number)	RESALE	20.29%	20.29%	
385	Multi-Ring Service - 2 (Personalized Ring - 2 dependent numbers - 1st dependent number)	RESALE	20.29%	20.29%	
386	Remote Access to Call Forwarding (GF)	RESALE	0.00%	0.00%	
387	RCF, Interstate, Interexchange	RESALE	20.29%	20.29%	
388	RCF, Intrastate	RESALE	20.29%	20.29%	
389	RCF, Interstate, International	RESALE	20.29%	20.29%	
390	RCF, Intrastate, Interexchange	RESALE	20.29%	20.29%	
391	RCF to 800	RESALE	20.29%	20.29%	
392	RCF Additional	RESALE	20.29%	20.29%	
393	Selective Call Forwarding	RESALE	20.29%	20.29%	
394	Speed Calling 8	RESALE	20.29%	20.29%	
395	Three Way Calling	RESALE	20.29%	20.29%	
396	Call Screening	RESALE	20.29%	20.29%	
397	Busy Line Transfer	RESALE	20.29%	20.29%	
398	Alternate Answer	RESALE	20.29%	20.29%	
399	Message Waiting - Tone	RESALE	20.29%	20.29%	
400	Easy Call	RESALE	20.29%	20.29%	
401	AT&T Ohio Privacy Manager	RESALE	20.29%	20.29%	
402	Name and Number Delivery Service	RESALE	20.29%	20.29%	
403					
404	ISDN				
405	ISDN	RESALE	20.29%	20.29%	
406					
407	OTHER				
408					
409	Grandfathered Services	RESALE	0.00%	0.00%	
410	Promotions (Greater than 90 Days)	RESALE	20.29%	20.29%	
411	TouchTone	RESALE	20.29%	20.29%	
412	Home Services Packages	RESALE	20.29%	20.29%	
413					
414	TOLL				
415					
416	Custom and Dedicated 800 Service (Home 800)	RESALE	20.29%	20.29%	
417	IntraLATA MTS	RESALE	20.29%	20.29%	
418	900/976 Call Blocking (900/976 Call Restriction)	RESALE	20.29%	20.29%	
419	976 (976 Information Delivery Service)	RESALE	20.29%	20.29%	
420	Access Services (See Current Access Tariff)	RESALE	0%	0%	

Line	OHIO - Generic Pricing Schedule	USOC	Monthly Recurring Rate	Non-Recurring Rate (Initial)	Non-Recurring Rate (Additional)
421	Additional Directory Listings	RESALE	20.29%	20.29%	
422	Carrier Disconnect Service (Company Initiated Suspension Service)	RESALE	20.29%	20.29%	
423	Connection Services	RESALE	20.29%	20.29%	
424	Premise Services/Line Backer (Maintenance of Service Charges)	RESALE	0%	0%	
425	Shared Tenant Service	RESALE	0%	0%	
426	Toll Restriction	RESALE	20.29%	20.29%	
427	Restoral of Service Charge	RESALE	0%	0%	
428					
429	Electronic Billing Information Data (daily usage)	RESALE	\$0.00		
430	per message				
431					
432	Local disconnect Report (LDR)				
433	Per WTN	RESALE	\$0.00		
434					
435	Line Connection Charge				
436	Complex (Residence)	RESALE		20.29%	
437	Complex (Business)	RESALE		20.29%	
438	Simple (Residence)	RESALE		20.29%	
439	Simple (Business)	RESALE		20.29%	
440					
441	Service Order/Service Request Charge				
442	Complex (Residence)	RESALE		20.29%	
443	Complex (Business)	RESALE		20.29%	
444	Simple (Residence)	RESALE		20.29%	
445	Simple (Business)	RESALE		20.29%	
446					
447	Non-Electronic (Manual) Service Order Charge				
448	Complex (Residence)	RESALE		\$ 9.02	
449	Complex (Business)	RESALE		\$ 9.02	
450	Simple (Residence)	RESALE		\$ 9.02	
451	Simple (Business)	RESALE		\$ 9.02	

	A	B	C	D	E	F
1	Line	Product Type	Rate Element Description	USOC	Monthly Recurring Rate	Non-Recurring Rate (Initial)
2	1	CLEC-PROVISIONED FACILITIES & EQUIPMENT: CAGED				
3	2	REAL ESTATE				
4	3	Site Conditioning	Per Sq. Ft. of space used by CLEC	S8FWB		\$9.28
5	4	Safety & Security	Per Sq. Ft. of space used by CLEC	S8F4N		\$19.56
6	5	Floor Space Usage	Per Sq. Ft. of space used by CLEC	S8F4L	\$5.97	
7	6	COMMON SYSTEMS				
8	7	Common Systems - Cage	Per Sq. Ft. of space used by CLEC	S8F4A	\$0.44	\$59.86
9	8	PLANNING				
10	9	Planning - Central Office	Per Sq. Ft. of space used by CLEC	S8GCA	\$0.09	\$7.55
11	10	Planning	Per Request	NRFCN		\$5,244.43
12	11	Planning - Subsequent Inter. Cabling	Per Request	NRFCN		\$2,267.04
13	12	Planning - Subsequent Power Cabling	Per Request	NRFCF		\$2,306.10
14	13	Planning - Subs. Inter./Power Cabling	Per Request	NRFCG		\$2,884.60
15	14	Planning - Non-Standard	Per Request	NRFCN		\$1,436.00
16	15	POWER PROVISIONING				
17	16	Power Panel:				
18	17	50 Amp	Per Power Panel (CLEC Provided)	NONE		
19	18	200 Amp	Per Power Panel (CLEC Provided)	NONE		
20	19	Power Cable and Infrastructure:				
21	20	Power Cable Rack	Per Four Power Cables or Quad	NONE		
22	21	2-10 Amp Feeds	Per 2-10 Amp Power Feeds (CLEC Provided)	C1F31	\$0.25	\$48.23
23	22	2-20 Amp Feeds	Per 2-20 Amp Power Feeds (CLEC Provided)	S8GF1	\$0.25	\$48.23
24	23	2-30 Amp Feeds	Per 2-30 Amp Power Feeds (CLEC Provided)	C1F32	\$0.25	\$48.23
25	24	2-40 Amp Feeds	Per 2-40 Amp Power Feeds (CLEC Provided)	C1F33	\$0.25	\$48.23
26	25	2-50 Amp Feeds	Per 2-50 Amp Power Feeds (CLEC Provided)	S8GF2	\$0.25	\$48.23
27	26	2-100 Amp Feeds	Per 2-100 Amp Power Feeds (CLEC Provided)	S8GF3	\$0.25	\$48.23
28	27	Equipment Grounding:				
29	28	Ground Cable Placement	Per Sq. Ft. of space used by CLEC	S8FCR	\$0.03	\$0.92
30	29	DC POWER AMPERAGE CHARGE				
31	30	HVAC	Per 10 Amps	S8GCS	\$14.62	
32	31	Per Amp	Per Amp	S8GCR	\$10.61	
33	32	FIBER CABLE PLACEMENT				
34	33	Central Office:				
35	34	Fiber Cable	Per Fiber Cable Sheath (CLEC Vendor Pulls Cable)	S8FQ9	\$4.85	\$809.13
36	35	Entrance Conduit	Per Fiber Cable Sheath	S8FW5	\$8.76	
37	36	MISCELLANEOUS & OPTIONAL COST:				
38	37	MISCELLANEOUS COSTS				
39	38	Timing Lead	Per Linear Foot	S8F45	\$0.08	\$14.81
40	39	Bits Timing	Based on two (2) leads per circuit	S8FQT	\$3.58	\$698.82
41	40	Space Availability Report	Per Premise	NRFCQ		\$168.04
42	41	Security Access / ID Cards	Per Five Cards	NRFCM		\$123.35
43	42	Security Access / ID Cards/Expedite	Per Five Cards	NRFCN		\$203.35
44	43	CAGE COMMON COSTS				
45	44	AC Circuit Placement	Per Sq. Ft. (CLEC provides cage)	NRL60		\$5.29
46	45	INTERCONNECTION COSTS:				
47	46	ILEC TO CLEC CONNECTION				
48	47	Voice Grade Arrangement	100 Copper Pairs (CLEC provides cable)	S8F48	\$3.86	\$156.02
49	48	Voice Grade Arrangement	100 Shielded Pairs (CLEC provides cable)	S8FWU	\$3.86	\$156.02
50	49	DS1 Arrangement - DCS	28 DS1 (CLEC provides cable)	S8FQM	\$295.42	\$3,105.79
51	50	DS1 Arrangement - DSX	28 DS1 (CLEC provides cable)	S8F46	\$6.07	\$486.89
52	51	DS3 Arrangement - DCS	1 DS3 (CLEC provides cable)	S8F47	\$115.30	\$1,809.40
53	52	DS3 Arrangement - DSX	1 DS3 (CLEC provides cable)	S8FQN	\$5.69	\$116.67
54	53	Fiber Arrangement	12 Fiber Pairs (CLEC provides cable)	S8FQR	\$3.58	\$698.82
55	54	CLEC TO CLEC CONNECTION				
56	55	Cable Racking and Hole for Optical	Per Cable	S8GFE	\$0.82	
57	56	Cable Racking and Hole for DS1	Per Cable	S8GFF	\$0.57	
58	57	Cable Racking and Hole for DS3	Per Cable	S8GFG	\$0.50	
59	58	Route Design		NRFCX		\$424.88
60	59	Connection for DS1	Per 28 Circuits (CLEC provides cable)	S8GFH	\$0.18	
61	60	Connection for DS3	Per Circuit (CLEC provides cable)	S8GFJ	\$0.12	
62	61	Connection for Optical	Per Cable (CLEC provides cable)	S8GFK	\$0.31	
63	62	TIME SENSITIVE ACTIVITIES				
64	63	PRE-VISITS				
65	64	Colloc. Ser. Mgr. - 2nd Level	Per 1/4 Hour	NRFCR		\$23.23
66	65	Comm. Tech - Craft	Per 1/4 Hour	NRFCS		\$19.60
67	66	CO Manager - 1st Level	Per 1/4 Hour	NRFCN		\$19.72
68	67	Floor Space Planning - 1st Level	Per 1/4 Hour	NRFCU		\$19.24
69	68	CONSTRUCTION VISITS				
70	69	Project Manager - 1st Level	Per 1/4 Hour	NRFCV		\$19.24
71	70	Colloc. Ser. Mgr. - 2nd Level	Per 1/4 Hour	NRFCZ		\$23.23
72	71					
73	72	CLEC-PROVISIONED FACILITIES & EQUIPMENT: CAGELESS				
74	73	REAL ESTATE				
75	74	Site Conditioning	Per Frame (Standard Bay=10 sq ft)	S8FWC		\$92.81
76	75	Safety & Security	Per Frame (Standard Bay=10 sq ft)	S8FWG		\$195.57

	A	B	C	D	E	F
1	Line	Product Type	Rate Element Description	USOC	Monthly Recurring Rate	Non-Recurring Rate (Initial)
77	76	Floor Space Usage	Per Frame (Standard Bay=10 sq ft)	S8F9C	\$64.21	
78	77	COMMON SYSTEMS				
79	78	Common Systems - Cageless	Per Frame (Standard Bay=10 sq ft)	S8FWE	\$9.35	\$760.45
80	79	PLANNING				
81	80	Planning - Central Office	Per Frame (Standard Bay=10 sq ft)	S8GCB	\$1.13	\$75.54
82	81	Planning	Per Request	NRFCJ		\$4,601.93
83	82	Planning - Subsequent Inter. Cabling	Per Request	NRFCE		\$2,267.04
84	83	Planning - Subsequent Power Cabling	Per Request	NRFCF		\$2,306.10
85	84	Planning - Subs. Inter./Power Cabling	Per Request	NRFCG		\$2,884.60
86	85	Planning - Non-Standard	Per Request	NRFCH		\$1,436.00
87	86	POWER PROVISIONING				
88	87	Power Panel:				
89	88	50 Amp	Per Power Panel (CLEC Provided)	NONE		
90	89	200 Amp	Per Power Panel (CLEC Provided)	NONE		
91	90	Power Cable and Infrastructure:				
92	91	Power Cable Rack	Per Four Power Cables or Quad	NONE		
93	92	2-10 Amp Feeds	Per 2-10 Amp Power Feeds (CLEC Provided)	C1F34	\$0.25	\$48.23
94	93	2-20 Amp Feeds	Per 2-20 Amp Power Feeds (CLEC Provided)	S8GF1	\$0.25	\$48.23
95	94	2-30 Amp Feeds	Per 2-30 Amp Power Feeds (CLEC Provided)	C1F35	\$0.25	\$48.23
96	95	2-40 Amp Feeds	Per 2-40 Amp Power Feeds (CLEC Provided)	C1F36	\$0.25	\$48.23
97	96	2-50 Amp Feeds	Per 2-50 Amp Power Feeds (CLEC Provided)	S8GF2	\$0.25	\$48.23
98	97	2-100 Amp Feeds	Per 2-100 Amp Power Feeds (CLEC Provided)	S8GF3	\$0.25	\$48.23
99	98	Equipment Grounding:				
100	99	Ground Cable Placement	Per Frame	S8GDB	\$0.33	\$15.32
101	100	DC POWER AMPERAGE CHARGE				
102	101	HVAC	Per 10 Amps	S8GCS	\$14.62	
103	102	Per Amp	Per Amp	S8GCR	\$10.61	
104	103	CEV, HUT & Cabinets	Per 2 inch mounting space	S8GCT	\$1.27	
105	104	FIBER CABLE PLACEMENT				
106	105	Central Office:				
107	106	Fiber Cable	Per Fiber Cable Sheath (CLEC Vendor Pulls Cable)	S8FQ9	\$4.85	\$809.13
108	107	Entrance Conduit	Per Fiber Cable Sheath	S8FW5	\$8.76	
109	108	CEV, HUT & Cabinets:				
110	109	Fiber Cable Placement	Per Fiber Cable Sheath	S8GDH		\$53.58
111	110	Entrance Conduit	Per Fiber Cable Sheath	S8GDJ	\$2.61	
112	111	MISCELLANEOUS & OPTIONAL COST:				
113	112	MISCELLANEOUS COSTS				
114	113	Timing Lead	Per Linear Foot	S8F45	\$0.08	\$14.81
115	114	Bits Timing	Based on two (2) leads per circuit	S8FQT	\$3.58	\$698.82
116	115	Space Availability Report	Per Premise	NRFCQ		\$168.04
117	116	Security Access / ID Cards	Per Five Cards	NRFCM		\$123.35
118	117	Security Access / ID Cards/Expedite	Per Five Cards	NRFCN		\$203.35
119	118	CAGELESS / POT BAY OPTIONS				
120	119	Standard Equipment Bay	Each (CLEC Provided)	NONE		
121	120	Non-Standard Cabinet Bay	Each (CLEC Provided)	NONE		
122	121	VF/DS0 Termination Panel	Each (CLEC Provided)	NONE		
123	122	VF/DS0 Termination Module	Each (CLEC Provided)	NONE		
124	123	DDP-1 Panel	Each (CLEC Provided)	NONE		
125	124	DDP-1 Jack Access Card	Each (CLEC Provided)	NONE		
126	125	DS3/STS-1 Interconnect Panel	Each (CLEC Provided)	NONE		
127	126	DS3 Interconnect Module	Each (CLEC Provided)	NONE		
128	127	Fiber Optic Splitter Panel	Each (CLEC Provided)	NONE		
129	128	Fiber Termination Dual Module	Each (CLEC Provided)	NONE		
130	129	CEV, HUT, CABINET				
131	130	24 Foot CEV	2 Inch Mounting Space	S8GE3	\$1.64	
132	131	16 Foot CEV	2 Inch Mounting Space	S8GE4	\$1.77	
133	132	Maxi-Hut	2 Inch Mounting Space	S8GE1	\$0.77	
134	133	Mini-Hut	2 Inch Mounting Space	S8GE2	\$1.33	
135	134	Large Cabinet	2 Inch Mounting Space	S8GEX	\$1.63	
136	135	Medium Cabinet	2 Inch Mounting Space	S8GEY	\$2.19	
137	136	Small Cabinet	2 Inch Mounting Space	S8GEZ	\$3.29	
138	137	INTERCONNECTION COSTS:				
139	138	ILEC TO CLEC CONNECTION				
140	139	Voice Grade Arrangement	100 Copper Pairs (CLEC provides cable)	S8F3E	\$3.86	\$156.02
141	140	Voice Grade Arrangement	100 Shielded Pairs (CLEC provides cable)	S8FWV	\$3.86	\$156.02
142	141	DS1 Arrangement - DCS	28 DS1 (CLEC provides cable)	S8F2J	\$295.42	\$3,105.79
143	142	DS1 Arrangement - DSX	28 DS1 (CLEC provides cable)	S8F2P	\$6.07	\$486.89
144	143	DS3 Arrangement - DCS	1 DS3 (CLEC provides cable)	S8F21	\$115.30	\$1,809.40
145	144	DS3 Arrangement - DSX	1 DS3 (CLEC provides cable)	S8F25	\$5.69	\$116.67
146	145	Fiber Arrangement	12 Fiber Pairs (CLEC provides cable)	S8F49	\$3.76	\$495.49
147	146	CLEC TO CLEC CONNECTION				
148	147	Cable Racking and Hole for Optical	Per Cable	S8GFE	\$0.82	
149	148	Cable Racking and Hole for DS1	Per Cable	S8GFF	\$0.57	
150	149	Cable Racking and Hole for DS3	Per Cable	S8GFG	\$0.50	
151	150	Route Design		NRFCX		\$424.88
152	151	Connection for DS1	Per 28 Circuits (CLEC provides cable)	S8GFL	\$0.18	\$0.00
153	152	Connection for DS3	Per Circuit (CLEC provides cable)	S8GFM	\$0.12	\$0.00

	A	B	C	D	E	F
1	Line	Product Type	Rate Element Description	USOC	Monthly Recurring Rate	Non-Recurring Rate (Initial)
154	153	Connection for Optical	Per Cable (CLEC provides cable)	S8GFN	\$0.31	\$0.00
155	154	PROJECT MANAGEMENT				
156	155	CEV, HUT & CABINET				
157	156	Project Coordination	Per CLEC Application	NRFCCK		\$631.17
158	157	TIME SENSITIVE ACTIVITIES				
159	158	PRE-VISITS				
160	159	Colloc. Ser. Mgr. - 2nd Level	Per 1/4 Hour	NRFCR		\$23.23
161	160	Comm. Tech - Craft	Per 1/4 Hour	NRFCS		\$19.60
162	161	CO Manager - 1st Level	Per 1/4 Hour	NRFCU		\$19.72
163	162	Floor Space Planning - 1st Level	Per 1/4 Hour	NRFCU		\$19.24
164	163	CONSTRUCTION VISITS				
165	164	Project Manager - 1st Level	Per 1/4 Hour	NRFCV		\$19.24
166	165	Colloc. Ser. Mgr. - 2nd Level	Per 1/4 Hour	NRFCZ		\$23.23
167	166					
168	167	CLEC-PROVISIONED FACILITIES & EQUIPMENT: CAGED COMMON				
169	168	REAL ESTATE				
170	169	Site Conditioning	Per Frame (Standard Bay=10 sq ft)	S8FWC		\$92.81
171	170	Safety & Security	Per Frame (Standard Bay=10 sq ft)	S8FWG		\$195.57
172	171	Floor Space Usage	Per Linear Foot	S8GCO	\$24.87	
173	172	COMMON SYSTEMS				
174	173	Common Systems - Common	Per Linear Foot	S8GCP	\$3.62	\$294.37
175	174	PLANNING				
176	175	Planning - Central Office	Per Linear Foot	S8GCC	\$0.44	\$29.24
177	176	Planning	Per Request	NRFCJ		\$4,601.93
178	177	Planning - Subsequent Inter. Cabling	Per Request	NRFCF		\$2,267.04
179	178	Planning - Subsequent Power Cabling	Per Request	NRFCF		\$2,306.10
180	179	Planning - Subs. Inter./Power Cabling	Per Request	NRFCG		\$2,884.60
181	180	Planning - Non-Standard	Per Request	NRFCH		\$1,436.00
182	181	POWER PROVISIONING				
183	182	Power Panel:				
184	183	50 Amp	Per Power Panel (CLEC provides)	NONE		
185	184	200 Amp	Per Power Panel (CLEC provides)	NONE		
186	185	Power Cable and Infrastructure:				
187	186	Power Cable Rack	Per Four Power Cables or Quad	NONE		
188	187	2-10 Amp Feeds	Per 2-10 Amp Power Feeds (CLEC Provided)	C1F31	\$0.25	\$48.23
189	188	2-20 Amp Feeds	Per 2-20 Amp Power Feeds (CLEC Provided)	S8GF1	\$0.25	\$48.23
190	189	2-30 Amp Feeds	Per 2-30 Amp Power Feeds (CLEC Provided)	C1F32	\$0.25	\$48.23
191	190	2-40 Amp Feeds	Per 2-40 Amp Power Feeds (CLEC Provided)	C1F33	\$0.25	\$48.23
192	191	2-50 Amp Feeds	Per 2-50 Amp Power Feeds (CLEC Provided)	S8GF2	\$0.25	\$48.23
193	192	2-100 Amp Feeds	Per 2-100 Amp Power Feeds (CLEC Provided)	S8GF3	\$0.25	\$48.23
194	193	Equipment Grounding:				
195	194	Ground Cable Placement	Per Linear Foot	S8GDC	\$0.13	\$5.93
196	195	DC POWER AMPERAGE CHARGE				
197	196	HVAC	Per 10 Amps	S8GCS	\$14.62	
198	197	Per Amp	Per Amp	S8GCR	\$10.61	
199	198	FIBER CABLE PLACEMENT				
200	199	Central Office:				
201	200	Fiber Cable	Per Fiber Cable Sheath (CLEC Vendor Pulls Cable)	S8FQ9	\$4.85	\$809.13
202	201	Entrance Conduit	Per Fiber Cable Sheath	S8FW5	\$8.76	
203	202	MISCELLANEOUS & OPTIONAL COST:				
204	203	MISCELLANEOUS COSTS				
205	204	Timing Lead	Per Linear Foot	S8F45	\$0.08	\$14.81
206	205	Bits Timing	Based on two (2) leads per circuit	S8FQT	\$3.58	\$698.82
207	206	Space Availability Report	Per Premise	NRFCQ		\$168.04
208	207	Security Access / ID Cards	Per Five Cards	NRFCM		\$123.35
209	208	Security Access / ID Cards/Expedite	Per Five Cards	NRFCN		\$203.35
210	209	CAGE COMMON COSTS				
211	210	Cage Preparation	Per Linear Foot	S8GCJ	\$1.00	\$157.00
212	211	INTERCONNECTION COSTS:				
213	212	ILEC TO CLEC CONNECTION				
214	213	Voice Grade Arrangement	100 Copper Pairs (CLEC provides cable)	S8F3E	\$3.86	\$156.02
215	214	Voice Grade Arrangement	100 Shielded Pairs (CLEC provides cable)	S8FWV	\$3.86	\$156.02
216	215	DS1 Arrangement - DCS	28 DS1 (CLEC provides cable)	S8F2J	\$295.42	\$3,105.79
217	216	DS1 Arrangement - DSX	28 DS1 (CLEC provides cable)	S8F2P	\$6.07	\$486.89
218	217	DS3 Arrangement - DCS	1 DS3 (CLEC provides cable)	S8F21	\$115.30	\$1,809.40
219	218	DS3 Arrangement - DSX	1 DS3 (CLEC provides cable)	S8F25	\$5.69	\$116.67
220	219	Fiber Arrangement	12 Fiber Pairs (CLEC provides cable)	S8F49	\$3.76	\$495.49
221	220					
222	221	CLEC-PROVISIONED FACILITIES & EQUIPMENT: VIRTUAL				
223	222	REAL ESTATE				
224	223	Site Conditioning	Per Frame	S8FX5		\$92.81
225	224	Safety & Security	Per Frame	S8FX6		\$195.57
226	225	Floor Space Usage	Per Frame	S8F62	\$28.91	
227	226	COMMON SYSTEMS				
228	227	Common Systems - Standard	Per Frame	S8F64	\$10.75	

	A	B	C	D	E	F
1	Line	Product Type	Rate Element Description	USOC	Monthly Recurring Rate	Non-Recurring Rate (Initial)
229	228	Common Systems - Non-Standard	Per Cabinet	S8F65	\$19.36	
230	229	PLANNING				
231	230	Planning	Per Request	NRM99		\$5,555.76
232	231	Planning - Subsequent Inter. Cabling	Per Request	NRMA3		\$2,224.49
233	232	Planning - Subsequent Power Cabling	Per Request	NRMAA		\$2,303.84
234	233	Planning - Subs. Inter./Power Cabling	Per Request	NRMAX		\$2,882.61
235	234	POWER PROVISIONING				
236	235	Power Cable and Infrastructure:				
237	236	Power Cable Rack	Per Four Power Cables or Quad	NONE		
238	237	2-10 Amp Feeds	Per 2-10 Amp Power Feeds (CLEC Provided)	C1F37	\$0.52	
239	238	2-20 Amp Feeds	Per 2-20 Amp Power Feeds (CLEC Provided)	S8GFO	\$0.52	
240	239	2-30 Amp Feeds	Per 2-30 Amp Power Feeds (CLEC Provided)	C1F38	\$0.52	
241	240	2-40 Amp Feeds	Per 2-40 Amp Power Feeds (CLEC Provided)	C1F39	\$0.52	
242	241	2-50 Amp Feeds	Per 2-50 Amp Power Feeds (CLEC Provided)	S8GFP	\$0.52	
243	242	Equipment Grounding:				
244	243	Ground Cable Placement	Per Frame	S8F69	\$0.36	
245	244	DC POWER AMPERAGE CHARGE				
246	245	HVAC	Per 10 Amps	S8FXO	\$14.62	
247	246	Per Amp	Per Amp	S8FXN	\$10.61	
248	247	CEV, HUT & Cabinets	Per 2 inch mounting space	S8FXP	\$1.27	
249	248	FIBER CABLE PLACEMENT				
250	249	Central Office:				
251	250	Fiber Cable	Per Fiber Cable Sheath	S8F8F	\$11.01	\$1,971.42
252	251	Entrance Conduit	Per Fiber Cable Sheath	S8F8G	\$8.17	
253	252	CEV, HUT & Cabinets:				
254	253	Fiber Cable Placement	Per Fiber Cable Sheath	S8FXQ		\$53.58
255	254	Entrance Conduit	Per Fiber Cable Sheath	S8FXR	\$2.61	
256	255	MISCELLANEOUS & OPTIONAL COST:				
257	256	MISCELLANEOUS COSTS				
258	257	Timing Lead	Per Linear Foot	S8FXT	\$0.08	\$14.81
259	258	Bits Timing	Based on two (2) leads per circuit	S8FXS	\$3.58	\$698.82
260	259	VIRTUAL FRAME OPTIONS				
261	260	Standard Equipment Bay	Each (CLEC Provided)	NONE		
262	261	CEV, HUT, CABINET				
263	262	24 Foot CEV	2 Inch Mounting Space	S8FXZ	\$1.64	
264	263	16 Foot CEV	2 Inch Mounting Space	S8FY6	\$1.77	
265	264	Maxi-Hut	2 Inch Mounting Space	S8FXX	\$0.77	
266	265	Mini-Hut	2 Inch Mounting Space	S8FXY	\$1.33	
267	266	Large Cabinet	2 Inch Mounting Space	S8FXU	\$1.63	
268	267	Medium Cabinet	2 Inch Mounting Space	S8FXV	\$2.19	
269	268	Small Cabinet	2 Inch Mounting Space	S8FXW	\$3.29	
270	269	INTERCONNECTION COSTS:				
271	270	ILEC TO CLEC CONNECTION				
272	271	Voice Grade Arrangement	100 Copper Pairs (CLEC provides cable)	S8F82	\$3.86	\$225.02
273	272	Voice Grade Arrangement	100 Shielded Pairs (CLEC provides cable)	S8F83	\$3.86	\$225.02
274	273	DS1 Arrangement - DCS	28 DS1 (CLEC provides cable)	S8F8X	\$295.42	\$3,496.22
275	274	DS1 Arrangement - DSX	28 DS1 (CLEC provides cable)	S8F8Y	\$6.07	\$651.13
276	275	DS3 Arrangement - DCS	1 DS3 (CLEC provides cable)	S8F8Z	\$115.30	\$2,186.12
277	276	DS3 Arrangement - DSX	1 DS3 (CLEC provides cable)	S8F81	\$5.69	\$204.42
278	277	Fiber Arrangement	12 Fiber Pairs (CLEC provides cable)	S8F84	\$10.47	\$152.71
279	278	VIRTUAL TO VIRTUAL CONNECTION				
280	279	Cable Racking and Hole for Optical	Per Cable	S8FY7	\$0.90	
281	280	Cable Racking and Hole for DS1	Per Cable	S8FY8	\$0.49	
282	281	Cable Racking and Hole for DS3	Per Cable	S8FY9	\$0.35	
283	282	Route Design		NRLWF		\$463.36
284	283	Connection for DS1	Per 28 Circuits (CLEC provides cable)	S8GFQ	\$0.41	\$0.00
285	284	Connection for DS3	Per Circuit (CLEC provides cable)	S8GFR	\$0.27	\$0.00
286	285	Connection for Optical	Per Cable (CLEC provides cable)	S8GFS	\$0.81	\$0.00
287	286	PROJECT MANAGEMENT				
288	287	CEV, HUT & CABINET				
289	288	Project Coordination	Per CLEC Application Augment	NRFCCK		\$631.17
290	289	EQUIPMENT MAINTENANCE AND SECURITY ESCORT				
291	290	CENTRAL OFFICE TYPE				
292	291	Staffed CO During Normal Business Hours	Per 1/4 Hour	NRMHK		\$15.15
293	292	Staffed CO During Outside Normal Business Hours	4 Hour Minimum - Initial	NRMHN		\$242.35
294	293	Staffed CO During Outside Normal Business Hours	Per 1/4 Hour - Additional	NRMJ7		\$15.15
295	294	Not Staffed CO/RT During Normal Business Hours	Per 1/4 Hour	NRMJ8		\$15.15
296	295	Not Staffed CO/RT During Outside Normal Business Hours	4 Hour Minimum - Initial	NRMJ9		\$242.35
297	296	Not Staffed CO/RT During Outside Normal Business Hours	Per 1/4 Hour - Additional	NRML7		\$15.15
298	297	CEV, HUT & CABINET				
299	298	Per Visit	4 Hour Minimum - Initial	NRMJ9		\$242.35
300	299	Per Visit	Per 1/4 Hour - Additional	NRML7		\$15.15
301	300	ADDITIONAL LABOR ELEMENTS				
302	301	TRAINING				
303	302	Communications Tech	Per 1/2 Hour	NRMCD		\$39.21
304	303	CO Manager	Per 1/2 Hour	NRME9		\$39.45
305	304	Power Engineer	Per 1/2 Hour	NRMF9		\$38.47

	A	B	C	D	E	F
1	Line	Product Type	Rate Element Description	USOC	Monthly Recurring Rate	Non-Recurring Rate (Initial)
306	305	Equipment Engineer	Per 1/2 Hour	NRMHJ		\$38.47
307	306	EQUIPMENT EVALUATION COST				
308	307	Equipment Engineer	Per 1/2 Hour	NRMO9		\$38.47
309	308	TEST AND ACCEPTANCE				
310	309	Communications Tech	Per 1/2 Hour	NRMP2		\$39.21
311	310					
312	311	CLEC-PROVISIONED FACILITIES & EQUIPMENT: ADJACENT ON-SITE				
313	312	PLANNING				
314	313	Planning - Initial	Per Request	NRFA1		\$9,268.73
315	314	Planning - Subsequent	Per Request	NRFA2		\$1,606.77
316	315	REAL ESTATE				
317	316	Land Rental	Per Square Foot	S8GEN	\$0.44	
318	317	POWER PROVISIONING				
319	318	Power Cable and Infrastructure:				
320	319	2-100 Amp Feeds	Per 2-100 Amp Power Feeds (CLEC provides cable)	NONE		
321	320	2-200 Amp Feeds	Per 2-200 Amp Power Feeds (CLEC provides cable)	NONE		
322	321	2-300 Amp Feeds	Per 2-300 Amp Power Feeds (CLEC provides cable)	NONE		
323	322	2-400 Amp Feeds	Per 2-400 Amp Power Feeds (CLEC provides cable)	NONE		
324	323	AC Service:				
325	324	Extension of 100 Amp AC Service (Opt.)	Per Request	NRFCW		\$6,447.00
326	325	AC Usage	Per KWH	S8GEO	\$0.05	
327	326	DC POWER AMPERAGE CHARGE				
328	327	Per Amp	Per Amp	S8GCR	\$10.61	
329	328	FIBER CABLE PLACEMENT				
330	329	Fiber Installation	Per Fiber Cable Sheath (CLEC Vendor Pulls Cable)	S8GF4	\$2.13	\$488.48
331	330	Entrance Fiber Racking	Per Rack/Conduit Duct	S8GDG	\$1.55	
332	331	CABLE RACK				
333	332	DC Power Cable Rack	Per Rack	S8GEP	\$13.64	\$2,667.22
334	333	Fiber Cable Rack	Per Rack	S8GEQ	\$20.63	
335	334	Interconnection Arrangement (Copper) Racking	Per Rack	S8GER	\$30.63	
336	335	CONDUIT PLACEMENT				
337	336	DC Power Cable Rack	Per Rack	S8GES		\$7,386.71
338	337	Fiber Cable Rack	Per Rack	S8GET		\$4,711.89
339	338	Interconnection Arrangement (Copper) Racking	Per Rack	S8GEU		\$5,545.50
340	339	INTERCONNECTION COSTS:				
341	340	ILEC TO CLEC CONNECTION				
342	341	Voice Grade Arrangement	100 Copper Pairs (CLEC provides cable)	S8F3G	\$3.86	\$156.02
343	342	Voice Grade Arrangement	100 Shielded Pairs (CLEC provides cable)	S8FWW	\$3.86	\$156.02
344	343	DS1 Arrangement - DCS	28 DS1 (CLEC provides cable)	S8F2L	\$295.42	\$3,105.79
345	344	DS1 Arrangement - DSX	28 DS1 (CLEC provides cable)	S8F2R	\$6.07	\$486.89
346	345	DS3 Arrangement - DCS	1 DS3 (CLEC provides cable)	S8F23	\$115.30	\$1,809.40
347	346	DS3 Arrangement - DSX	1 DS3 (CLEC provides cable)	S8F27	\$5.69	\$116.67
348	347	Fiber Arrangement	12 Fiber Pairs (CLEC provides cable)	S8F3N	\$3.76	\$495.49
349	348					
350	349	CLEC-PROVISIONED FACILITIES & EQUIPMENT: ADJACENT OFF-SITE				
351	350	PLANNING				
352	351	Planning	Per Request	NRFA3		\$1,254.32
353	352	CONDUIT				
354	353	Conduit Space	Per Innerduct	S8GEW	\$1.17	
355	354	INTERCONNECTION COSTS:				
356	355	ILEC TO CLEC CONNECTION				
357	356	Voice Grade/DS0 Arrangement	900 DS0 (Hole, Racking, MDF) (CLEC Vendor Pulls and Installs Cable)	S8GF5	\$311.43	
358	357	DS1 Arrangement - DCS	28 DS1 (Hole, Racking, DCS) (CLEC Vendor Pulls and Installs Cable)	S8GF6	\$439.96	
359	358	DS1 Arrangement - DSX	28 DS1 (Hole, Racking, DSX) (CLEC Vendor Pulls and Installs Cable)	S8GF7	\$35.03	
360	359	DS1 Arrangement - MDF	450 DS1 (Hole, Racking, MDF) (CLEC Vendor Pulls and Installs Cable)	S8GF8	\$311.43	
361	360	Fiber Arrangement	12 Fiber Pairs (Hole, Racking, FDF) (CLEC Vendor Pulls and Installs Cable)	S8GF9	\$9.02	
362	361					
363	362	RATES AND CHARGES FOR				
364	363	COMPLETE SPACE DISCONTINUANCE				
365	364	Application Fee	Per Request	NRFX1		\$503.95
366	365	Project Management Fee – Complete Space Discontinuance	Per Request	NRFX2		\$2,883.10
367	366	Remove Fiber Jumpers	Per linear foot	NRFX3		\$18.79
368	367	Remove Fiber Cables	Per linear foot	NRFX4		\$14.43
369	368	Remove VF/DS0 Cable	Per linear foot	NRFX5		\$2.60
370	369	Remove DS1 Cable	Per linear foot	NRFX6		\$4.89
371	370	Remove DS3 Cable (Coax)	Per linear foot	NRFX7		\$3.57
372	371	Remove Timing Cable	Per Request	NRFX8		\$9.64
373	372	Remove Power Cable-50AMP feed & below	Per linear foot	NRFX9		\$24.76
374	373	Remove Power Cable-100AMP feed & above	Per linear foot	NRFXA		\$22.73
375	374	Remove Cage Grounding Material	Each grounding lead & ground bar	NRFXB		\$1,462.85

	A	B	C	D	E	F
1	Line	Product Type	Rate Element Description	USOC	Monthly Recurring Rate	Non-Recurring Rate (Initial)
376	375	Remove Fiber Entrance Cable	Per cable removal job	NRFXC		\$1,664.00
377	376	Infrastructure Maps & Records	Per cable removal job	NRFXD		\$104.00
378	377	Engineering Work Order	Per cable removal job	NRFXE		\$104.00
379	378	Work Group Information Distribution	Per cable removal job	NRFXF		\$104.00
380	379	Restore Floor Tile – per Standard Bay	Per Standard Bay	NRFXG		\$71.79
381	380	Floor Restoration Contractor Trip Charge	Per trip	NRFXH		\$144.63
382	381	Restore Floor Tile	Per Non-Standard Bay	NRFXJ		\$81.53
383	382					
384	383	RATES AND CHARGES FOR				
385	384	SPACE REASSIGNMENT/RETENCILING				
386	385	Application Fee	Per Request	NRFXK		\$503.95
387	386	Project Management Fee – Space Reassignment	Per Request	NRFXL		\$2,883.10
388	387	Restencil DS0/DSL Block	Per 100 pair block	NRFXM		\$15.33
389	388	Restencil DS1 Block	Per 28 DS1s	NRFXN		\$6.02
390	389	Restencil DS3 Coax Cable	Per cable	NRFXO		\$4.90
391	390	Restencil Fiber Cable Block	Per 12 pair cable	NRFXP		\$91.95
392	391	Restencil Fiber Jumper Block	Per 4 jumpers	NRFXQ		\$61.30
393	392	Restencil Power and tag cables	Per 1-4 feeds	NRFXR		\$107.28
394	393	Restencil Timing Source and tag cable	Per cable	NRFXS		\$122.60
395	394	Timing Record Book Update	Per element	NRFXT		\$45.98
396	395	Interconnection Records Update	Per element	NRFXU		\$296.61
397	396	Power Records Update	Per element	NRFXV		\$355.94
398	397	Vendor Engineering	Per Space Reassignment job	NRFXW		\$711.88
399	398					
400	399	RATES AND CHARGES FOR				
401	400	POWER REDUCTION (CABLE REMOVAL)				
402	401	Application Fee	Per Request	NRFXX		\$503.95
403	402	Project Management Fee – Power Reduction(cable removal)	Per Request	NRFXY		\$2,220.45
404	403	Remove Power Cable-50AMP feed & below	Per linear foot	NRFXZ		\$24.76
405	404	Remove Power Cable-100AMP feed & above	Per linear foot	NRFY1		\$22.73
406	405					
407	406	RATES AND CHARGES FOR				
408	407	POWER REDUCTION (REFUSING ONLY)				
409	408	Application Fee	Per Request	NRFY2		\$503.95
410	409	Project Management Fee – Power Refusing Only	50AMP A&B feeds & below	NRFY3		\$1,562.80
411	410	Project Management Fee – Power Refusing Only	100AMP A&B feeds & above	NRFY4		\$2,004.57
412	411	Power Fuse Reductions on Company BDFB	50AMP A&B feeds & below	NRFY5		\$367.81
413	412	Restencil Power and tag cables	Per 1-4 feeds	NRFY6		\$107.28
414	413	Power Records Update	Per element	NRFY7		\$355.94
415	414	Vendor Engineering	Per Space Reassignment job	NRFY8		\$711.88
416	415	Power Fuse Reductions on Power Board	100AMP A&B feeds & above	NRFY9		\$490.41
417	416	Restencil Power and tag cables	Per 1-4 feeds	NRFYA		\$107.28
418	417	Power Records Update	Per element	NRFYB		\$355.94
419	418	Vendor Engineering	Per Space Reassignment job	NRFYC		\$711.88
420	419					
421	420	RATES AND CHARGES FOR				
422	421	INTERCONNECTION TERMINATION REDUCTION				
423	422	Application Fee	Per Request	NRFYD		\$503.95
424	423	Project Management Fee – Interconnection Cable Reduction	Per Request	NRFYE		\$2,441.33
425	424	Remove VF/DS0 Cable	Per linear foot	NRFYF		\$2.60
426	425	Remove DS1 Cable	Per linear foot	NRFYG		\$4.89
427	426	Remove DS3 Cable (Coax)	Per linear foot	NRFYH		\$3.57
428	427	Remove Fiber Cables	Per linear foot	NRFYJ		\$14.43
429	428	Remove Fiber Jumpers	Per linear foot	NRFYK		\$18.79

WISCONSIN - Generic Pricing Schedule			USOC	Monthly Recurring Rate	Non-Recurring Rate (Initial)	Non-Recurring Rate (Additional)
Line						
1	NETWORK ELEMENTS					
2	Loops					
3	2-Wire Analog - Rural (Access Area C)		U2HXC	\$ 16.02	See NRC Prices Below	
4	2-Wire Analog - Suburban (Access Area B)		U2HXB	\$ 13.33	See NRC Prices Below	
5	2-Wire Analog - Metro (Access Area A)		U2HXA	\$ 11.69	See NRC Prices Below	
6	2-Wire Ground Start, Analog DID/Reverse Battery - Rural (Access Area C)		U2WXC	\$ 17.34	See NRC Prices Below	
7	2-Wire Ground Start, Analog DID/Reverse Battery - Suburban (Access Area B)		U2WXB	\$ 14.44	See NRC Prices Below	
8	2-Wire Ground Start, Analog DID/Reverse Battery - Metro (Access Area A)		U2WXA	\$ 12.26	See NRC Prices Below	
9	2-Wire Ground Start, PBX - Rural (Access Area C)		U2JXC	\$ 17.34	See NRC Prices Below	
10	2-Wire Ground Start, PBX - Suburban (Access Area B)		U2JXB	\$ 14.44	See NRC Prices Below	
11	2-Wire Ground Start, PBX - Metro (Access Area A)		U2JXA	\$ 12.26	See NRC Prices Below	
12	2-Wire COPTS Coin - Rural (Access Area C)		U2CXC	\$ 17.73	See NRC Prices Below	
13	2-Wire COPTS Coin - Suburban (Access Area B)		U2CXB	\$ 14.80	See NRC Prices Below	
14	2-Wire COPTS Coin - Metro (Access Area A)		U2CXA	\$ 12.55	See NRC Prices Below	
15	2-Wire EKL - Rural (Access Area C)		U2KXC	\$ 21.17	See NRC Prices Below	
16	2-Wire EKL - Suburban (Access Area B)		U2KXB	\$ 17.99	See NRC Prices Below	
17	2-Wire EKL - Metro (Access Area A)		U2KXA	\$ 15.08	See NRC Prices Below	
18	Conditioning for dB Loss					
19	4-Wire Analog - Rural (Access Area C)		U4HXC	\$ 38.61	See NRC Prices Below	
20	4-Wire Analog - Suburban (Access Area B)		U4HXB	\$ 32.52	See NRC Prices Below	
21	4-Wire Analog - Metro (Access Area A)		U4HXA	\$ 27.37	See NRC Prices Below	
22	2-Wire Digital - Rural (Access Area C)		U2QXC	\$ 21.99	See NRC Prices Below	
23	2-Wire Digital - Suburban (Access Area B)		U2QXB	\$ 18.39	See NRC Prices Below	
24	2-Wire Digital - Metro (Access Area A)		U2QXA	\$ 15.55	See NRC Prices Below	
25	Service Coord. Fee per account, per CO		UFE	\$ 1.77		
26	DS1 Loop - Rural (Access Area C)		4U1XC	\$ 52.82	See NRC Prices Below	
27	DS1 Loop - Suburban (Access Area B)		4U1XB	\$ 54.41	See NRC Prices Below	
28	DS1 Loop - Metro (Access Area A)		4U1XA	\$ 45.11	See NRC Prices Below	
29	DS3 Loop - Rural (Access Area C)		U4D3C	\$ 545.69	See NRC Prices Below	
30	DS3 Loop - Suburban (Access Area B)		U4D3B	\$ 528.88	See NRC Prices Below	
31	DS3 Loop - Metro (Access Area A)		U4D3A	\$ 438.33	See NRC Prices Below	
32						
33	DSL Capable Loops					
34	2-Wire xDSL Loop					
35		PSD #1 - 2-Wire xDSL Loop Access Area C- Rural	2SLA3	\$ 13.33	See NRC Prices Below	
36		PSD #1 - 2-Wire xDSL Loop Access Area B- Suburban	2SLA2	\$ 12.33	See NRC Prices Below	
37		PSD #1 - 2-Wire xDSL Loop Access Area A- Metro	2SLA1	\$ 11.85	See NRC Prices Below	
38						
39		PSD #2 - 2-Wire xDSL Loop Access Area C- Rural	2SLC3	\$ 13.33	See NRC Prices Below	
40		PSD #2 - 2-Wire xDSL Loop Access Area B- Suburban	2SLC2	\$ 12.33	See NRC Prices Below	
41		PSD #2 - 2-Wire xDSL Loop Access Area A- Metro	2SLC1	\$ 11.85	See NRC Prices Below	
42						
43		PSD #3 - 2-Wire xDSL Loop Access Area C- Rural	2SLB3	\$ 13.33	See NRC Prices Below	
44		PSD #3 - 2-Wire xDSL Loop Access Area B- Suburban	2SLB2	\$ 12.33	See NRC Prices Below	
45		PSD #3 - 2-Wire xDSL Loop Access Area A- Metro	2SLB1	\$ 11.85	See NRC Prices Below	
46						
47		PSD #4 - 2-Wire xDSL Loop Access Area C- Rural	2SLD3	\$ 13.33	See NRC Prices Below	
48		PSD #4 - 2-Wire xDSL Loop Access Area B- Suburban	2SLD2	\$ 12.33	See NRC Prices Below	
49		PSD #4 - 2-Wire xDSL Loop Access Area A- Metro	2SLD1	\$ 11.85	See NRC Prices Below	
50						
51		PSD #5 - 2-Wire xDSL Loop Access Area C- Rural	UWRA3	\$ 13.33	See NRC Prices Below	
52		PSD #5 - 2-Wire xDSL Loop Access Area B- Suburban	UWRA2	\$ 12.33	See NRC Prices Below	
53		PSD #5 - 2-Wire xDSL Loop Access Area A- Metro	UWRA1	\$ 11.85	See NRC Prices Below	
54						
55		PSD #7 - 2-Wire xDSL Loop Access Area C- Rural	2SLF3	\$ 13.33	See NRC Prices Below	
56		PSD #7 - 2-Wire xDSL Loop Access Area B- Suburban	2SLF2	\$ 12.33	See NRC Prices Below	
57		PSD #7 - 2-Wire xDSL Loop Access Area A- Metro	2SLF1	\$ 11.85	See NRC Prices Below	
58	4-Wire xDSL Loop					
59		PSD #3 - 4-Wire xDSL Loop Access Area C- Rural	4SL13	\$ 24.53	See NRC prices below	
60		PSD #3 - 4-Wire xDSL Loop Access Area B- Suburban	4SL12	\$ 22.42	See NRC prices below	
61		PSD #3 - 4-Wire xDSL Loop Access Area A- Metro	4SL11	\$ 21.25	See NRC prices below	
62						
63	IDSL Capable Loop					
64		IDSL Loop Access Area C - Rural	UY5FC	\$ 21.99	See NRC Prices Below	
65		IDSL Loop Access Area B - Suburban	UY5FB	\$ 18.39	See NRC Prices Below	
66		IDSL Loop Access Area A - Metro	UY5FA	\$ 15.55	See NRC Prices Below	
67						
68	Loop Qualification Process					
69		Loop Qualification Process - Mechanized	NR98U	N/A	\$ 0.10	N/A
70		Loop Qualification Process - Manual	NRBXU	N/A	\$ 26.12	N/A
71						
72	DSL Conditioning Options - >12KFT and < 17.5KFT*					
73		Removal of Repeater Options	NRBXV	N/A	\$ 149.01	N/A
74		Removal Bridged Tap Option	NRBXW	N/A	\$ 720.01	N/A
75		Removal of Load Coil	NRBXZ	N/A	\$ 691.82	N/A

WISCONSIN - Generic Pricing Schedule			USOC	Monthly Recurring Rate	Non-Recurring Rate (Initial)	Non-Recurring Rate (Additional)
Line						
76	DSL Conditioning Options - >17.5KFT in addition to the rates for > 12KFT and < 17.5KFT*					
77		Removal of Repeater Options	NRBNL	N/A	\$ 145.82	N/A
78		Removal Bridged Tap Option	NRBNK	N/A	\$ 344.90	N/A
79		Removal of Load Coil	NRBNJ	N/A	\$ 582.38	N/A
80						
81	Removal of All or NON-Excessive Bridged Tap (RABT) - MMP*					
82		Removal of non-excessive bridged tap DSL loops >0Kft. And <17.5Kft.	NRMRJ	N/A	\$ 230.66	
83		Removal of All Bridged Tap DSL Loops 12Kft. To 17.5Kft.	NRMRP	N/A	\$ 597.00	
84		Removal of non-excessive bridged tap DSL loops >17.5Kft DSL Loops - per element incremental	NRMRS	N/A	\$ 230.66	
85		Removal of All Bridged Tap DSL loops >17.5Kft. - per element incremental	NRMRM	N/A	\$ 230.66	
86						
87	* IN Wisconsin only, if CLEC has incorporated the UNE Loop rates from PSCW Docket 6720-TI-187 into this Agreement, the non-recurring conditioning rates for					
88	Wisconsin set forth herein above shall be eliminated and AT&T Wisconsin shall cease to bill and collect for such rates.					
89						
90	Loop Non-Recurring Charges					
91	Bus Service Order - Establish		SEPUP		\$ 0.07	
92	Bus Service Order - Establish - Disconnect		NR9OE		\$ 0.04	
93	Bus Service Order - Add/Change		REAH9		\$ 0.07	
94	Bus Line Connection - Stand alone UNE loop		SEPUC		\$ 30.64	
95	Bus Line Connection - Stand alone UNE loop - Disconnect		NR9OG		\$ 3.86	
96	Bus Line Connection Add/Change		REAH5		\$ 30.64	
97	Bus Record Work Only		NR9UP		\$ 0.04	
98	Res Service Order - Establish		SEPUP		\$ 0.07	
99	Res Service Order - Establish - Disconnect		NR9OE		\$ 0.04	
100	Res Service Order - Add/Change		REAH9		\$ 0.07	
101	Res Line Connection		SEPUC		\$ 30.64	
102	Res Line Connection - Disconnect		NR9OG		\$ 3.86	
103	Res Line Connection Add/Change		REAH5		\$ 30.64	
104	Res Record Work Only		NR9UP		\$ 0.04	
105	Service Order - Establish - Interim Rate per Second Interim Order - 2 Wire digital		NKCQM		\$ 0.04	
106	Connection - Disconnect per termination - DSO/Digital Disconnect		NKCQN		\$ 3.86	
107						
108						
109	DS1 Loop Non-Recurring Charges					
110	Administrative Charge - per order		NR9OR		\$ 138.62	
111	Administrative Charge - per order - Disconnect		NR9OT		\$ 55.72	
112	Design & Central Office Connection Charge-per circuit		NR9OU		\$ 433.60	
113	Design & Central Office Connection Charge-per circuit - Disconnect		NR9OV		\$ 81.11	
114	Customer Connection Charge per Termination		NR9OW		\$ 179.90	
115						
116	DS3 Loop Non-Recurring Charges					
117	Administrative Charge - per order		NR9OY	N/A	\$ 83.66	N/A
118	Administrative Charge - Disconnect Order		NR9OZ	N/A	\$ 39.93	N/A
119	Design & Central Office Connection Charge, per circuit		NR9O1	N/A	\$ 587.70	N/A
120	Design & Central Office Connection Charge, per circuit - Disconnect		NR9O2	N/A	\$ 82.92	N/A
121	Customer Connection Charge per Termination		NR9O3	N/A	\$ 197.18	N/A
122						
123	LST					
124	Line & Station Transfer (LST) performed on CODSLAM Loop		URCLD	N/A	\$ 160.08	
125						
126	LNP					
127	Local Number Portability		NSR	\$0.00		
128						
129	Cross Connects					
130	2-Wire		CXCT2	\$ 0.19	N/A	N/A
131	4-Wire		CXCT4	\$ 0.38	N/A	N/A
132	DS1/LT1		CXCDX	\$ 0.52	N/A	N/A
133	DS3/LT3		CXC8X	\$ 0.96	N/A	N/A
134	DS3 C.O. Cross-Connect to Collocation		CXCBX	\$ 25.89		
135						
136	Dedicated Transport					
137	Interoffice Transport:					
138	DS1	Interoffice Mileage Termination - Per Point of Termination - All Zones	CZ4X1-X3	\$ 18.49		
139		Interoffice Mileage - Per Mile - All Zones	1YZX1-X3	\$ 2.19		
140	DS3	Interoffice Mileage Termination - Per Point of Termination - All Zones	CZ4W1-W3	\$ 191.33		
141		Interoffice Mileage - Per Mile - All Zones	1YZB1-B3	\$ 33.29		
142						
143	Multiplexing					
144	DS1 to Voice Grade		QMVX1-X3	\$ 342.91		
145	DS3 to DS1		QM3X1-X3	\$ 473.51		
146						
147	Dedicated Transport Cross Connects					
148	DS1		CXCDX	\$ 0.52		

WISCONSIN - Generic Pricing Schedule						
Line			USOC	Monthly Recurring Rate	Non-Recurring Rate (Initial)	Non-Recurring Rate (Additional)
149	DS3		CXCEX	\$ 0.96		
150						
151	Dark Fiber Interoffice					
152		Dark Fiber Interoffice Termination (Per Termination per Fiber)	ULYCX	\$ 30.41		
153		Dark Fiber Interoffice Mileage (Per Fiber per Foot)	ULNCF	\$ 0.003315		
154		Dark Fiber Interoffice Cross Connect (Per Termination per Fiber)	UKCJX	\$ 2.69		
155	Inquiry (Per Request)					
156		Dark Fiber Interoffice Transport - NRC	NR9D6		\$ 284.17	
157	FIRM ORDER (Per Fiber Strand)					
158		Administrative per Order				
159		Connect	NRB51		\$ 10.97	
160		Disconnect	N49H2		\$ 12.73	
161		Dark Fiber Interoffice Transport - NRC				
162		Connect	NRB54		\$ 411.80	
163		Disconnect	NR9H5		\$ 106.10	
164						
165	Dedicated Transport Optional Features & Functions					
166	DS1	Clear Channel Capability - Per 1.544 Mbps Circuit Arranged	CLYX1-X3	N/A	\$ 271.14	
167		Clear Channel Capability - Per 1.544 Mbps Circuit Arranged - Disconnect	PENDING		\$ 63.91	
168						
169	Dedicated Transport Installation & Rearrangement Charges					
170	DS1	Administration Charge - Per Order	ORCMX	N/A	\$ 93.93	N/A
171		Administrative Charge - Per Disconnect Order	TBD	N/A	\$ 51.45	N/A
172		Design & Central Office Connection Charge - Per Circuit	NRBCL	N/A	\$ 458.47	N/A
173		Design & Central Office Connection Charge Disconnect - Per Circuit	TBD	N/A	\$ 82.00	N/A
174		Carrier Connection Charge - Per Order	NRBBL	N/A	\$ 181.97	N/A
175	DS3	Administration Charge - Per Order	ORCMX	N/A	\$ 88.25	N/A
176		Administrative Charge - Per Disconnect Order	TBD	N/A	\$ 54.50	N/A
177		Design & Central Office Connection Charge - Per Circuit	NRBCL	N/A	\$ 629.55	N/A
178		Design & Central Office Connection Charge Disconnect - Per Circuit	TBD	N/A	\$ 89.31	N/A
179		Carrier Connection Charge - Per Order	NRBBL	N/A	\$ 197.18	N/A
180						
181	Routine Modifications					
182		Routine Modifications of Existing Facilities Charge	N3RUE	N/A	ICB	N/A
183						
184	Maintenance of Service Charge		VRP	N/A	\$ 71.00	N/A
185						
186						
187	OTHER					
188						
189		Directory Assistance				
190		Facility-based DA				
191		Directory Assistance, per call	OPEN	\$ 0.40	N/A	N/A
192		National Directory Assistance (NDA), per call	OPEN	\$ 0.65	N/A	N/A
193		Reverse Directory Assistance (RDA), per call	OPEN	\$ 0.65	N/A	N/A
194		Business Category Search (BCS) / if applicable, per call	OPEN	\$ 0.65	N/A	N/A
195		Directory Assistance Call Completion (DACC)	OPEN	\$ 0.15	N/A	N/A
196						
197		Branding - Other - Initial/Subsequent Load	OPEN		\$ 1,800.00	
198		- per call	OPEN	\$ 0.03		
199						
200		Branding - Facility Based - Initial/Subsequent Load				
201		- Branding, per trunk group	OPEN	N/A	\$ 800.00	N/A
202						
203		Rate Reference - Initial Load	OPEN	N/A	\$ 5,000.00	N/A
204		Rate Reference - Subsequent Load	OPEN	N/A	\$ 1,500.00	N/A
205						
206		Operator Services				
207		Fully Automated Call Processing, per call	OPEN	\$ 0.15	N/A	N/A
208		Operator Assisted Call Processing - All Types (Including Busy Line Verify [BLV]				
209		and BLV/Emergency Interrupt [BLV/I]), per work second	OPEN	\$ 0.03	N/A	N/A
210						
211		DA Listings				
212		- per listing for initial load	OPEN		\$ 0.040	N/A
213		- per listing for subsequent updates	OPEN	\$ 0.060		N/A
214						
215		Operator Services				
216		National Directory Assistance (NDA), per call	OPEN	\$ 0.65	N/A	N/A
217		Reverse Directory Assistance (RDA), per call	OPEN	\$ 0.65	N/A	N/A
218		Business Category Search (BCS) / if applicable, per call	OPEN	\$ 0.65	N/A	N/A
219		Directory Assistance Call Completion (DACC)	OPEN	\$ 0.15	N/A	N/A
220		Fully Automated Call Processing, per occurrence	OPEN	\$ 0.15	N/A	N/A
221		Operator Assisted Call Processing, per work second	OPEN	\$ 0.02	N/A	N/A
222						
223		Branding - Other - Initial/Subsequent Load	OPEN		\$ 1,800.00	

WISCONSIN - Generic Pricing Schedule				USOC	Monthly Recurring Rate	Non-Recurring Rate (Initial)	Non-Recurring Rate (Additional)
Line							
224		- per call		OPEN	\$ 0.30		
225							
226		Branding - Facility Based - Initial/Subsequent Load					
227		- per trunk group		OPEN	N/A	\$ 800.00	N/A
228							
229		Operator Services - Rate Reference - Initial Load		OPEN	N/A	\$ 5,000.00	N/A
230		Operator Services - Rate Reference - Subsequent Load		OPEN	N/A	\$ 1,500.00	N/A
231							
232		Ancillary Message Billing Compensation (Per Message)		OPEN	\$ 0.03	N/A	N/A
233							
234		Non Intercompany Settlement (NICS) Billing Charge (Per Message)		N/A	\$ 0.05		
235							
236		Structure Access - Poles & Ducts			Annually		
237		Poles (\$/attachment/yr.)* ##		OPEN	\$ 2.50		
238		Per Foot Conduit Occupancy Fees ##					
239		Full Duct (\$/ft/yr.)		OPEN	\$ 0.96		
240		Half Duct (\$/ft/yr)		OPEN	\$ 0.48		
241							
242		Application fee		OPEN		\$ 200.00	
243							
244		Unauthorized Attachment Fee		OPEN		\$500 per Pole	
245		Unauthorized Occupancy Fee		OPEN		\$50 per Conduit Foot	
246							
247		* For(1) each one foot of usable space, or fraction thereof, occupied and (2) each additional one foot of space,					
248		or fraction thereof, rendered unusable by the attachment's presence.					
249		## Note: All pole and conduit license fees are for a period of one year from January 1 thru December 31,					
250		effective January 1, 2005 and billable semi-annually in advance in January and July of each year.					
251		New rates will be communicated to CLEC no later than November 1st for the succeeding year.					
252							
253		Emergency Number Service Access					
254		911 Selective Router Interconnection					
255		- Digital DS1 Interface		OPEN	\$ 333.02	\$ 1,231.58	
256		- Each DSO installed		OPEN	N/A	\$ 642.28	
257		- Analog Channel Interface		EVG9X	\$ 26.29	\$ 737.59	
258		ANI/ALI/SR and Database Management					
259		- Per 100 records, rounded up to nearest 100		9S89X	\$ 3.75	\$ 642.78	
260		- Access Routing File (CD-ROM)		OPEN	\$ 23.39		
261		911 Selective Router Switch Administration					
262		- Per Selective Router		OPEN	\$ 6.05	\$ 2,318.07	
263							
264		Daily Usage Feed (DUF), per message		USAGE	\$ 0.000531		
265							
266		INTERCARRIER COMPENSATION					
267		End Office Local Termination					
268		Set up charge, per call		USAGE	\$ 0.005485		
269		Duration charge, per MOU		USAGE	\$ 0.001662		
270							
271		Tandem Switching					
272		Set up charge, per call		USAGE	\$ 0.000904		
273		Duration charge, per MOU		USAGE	\$ 0.000483		
274							
275		Tandem Transport Termination					
276		Set up charge, per call		USAGE	\$ 0.000122		
277		Duration charge, per MOU		USAGE	\$ 0.000064		
278							
279		Tandem Transport Facility Mileage, per MOU per mile					
280		Set up charge, per mile		USAGE	\$ 0.000008		
281		Duration charge, per MOU per mile		USAGE	\$ 0.000003		
282							
283		Rate for Presumed ISP-Bound Traffic as per FCC 01-131		USAGE	\$ 0.0007		
284							
285		BONA FIDE REQUEST					
286		Deposit		OPEN		\$2,000.00	
287							
288							
289		RESALE			<u>RECURRING</u>	<u>NON-RECURRING</u>	
290		BUSINESS					
291		LOCAL EXCHANGE SERVICE					
292		Business 1 Party		RESALE	17.50%	27.50%	
293		Business - Measured		RESALE	17.50%	27.50%	
294		Customer Operated Pay Telephone (COPT)		RESALE	N/A	27.50%	
295							
296		EXPANDED LOCAL CALLING					
297		Extended Area Service		RESALE	20.00%	20.00%	

WISCONSIN - Generic Pricing Schedule			USOC	Monthly Recurring Rate	Non-Recurring Rate (Initial)	Non-Recurring Rate (Additional)
Line						
298						
299	VERTICAL SERVICES					
300	Anonymous Call Rejection		RESALE	25.00%	25.00%	
301	Repeat Dialing (Auto Redial)		RESALE	25.00%	25.00%	
302	Repeat Dialing-Per Use (Auto Redial - Usage Sensitive)		RESALE	25.00%	25.00%	
303	Call Blocker		RESALE	25.00%	25.00%	
304	Call Forwarding		RESALE	25.00%	25.00%	
305	Call Forwarding - Busy Line		RESALE	25.00%	25.00%	
306	Call Forwarding - Busy Line/Don't Answer		RESALE	25.00%	25.00%	
307	Call Forwarding - Don't Answer		RESALE	25.00%	25.00%	
308	Automatic CallBack (Call Return)		RESALE	25.00%	25.00%	
309	Automatic CallBack-Per Use (Call Return - Usage Sensitive)		RESALE	25.00%	25.00%	
310	Call Trace		RESALE	25.00%	25.00%	
311	Call Waiting		RESALE	25.00%	25.00%	
312	Caller ID WithName (Calling Name)		RESALE	25.00%	25.00%	
313	Caller ID (Calling Number)		RESALE	25.00%	25.00%	
314	MultiRing Service -1 (Personalized Ring - 1 Dependent Number)		RESALE	25.00%	25.00%	
315	MultiRing Service -2 (Personalized Ring - 2 Dependent Numbers)		RESALE	25.00%	25.00%	
316	Remote Access to Call Forwarding (Grandfathered)		RESALE	0.00%	0.00%	
317	Selective Call Forwarding		RESALE	0.00%	0.00%	
318	Multi-Path Call Forwarding (Simultaneous Call Forwarding)		RESALE	25.00%	25.00%	
319	Remote Call Forwarding-Per Feature		RESALE	25.00%	25.00%	
320	RCF, Interstate, Interexchange		RESALE	25.00%	25.00%	
321	RCF, Intrastate		RESALE	25.00%	25.00%	
322	RCF, Interstate, International		RESALE	25.00%	25.00%	
323	RCF, Intrastate, Interexchange		RESALE	25.00%	25.00%	
324	RCF to 800		RESALE	25.00%	25.00%	
325	RCF Additional		RESALE	25.00%	25.00%	
326	Speed Calling 8		RESALE	25.00%	25.00%	
327	Speed Calling 30		RESALE	25.00%	25.00%	
328	Three Way Calling		RESALE	25.00%	25.00%	
329	Call Screening		RESALE	25.00%	25.00%	
330	Busy Line Transfer		RESALE	25.00%	25.00%	
331	Alternate Answer		RESALE	25.00%	25.00%	
332	Message Waiting - Tone		RESALE	25.00%	25.00%	
333	Easy Call		RESALE	25.00%	25.00%	
334	Prime Number Service		RESALE	25.00%	25.00%	
335	AT&T Wisconsin Privacy Manager		RESALE	25.00%	25.00%	
336	Name and Number Delivery Service		RESALE	25.00%	25.00%	
337						
338	DID					
339	DID		RESALE	15.00%	15.00%	
340						
341	TRUNKS					
342	Trunk		RESALE	17.50%	17.50%	
343						
344	AIN					
345	Area Wide Networking		RESALE	25.00%	25.00%	
346	AT&T Wisconsin Switch Alternate Routing (ANSAR)		RESALE	25.00%	25.00%	
347	AT&T Wisconsin Customer Location Alternate Routing (ACLAR)		RESALE	25.00%	25.00%	
348						
349	OTHER					
350	Grandfathered Services		RESALE	0.00%	0.00%	
351	Promotions (Greater than 90 days)		RESALE	25.00%	25.00%	
352	TouchTone (Business)		RESALE	25.00%	25.00%	
353	TouchTone (Trunk)		RESALE	25.00%	25.00%	
354	900/976 Call Blocking (900/976 Call Restriction)		RESALE	0%	0%	
355	976 (976 Information Delivery Service)		RESALE	0%	0%	
356	Access Services (See Current Access Tariff)		RESALE	0%	0%	
357	Additional Directory Listings		RESALE	15.00%	15.00%	
358	Carrier Disconnect Service (Company Initiated Suspension Service)		RESALE	0%	0%	
359	Connection Services		RESALE	25.00%	25.00%	
360	Premise Services/Line Backer (Maintenance of Service Charges)		RESALE	0%	0%	
361	Shared Tenant Service		RESALE	0%	0%	
362						
363	Data Services					
364	Gigabit Ethernet Metropolitan Area Network (GigaMAN)		RESALE	8.00%	8.00%	
365	PBX Trunks		RESALE	8.00%	8.00%	
366	Multi-Service Optical Network (MON)		RESALE	8.00%	8.00%	
367	OCn-PTP		RESALE	8.00%	8.00%	
368	ADTS-E		RESALE	8.00%	8.00%	
369	DS0		RESALE	8.00%	8.00%	
370	DS1		RESALE	8.00%	8.00%	
371	DS3		RESALE	8.00%	8.00%	
372						

WISCONSIN - Generic Pricing Schedule			USOC	Monthly Recurring Rate	Non-Recurring Rate (Initial)	Non-Recurring Rate (Additional)
Line						
373	ISDN					
374	ISDN		RESALE	9.70%	9.70%	
375						
376	DIRECTORY ASSISTANCE SERVICES					
377	Directory Assistance Services		RESALE	15.00%	15.00%	
378	Local Operator Assistance Service		RESALE	15.00%	15.00%	
379	Reverse Directory Assistance (RDA)		RESALE	\$ 1.25	N/A	
380						
381	TOLL					
382	TOLL		RESALE	25.00%	25.00%	
383						
384	OPTIONAL TOLL CALLING PLANS					
385	Optional Toll Calling Plans		RESALE	25.00%	25.00%	
386						
387	CENTREX (PLEXAR)					
388	AT&T Wisconsin Centrex Service ACS		RESALE	25.00%	25.00%	
389	AT&T Wisconsin Centrex Network Manager		RESALE	0.00%	0.00%	
390						
391	PRIVATE LINE					
392	Analog Private Lines		RESALE	8.00%	8.00%	
393	Private Line Channel Services		RESALE	8.00%	8.00%	
394						
395	RESIDENCE			RESALE DISCOUNTS		
396	LOCAL EXCHANGE SERVICE			RECURRING	NON-RECURRING	
397	Life Line		RESALE	0.00%	0.00%	
398	Residence 1 Party		RESALE	14.50%	25.00%	
399	Residence Measured		RESALE	14.50%	25.00%	
400						
401	EXPANDED LOCAL CALLING					
402	Extended Area Service		RESALE	17.50%	17.50%	
403						
404	VERTICAL SERVICES					
405	Anonymous Call Rejection		RESALE	23.00%	23.00%	
406	Repeat Dialing (Auto Redial)		RESALE	23.00%	23.00%	
407	Repeat Dialing - Per Use (Auto Redial - Usage Sensitive)		RESALE	23.00%	23.00%	
408	Call Blocker		RESALE	23.00%	23.00%	
409	Call Forwarding		RESALE	23.00%	23.00%	
410	Call Forwarding - Busy Line		RESALE	23.00%	23.00%	
411	Call Forwarding - Busy Line/Don't Answer		RESALE	23.00%	23.00%	
412	Call Forwarding - Don't Answer		RESALE	23.00%	23.00%	
413	Automatic Call-Back (Call Return)		RESALE	23.00%	23.00%	
414	Automatic Call-Back Per Use (Call Return - Usage Sensitive)		RESALE	23.00%	23.00%	
415	Call Trace		RESALE	23.00%	23.00%	
416	Call Waiting		RESALE	23.00%	23.00%	
417	Caller ID with Name (Calling Name)		RESALE	23.00%	23.00%	
418	Caller ID (Calling Number)		RESALE	23.00%	23.00%	
419	Multi-Ring Service - 1 (Personalized Ring - 1 dependent number)		RESALE	23.00%	23.00%	
420	Multi-Ring Service - 2 (Personalized Ring - 2 dependent numbers - 1st dependent number)		RESALE	23.00%	23.00%	
421	Remote Access to Call Forwarding (GF)		RESALE	0.00%	0.00%	
422	RCF, Interstate, Interexchange		RESALE	23.00%	23.00%	
423	RCF, Intrastate		RESALE	23.00%	23.00%	
424	RCF, Interstate, International		RESALE	23.00%	23.00%	
425	RCF, Intrastate, Interexchange		RESALE	23.00%	23.00%	
426	RCF to 800		RESALE	23.00%	23.00%	
427	RCF Additional		RESALE	23.00%	23.00%	
428	Selective Call Forwarding		RESALE	23.00%	23.00%	
429	Speed Calling 8		RESALE	23.00%	23.00%	
430	Three Way Calling		RESALE	23.00%	23.00%	
431	Call Screening		RESALE	23.00%	23.00%	
432	Busy Line Transfer		RESALE	23.00%	23.00%	
433	Alternate Answer		RESALE	23.00%	23.00%	
434	Message Waiting - Tone		RESALE	23.00%	23.00%	
435	Easy Call		RESALE	23.00%	23.00%	
436	AT&T Wisconsin Privacy Manager		RESALE	23.00%	23.00%	
437	Name and Number Delivery Service		RESALE	23.00%	23.00%	
438						
439	ISDN					
440	ISDN		RESALE	9.70%	9.70%	
441						
442	DIRECTORY ASSISTANCE SERVICES					
443	Directory Assistance Services		RESALE	15.00%	15.00%	
444	Local Operator Assistance Service		RESALE	15.00%	15.00%	
445	Reverse Directory Assistance (RDA)		RESALE	\$ 1.25	N/A	
446						

WISCONSIN - Generic Pricing Schedule			USOC	Monthly Recurring Rate	Non-Recurring Rate (Initial)	Non-Recurring Rate (Additional)
Line						
447	OTHER					
448	Grandfathered Services		RESALE	0.00%	0.00%	
449	Promotions (Greater than 90 Days)		RESALE	23.00%	23.00%	
450	TouchTone		RESALE	23.00%	23.00%	
451	Home Services Packages		RESALE	23.00%	23.00%	
452	900/976 Call Blocking (900/976 Call Restriction)		RESALE	0%	0%	
453	976 (976 Information Delivery Service)		RESALE	0%	0%	
454	Access Services (See Current Access Tariff)		RESALE	0%	0%	
455	Additional Directory Listings		RESALE	15.00%	15.00%	
456	Carrier Disconnect Service (Company Initiated Suspension Service)		RESALE	0%	0%	
457	Connection Services		RESALE	25.00%	25.00%	
458	Premise Services/Line Backer (Maintenance of Service Charges)		RESALE	0%	0%	
459	Shared Tenant Service		RESALE	0%	0%	
460	Restoral of Service Charge				Current Tariff 20 Part 22 Section 2	
461						
462	TOLL					
463	Toll		RESALE	21.50%	21.50%	
464						

WISCONSIN - Generic Pricing Schedule			USOC	Monthly Recurring Rate	Non-Recurring Rate (Initial)	Non-Recurring Rate (Additional)
Line						
465	Electronic Billing Information Data (daily usage)					
466	per message		RESALE	\$ 0.000531		
467						
468	Line Connection Charge					
469	Residence		RESALE	Current Tariff 20 Part 22 Section 2		
470	Business		RESALE	Current Tariff 20 Part 22 Section 2		
471						
472	Service Order/Service Request Charge					
473	Residence		RESALE	Current Tariff 20 Part 22 Section 2		
474	Business		RESALE	Current Tariff 20 Part 22 Section 2		
475						
476	Non-Electronic (Manual) Service Order Charge					
477	Residence		RESALE	Current Tariff 20 Part 22 Section 2		
478	Business		RESALE	Current Tariff 20 Part 22 Section 2		
479						
480	The IDLC conversion charge has been added to the unbundled loop rates, instead of being added as a separate line item, for administrative convenience. In the					
481	The rate elements contained in this Resale Appendix and the more detailed rate elements on file with the applicable state commission in the Wisconsin Bell, Inc.,					

Line	Product Type	Rate Element Description	USOC	Current Monthly Recurring Rate	Current Non-Recurring Rate (Initial)
1	CLEC-PROVISIONED FACILITIES & EQUIPMENT: CAGED				
2	REAL ESTATE				
3	Site Conditioning	Per Sq. Ft. of space used by CLEC	S8FWB		\$9.28
4	Safety & Security	Per Sq. Ft. of space used by CLEC	S8F4N		\$19.56
5	Floor Space Usage	Per Sq. Ft. of space used by CLEC	S8F4L	\$5.97	
6	COMMON SYSTEMS				
7	Common Systems - Cage	Per Sq. Ft. of space used by CLEC	S8F4A	\$0.44	\$59.86
8	PLANNING				
9	Planning - Central Office	Per Sq. Ft. of space used by CLEC	S8GCA	\$0.09	\$7.55
10	Planning	Per Request	NRFCB		\$5,244.43
11	Planning - Subsequent Inter. Cabling	Per Request	NRFCB		\$2,267.04
12	Planning - Subsequent Power Cabling	Per Request	NRFCB		\$2,306.10
13	Planning - Subs. Inter./Power Cabling	Per Request	NRFCG		\$2,884.60
14	Planning - Non-Standard	Per Request	NRFCB		\$1,436.00
15	POWER PROVISIONING				
16	Power Panel:				
17	50 Amp	Per Power Panel (CLEC Provided)	NONE		
18	200 Amp	Per Power Panel (CLEC Provided)	NONE		
19	Power Cable and Infrastructure:				
20	Power Cable Rack	Per Four Power Cables or Quad	NONE		
21	2-10 Amp Feeds	Per 2-10 Amp Power Feeds (CLEC Provided)	C1F31	\$0.25	\$48.23
22	2-20 Amp Feeds	Per 2-20 Amp Power Feeds (CLEC Provided)	S8GF1	\$0.25	\$48.23
23	2-30 Amp Feeds	Per 2-30 Amp Power Feeds (CLEC Provided)	C1F32	\$0.25	\$48.23
24	2-40 Amp Feeds	Per 2-40 Amp Power Feeds (CLEC Provided)	C1F33	\$0.25	\$48.23
25	2-50 Amp Feeds	Per 2-50 Amp Power Feeds (CLEC Provided)	S8GF2	\$0.25	\$48.23
26	2-100 Amp Feeds	Per 2-100 Amp Power Feeds (CLEC Provided)	S8GF3	\$0.25	\$48.23
27	Equipment Grounding:				
28	Ground Cable Placement	Per Sq. Ft. of space used by CLEC	S8FCR	\$0.03	\$0.92
29	DC POWER AMPERAGE CHARGE				
30	HVAC	Per 10 Amps	S8GCS	\$14.62	
31	Per Amp		S8GCR	\$10.61	
32	FIBER CABLE PLACEMENT				
33	Central Office:				
34	Fiber Cable	Per Fiber Cable Sheath (CLEC Vendor Pulls Cable)	S8FQ9	\$4.85	\$809.13
35	Entrance Conduit	Per Fiber Cable Sheath	S8FW5	\$8.76	
36	MISCELLANEOUS & OPTIONAL COST:				
37	MISCELLANEOUS COSTS				
38	Timing Lead	Per Linear Foot	S8F45	\$0.08	\$14.81
39	Bits Timing	Based on two (2) leads per circuit	S8FQT	\$3.58	\$698.82
40	Space Availability Report	Per Premise	NRFCQ		\$168.04
41	Security Access / ID Cards	Per Five Cards	NRFCM		\$123.35
42	Security Access / ID Cards/Expedite	Per Five Cards	NRFCN		\$203.35
43	CAGE COMMON COSTS				
44	AC Circuit Placement	Per Sq. Ft. (CLEC provides cage)	NRL60		\$5.29
45	INTERCONNECTION COSTS:				
46	ILEC TO CLEC CONNECTION				
47	Voice Grade Arrangement	100 Copper Pairs (CLEC provides cable)	S8F48	\$3.86	\$156.02
48	Voice Grade Arrangement	100 Shielded Pairs (CLEC provides cable)	S8FWU	\$3.86	\$156.02
49	DS1 Arrangement - DCS	28 DS1 (CLEC provides cable)	S8FQM	\$295.42	\$3,105.79
50	DS1 Arrangement - DSX	28 DS1 (CLEC provides cable)	S8F46	\$6.07	\$486.89
51	DS3 Arrangement - DCS	1 DS3 (CLEC provides cable)	S8F47	\$115.30	\$1,809.40
52	DS3 Arrangement - DSX	1 DS3 (CLEC provides cable)	S8FQN	\$5.69	\$116.67
53	Fiber Arrangement	12 Fiber Pairs (CLEC provides cable)	S8FQR	\$3.58	\$698.82
54	CLEC TO CLEC CONNECTION				
55	Cable Racking and Hole for Optical	Per Cable	S8GFE	\$0.82	
56	Cable Racking and Hole for DS1	Per Cable	S8GFF	\$0.57	
57	Cable Racking and Hole for DS3	Per Cable	S8GFG	\$0.50	
58	Route Design		NRFCX		\$424.88
59	Connection for DS1	Per 28 Circuits (CLEC provides cable)	S8GFH	\$0.18	
60	Connection for DS3	Per Circuit (CLEC provides cable)	S8GFJ	\$0.12	
61	Connection for Optical	Per Cable (CLEC provides cable)	S8GFK	\$0.31	
62	TIME SENSITIVE ACTIVITIES				
63	PRE-VISITS				
64	Colloc. Ser. Mgr. - 2nd Level	Per 1/4 Hour	NRFCR		\$23.23
65	Comm. Tech - Craft	Per 1/4 Hour	NRFCB		\$19.60
66	CO Manager - 1st Level	Per 1/4 Hour	NRFCB		\$19.72
67	Floor Space Planning - 1st Level	Per 1/4 Hour	NRFCU		\$19.24
68	CONSTRUCTION VISITS				
69	Project Manager - 1st Level	Per 1/4 Hour	NRFCV		\$19.24
70	Colloc. Ser. Mgr. - 2nd Level	Per 1/4 Hour	NRFCZ		\$23.23
71					
72	CLEC-PROVISIONED FACILITIES & EQUIPMENT: CAGELESS				
73	REAL ESTATE				
74	Site Conditioning	Per Frame (Standard Bay=10 sq ft)	S8FWC		\$92.81
75	Safety & Security	Per Frame (Standard Bay=10 sq ft)	S8FWG		\$195.57
76	Floor Space Usage	Per Frame (Standard Bay=10 sq ft)	S8F9C	\$64.21	
77	COMMON SYSTEMS				
78	Common Systems - Cageless	Per Frame (Standard Bay=10 sq ft)	S8FWE	\$9.35	\$760.45

Line	Product Type	Rate Element Description	USOC	Current Monthly Recurring Rate	Current Non-Recurring Rate (Initial)
79	PLANNING				
80	Planning - Central Office	Per Frame (Standard Bay=10 sq ft)	S8GCB	\$1.13	\$75.54
81	Planning	Per Request	NRFCJ		\$4,601.93
82	Planning - Subsequent Inter. Cabling	Per Request	NRFCE		\$2,267.04
83	Planning - Subsequent Power Cabling	Per Request	NRFCF		\$2,306.10
84	Planning - Subs. Inter./Power Cabling	Per Request	NRFCG		\$2,884.60
85	Planning - Non-Standard	Per Request	NRFCH		\$1,436.00
86	POWER PROVISIONING				
87	Power Panel:				
88	50 Amp	Per Power Panel (CLEC Provided)	NONE		
89	200 Amp	Per Power Panel (CLEC Provided)	NONE		
90	Power Cable and Infrastructure:				
91	Power Cable Rack	Per Four Power Cables or Quad	NONE		
92	2-10 Amp Feeds	Per 2-10 Amp Power Feeds (CLEC Provided)	C1F34	\$0.25	\$48.23
93	2-20 Amp Feeds	Per 2-20 Amp Power Feeds (CLEC Provided)	S8GF1	\$0.25	\$48.23
94	2-30 Amp Feeds	Per 2-30 Amp Power Feeds (CLEC Provided)	C1F35	\$0.25	\$48.23
95	2-40 Amp Feeds	Per 2-40 Amp Power Feeds (CLEC Provided)	C1F36	\$0.25	\$48.23
96	2-50 Amp Feeds	Per 2-50 Amp Power Feeds (CLEC Provided)	S8GF2	\$0.25	\$48.23
97	2-100 Amp Feeds	Per 2-100 Amp Power Feeds (CLEC Provided)	S8GF3	\$0.25	\$48.23
98	Equipment Grounding:				
99	Ground Cable Placement	Per Frame	S8GDB	\$0.33	\$15.32
100	DC POWER AMPERAGE CHARGE				
101	HVAC	Per 10 Amps	S8GCS	\$14.62	
102	Per Amp	Per Amp	S8GCR	\$10.61	
103	CEV, HUT & Cabinets	Per 2 inch mounting space	S8GCT	\$1.27	
104	FIBER CABLE PLACEMENT				
105	Central Office:				
106	Fiber Cable	Per Fiber Cable Sheath (CLEC Vendor Pulls Cable)	S8FQ9	\$4.85	\$809.13
107	Entrance Conduit	Per Fiber Cable Sheath	S8FW5	\$8.76	
108	CEV, HUT & Cabinets:				
109	Fiber Cable Placement	Per Fiber Cable Sheath	S8GDH		\$53.58
110	Entrance Conduit	Per Fiber Cable Sheath	S8GDJ	\$2.61	
111	MISCELLANEOUS & OPTIONAL COST:				
112	MISCELLANEOUS COSTS				
113	Timing Lead	Per Linear Foot	S8F45	\$0.08	\$14.81
114	Bits Timing	Based on two (2) leads per circuit	S8FQT	\$3.58	\$698.82
115	Space Availability Report	Per Premise	NRFCQ		\$168.04
116	Security Access / ID Cards	Per Five Cards	NRFCM		\$123.35
117	Security Access / ID Cards/Expedite	Per Five Cards	NRFCN		\$203.35
118	CAGELESS / POT BAY OPTIONS				
119	Standard Equipment Bay	Each (CLEC Provided)	NONE		
120	Non-Standard Cabinet Bay	Each (CLEC Provided)	NONE		
121	VF/DS0 Termination Panel	Each (CLEC Provided)	NONE		
122	VF/DS0 Termination Module	Each (CLEC Provided)	NONE		
123	DDP-1 Panel	Each (CLEC Provided)	NONE		
124	DDP-1 Jack Access Card	Each (CLEC Provided)	NONE		
125	DS3/STS-1 Interconnect Panel	Each (CLEC Provided)	NONE		
126	DS3 Interconnect Module	Each (CLEC Provided)	NONE		
127	Fiber Optic Splitter Panel	Each (CLEC Provided)	NONE		
128	Fiber Termination Dual Module	Each (CLEC Provided)	NONE		
129	CEV, HUT, CABINET				
130	24 Foot CEV	2 Inch Mounting Space	S8GE3	\$1.64	
131	16 Foot CEV	2 Inch Mounting Space	S8GE4	\$1.77	
132	Maxi-Hut	2 Inch Mounting Space	S8GE1	\$0.77	
133	Mini-Hut	2 Inch Mounting Space	S8GE2	\$1.33	
134	Large Cabinet	2 Inch Mounting Space	S8GEX	\$1.63	
135	Medium Cabinet	2 Inch Mounting Space	S8GEY	\$2.19	
136	Small Cabinet	2 Inch Mounting Space	S8GEZ	\$3.29	
137	INTERCONNECTION COSTS:				
138	ILEC TO CLEC CONNECTION				
139	Voice Grade Arrangement	100 Copper Pairs (CLEC provides cable)	S8F3E	\$3.86	\$156.02
140	Voice Grade Arrangement	100 Shielded Pairs (CLEC provides cable)	S8FWV	\$3.86	\$156.02
141	DS1 Arrangement - DCS	28 DS1 (CLEC provides cable)	S8F2J	\$295.42	\$3,105.79
142	DS1 Arrangement - DSX	28 DS1 (CLEC provides cable)	S8F2P	\$6.07	\$486.89
143	DS3 Arrangement - DCS	1 DS3 (CLEC provides cable)	S8F21	\$115.30	\$1,809.40
144	DS3 Arrangement - DSX	1 DS3 (CLEC provides cable)	S8F25	\$5.69	\$116.67
145	Fiber Arrangement	12 Fiber Pairs (CLEC provides cable)	S8F49	\$3.76	\$495.49
146	CLEC TO CLEC CONNECTION				
147	Cable Racking and Hole for Optical	Per Cable	S8GFE	\$0.82	
148	Cable Racking and Hole for DS1	Per Cable	S8GFF	\$0.57	
149	Cable Racking and Hole for DS3	Per Cable	S8GFG	\$0.50	
150	Route Design		NRFCX		\$424.88
151	Connection for DS1	Per 28 Circuits (CLEC provides cable)	S8GFL	\$0.18	\$0.00
152	Connection for DS3	Per Circuit (CLEC provides cable)	S8GFM	\$0.12	\$0.00
153	Connection for Optical	Per Cable (CLEC provides cable)	S8GFN	\$0.31	\$0.00
154	PROJECT MANAGEMENT				
155	CEV, HUT & CABINET				
156	Project Coordination	Per CLEC Application	NRFCK		\$631.17

Line	Product Type	Rate Element Description	USOC	Current Monthly Recurring Rate	Current Non-Recurring Rate (Initial)
157	TIME SENSITIVE ACTIVITIES				
158	PRE-VISITS				
159	Colloc. Ser. Mgr. - 2nd Level	Per 1/4 Hour	NRFCR		\$23.23
160	Comm. Tech - Craft	Per 1/4 Hour	NRFCS		\$19.60
161	CO Manager - 1st Level	Per 1/4 Hour	NRFCF		\$19.72
162	Floor Space Planning - 1st Level	Per 1/4 Hour	NRFCU		\$19.24
163	CONSTRUCTION VISITS				
164	Project Manager - 1st Level	Per 1/4 Hour	NRFCV		\$19.24
165	Colloc. Ser. Mgr. - 2nd Level	Per 1/4 Hour	NRFCZ		\$23.23
166					
167	CLEC-PROVISIONED FACILITIES & EQUIPMENT: CAGED COMMON				
168	REAL ESTATE				
169	Site Conditioning	Per Frame (Standard Bay=10 sq ft)	S8FWC		\$92.81
170	Safety & Security	Per Frame (Standard Bay=10 sq ft)	S8FWG		\$195.57
171	Floor Space Usage	Per Linear Foot	S8GCO	\$24.87	
172	COMMON SYSTEMS				
173	Common Systems - Common	Per Linear Foot	S8GCP	\$3.62	\$294.37
174	PLANNING				
175	Planning - Central Office	Per Linear Foot	S8GCC	\$0.44	\$29.24
176	Planning	Per Request	NRFCJ		\$4,601.93
177	Planning - Subsequent Inter. Cabling	Per Request	NRFCF		\$2,267.04
178	Planning - Subsequent Power Cabling	Per Request	NRFCF		\$2,306.10
179	Planning - Subs. Inter./Power Cabling	Per Request	NRFCG		\$2,884.60
180	Planning - Non-Standard	Per Request	NRFCF		\$1,436.00
181	POWER PROVISIONING				
182	Power Panel:				
183	50 Amp	Per Power Panel (CLEC provides)	NONE		
184	200 Amp	Per Power Panel (CLEC provides)	NONE		
185	Power Cable and Infrastructure:				
186	Power Cable Rack	Per Four Power Cables or Quad	NONE		
187	2-10 Amp Feeds	Per 2-10 Amp Power Feeds (CLEC Provided)	C1F31	\$0.25	\$48.23
188	2-20 Amp Feeds	Per 2-20 Amp Power Feeds (CLEC Provided)	S8GF1	\$0.25	\$48.23
189	2-30 Amp Feeds	Per 2-30 Amp Power Feeds (CLEC Provided)	C1F32	\$0.25	\$48.23
190	2-40 Amp Feeds	Per 2-40 Amp Power Feeds (CLEC Provided)	C1F33	\$0.25	\$48.23
191	2-50 Amp Feeds	Per 2-50 Amp Power Feeds (CLEC Provided)	S8GF2	\$0.25	\$48.23
192	2-100 Amp Feeds	Per 2-100 Amp Power Feeds (CLEC Provided)	S8GF3	\$0.25	\$48.23
193	Equipment Grounding:				
194	Ground Cable Placement	Per Linear Foot	S8GDC	\$0.13	\$5.93
195	DC POWER AMPERAGE CHARGE				
196	HVAC	Per 10 Amps	S8GCS	\$14.62	
197	Per Amp	Per Amp	S8GCR	\$10.61	
198	FIBER CABLE PLACEMENT				
199	Central Office:				
200	Fiber Cable	Per Fiber Cable Sheath (CLEC Vendor Pulls Cable)	S8FQ9	\$4.85	\$809.13
201	Entrance Conduit	Per Fiber Cable Sheath	S8FW5	\$8.76	
202	MISCELLANEOUS & OPTIONAL COST:				
203	MISCELLANEOUS COSTS				
204	Timing Lead	Per Linear Foot	S8F45	\$0.08	\$14.81
205	Bits Timing	Based on two (2) leads per circuit	S8FQT	\$3.58	\$698.82
206	Space Availability Report	Per Premise	NRFCQ		\$168.04
207	Security Access / ID Cards	Per Five Cards	NRFCM		\$123.35
208	Security Access / ID Cards/Expedite	Per Five Cards	NRFCN		\$203.35
209	CAGE COMMON COSTS				
210	Cage Preparation	Per Linear Foot	S8GCJ	\$1.00	\$157.00
211	INTERCONNECTION COSTS:				
212	ILEC TO CLEC CONNECTION				
213	Voice Grade Arrangement	100 Copper Pairs (CLEC provides cable)	S8F3E	\$3.86	\$156.02
214	Voice Grade Arrangement	100 Shielded Pairs (CLEC provides cable)	S8FWV	\$3.86	\$156.02
215	DS1 Arrangement - DCS	28 DS1 (CLEC provides cable)	S8F2J	\$295.42	\$3,105.79
216	DS1 Arrangement - DSX	28 DS1 (CLEC provides cable)	S8F2P	\$6.07	\$486.89
217	DS3 Arrangement - DCS	1 DS3 (CLEC provides cable)	S8F21	\$115.30	\$1,809.40
218	DS3 Arrangement - DSX	1 DS3 (CLEC provides cable)	S8F25	\$5.69	\$116.67
219	Fiber Arrangement	12 Fiber Pairs (CLEC provides cable)	S8F49	\$3.76	\$495.49
220					
221	CLEC-PROVISIONED FACILITIES & EQUIPMENT: VIRTUAL				
222	REAL ESTATE				
223	Site Conditioning	Per Frame	S8FX5		\$92.81
224	Safety & Security	Per Frame	S8FX6		\$195.57
225	Floor Space Usage	Per Frame	S8F62	\$28.91	
226	COMMON SYSTEMS				
227	Common Systems - Standard	Per Frame	S8F64	\$10.75	
228	Common Systems - Non-Standard	Per Cabinet	S8F65	\$19.36	
229	PLANNING				
230	Planning	Per Request	NRM99		\$5,555.76
231	Planning - Subsequent Inter. Cabling	Per Request	NRMA3		\$2,224.49
232	Planning - Subsequent Power Cabling	Per Request	NRMAA		\$2,303.84
233	Planning - Subs. Inter./Power Cabling	Per Request	NRMAX		\$2,882.61

Line	Product Type	Rate Element Description	USOC	Current Monthly Recurring Rate	Current Non-Recurring Rate (Initial)
234	POWER PROVISIONING				
235	Power Cable and Infrastructure:				
236	Power Cable Rack	Per Four Power Cables or Quad	NONE		
237	2-10 Amp Feeds	Per 2-10 Amp Power Feeds (CLEC Provided)	C1F37	\$0.52	
238	2-20 Amp Feeds	Per 2-20 Amp Power Feeds (CLEC Provided)	S8GF0	\$0.52	
239	2-30 Amp Feeds	Per 2-30 Amp Power Feeds (CLEC Provided)	C1F38	\$0.52	
240	2-40 Amp Feeds	Per 2-40 Amp Power Feeds (CLEC Provided)	C1F39	\$0.52	
241	2-50 Amp Feeds	Per 2-50 Amp Power Feeds (CLEC Provided)	S8GFP	\$0.52	
242	Equipment Grounding:				
243	Ground Cable Placement	Per Frame	S8F69	\$0.36	
244	DC POWER AMPERAGE CHARGE				
245	HVAC	Per 10 Amps	S8FXO	\$14.62	
246	Per Amp	Per Amp	S8FXN	\$10.61	
247	CEV, HUT & Cabinets	Per 2 inch mounting space	S8FXP	\$1.27	
248	FIBER CABLE PLACEMENT				
249	Central Office:				
250	Fiber Cable	Per Fiber Cable Sheath	S8F8F	\$11.01	\$1,971.42
251	Entrance Conduit	Per Fiber Cable Sheath	S8F8G	\$8.17	
252	CEV, HUT & Cabinets:				
253	Fiber Cable Placement	Per Fiber Cable Sheath	S8FXQ		\$53.58
254	Entrance Conduit	Per Fiber Cable Sheath	S8FXR	\$2.61	
255	MISCELLANEOUS & OPTIONAL COST:				
256	MISCELLANEOUS COSTS				
257	Timing Lead	Per Linear Foot	S8FXT	\$0.08	\$14.81
258	Bits Timing	Based on two (2) leads per circuit	S8FXS	\$3.58	\$698.82
259	VIRTUAL FRAME OPTIONS				
260	Standard Equipment Bay	Each (CLEC Provided)	NONE		
261	CEV, HUT, CABINET				
262	24 Foot CEV	2 Inch Mounting Space	S8FXZ	\$1.64	
263	16 Foot CEV	2 Inch Mounting Space	S8FY6	\$1.77	
264	Maxi-Hut	2 Inch Mounting Space	S8FXX	\$0.77	
265	Mini-Hut	2 Inch Mounting Space	S8FXY	\$1.33	
266	Large Cabinet	2 Inch Mounting Space	S8FXU	\$1.63	
267	Medium Cabinet	2 Inch Mounting Space	S8FXV	\$2.19	
268	Small Cabinet	2 Inch Mounting Space	S8FXW	\$3.29	
269	INTERCONNECTION COSTS:				
270	ILEC TO CLEC CONNECTION				
271	Voice Grade Arrangement	100 Copper Pairs (CLEC provides cable)	S8F82	\$3.86	\$225.02
272	Voice Grade Arrangement	100 Shielded Pairs (CLEC provides cable)	S8F83	\$3.86	\$225.02
273	DS1 Arrangement - DCS	28 DS1 (CLEC provides cable)	S8F8X	\$295.42	\$3,496.22
274	DS1 Arrangement - DSX	28 DS1 (CLEC provides cable)	S8F8Y	\$6.07	\$651.13
275	DS3 Arrangement - DCS	1 DS3 (CLEC provides cable)	S8F8Z	\$115.30	\$2,186.12
276	DS3 Arrangement - DSX	1 DS3 (CLEC provides cable)	S8F81	\$5.69	\$204.42
277	Fiber Arrangement	12 Fiber Pairs (CLEC provides cable)	S8F84	\$10.47	\$152.71
278	VIRTUAL TO VIRTUAL CONNECTION				
279	Cable Racking and Hole for Optical	Per Cable	S8FY7	\$0.90	
280	Cable Racking and Hole for DS1	Per Cable	S8FY8	\$0.49	
281	Cable Racking and Hole for DS3	Per Cable	S8FY9	\$0.35	
282	Route Design		NRLWF		\$463.36
283	Connection for DS1	Per 28 Circuits (CLEC provides cable)	S8GFQ	\$0.41	\$0.00
284	Connection for DS3	Per Circuit (CLEC provides cable)	S8GFR	\$0.27	\$0.00
285	Connection for Optical	Per Cable (CLEC provides cable)	S8GFS	\$0.81	\$0.00
286	PROJECT MANAGEMENT				
287	CEV, HUT & CABINET				
288	Project Coordination	Per CLEC Application Augment	NRFCCK		\$631.17
289	EQUIPMENT MAINTENANCE AND SECURITY ESCORT				
290	CENTRAL OFFICE TYPE				
291	Staffed CO During Normal Business Hours	Per 1/4 Hour	NRMHK		\$15.15
292	Staffed CO During Outside Normal Business Hours	4 Hour Minimum - Initial	NRMHN		\$242.35
293	Staffed CO During Outside Normal Business Hours	Per 1/4 Hour - Additional	NRMJ7		\$15.15
294	Not Staffed CO/RT During Normal Business Hours	Per 1/4 Hour	NRMJ8		\$15.15
295	Not Staffed CO/RT During Outside Normal Business Hours	4 Hour Minimum - Initial	NRMJ9		\$242.35
296	Not Staffed CO/RT During Outside Normal Business Hours	Per 1/4 Hour - Additional	NRML7		\$15.15
297	CEV, HUT & CABINET				
298	Per Visit	4 Hour Minimum - Initial	NRMJ9		\$242.35
299	Per Visit	Per 1/4 Hour - Additional	NRML7		\$15.15
300	ADDITIONAL LABOR ELEMENTS				
301	TRAINING				
302	Communications Tech	Per 1/2 Hour	NRMCD		\$39.21
303	CO Manager	Per 1/2 Hour	NRME9		\$39.45
304	Power Engineer	Per 1/2 Hour	NRMF9		\$38.47
305	Equipment Engineer	Per 1/2 Hour	NRMHJ		\$38.47
306	EQUIPMENT EVALUATION COST				
307	Equipment Engineer	Per 1/2 Hour	NRMO9		\$38.47
308	TEST AND ACCEPTANCE				
309	Communications Tech	Per 1/2 Hour	NRMP2		\$39.21
310					

Line	Product Type	Rate Element Description	USOC	Current Monthly Recurring Rate	Current Non-Recurring Rate (Initial)
311	CLEC-PROVISIONED FACILITIES & EQUIPMENT: ADJACENT ON-SITE				
312	PLANNING				
313	Planning - Initial	Per Request	NRFA1		\$9,268.73
314	Planning - Subsequent	Per Request	NRFA2		\$1,606.77
315	REAL ESTATE				
316	Land Rental	Per Square Foot	S8GEN	\$0.44	
317	POWER PROVISIONING				
318	Power Cable and Infrastructure:				
319	2-100 Amp Feeds	Per 2-100 Amp Power Feeds (CLEC provides cable)	NONE		
320	2-200 Amp Feeds	Per 2-200 Amp Power Feeds (CLEC provides cable)	NONE		
321	2-300 Amp Feeds	Per 2-300 Amp Power Feeds (CLEC provides cable)	NONE		
322	2-400 Amp Feeds	Per 2-400 Amp Power Feeds (CLEC provides cable)	NONE		
323	AC Service:				
324	Extension of 100 Amp AC Service (Opt.)	Per Request	NRFCW		\$6,447.00
325	AC Usage	Per KWH	S8GEO	\$0.05	
326	DC POWER AMPERAGE CHARGE				
327	Per Amp	Per Amp	S8GCR	\$10.61	
328	FIBER CABLE PLACEMENT				
329	Fiber Installation	Per Fiber Cable Sheath (CLEC Vendor Pulls Cable)	S8GF4	\$2.13	\$488.48
330	Entrance Fiber Racking	Per Rack/Conduit Duct	S8GDG	\$1.55	
331	CABLE RACK				
332	DC Power Cable Rack	Per Rack	S8GEP	\$13.64	\$2,667.22
333	Fiber Cable Rack	Per Rack	S8GEQ	\$20.63	
334	Interconnection Arrangement (Copper) Racking	Per Rack	S8GER	\$30.63	
335	CONDUIT PLACEMENT				
336	DC Power Cable Rack	Per Rack	S8GES		\$7,386.71
337	Fiber Cable Rack	Per Rack	S8GET		\$4,711.89
338	Interconnection Arrangement (Copper) Racking	Per Rack	S8GEU		\$5,545.50
339	INTERCONNECTION COSTS:				
340	ILEC TO CLEC CONNECTION				
341	Voice Grade Arrangement	100 Copper Pairs (CLEC provides cable)	S8F3G	\$3.86	\$156.02
342	Voice Grade Arrangement	100 Shielded Pairs (CLEC provides cable)	S8FWW	\$3.86	\$156.02
343	DS1 Arrangement - DCS	28 DS1 (CLEC provides cable)	S8F2L	\$295.42	\$3,105.79
344	DS1 Arrangement - DSX	28 DS1 (CLEC provides cable)	S8F2R	\$6.07	\$486.89
345	DS3 Arrangement - DCS	1 DS3 (CLEC provides cable)	S8F23	\$115.30	\$1,809.40
346	DS3 Arrangement - DSX	1 DS3 (CLEC provides cable)	S8F27	\$5.69	\$116.67
347	Fiber Arrangement	12 Fiber Pairs (CLEC provides cable)	S8F3N	\$3.76	\$495.49
348					
349	CLEC-PROVISIONED FACILITIES & EQUIPMENT: ADJACENT OFF-SITE				
350	PLANNING				
351	Planning	Per Request	NRFA3		\$1,254.32
352	CONDUIT				
353	Conduit Space	Per Innerduct	S8GEW	\$1.17	
354	INTERCONNECTION COSTS:				
355	ILEC TO CLEC CONNECTION				
356	Voice Grade/DS0 Arrangement	900 DS0 (Hole, Racking, MDF) (CLEC Vendor Pulls and Installs Cable)	S8GF5	\$311.43	
357	DS1 Arrangement - DCS	28 DS1 (Hole, Racking, DCS) (CLEC Vendor Pulls and Installs Cable)	S8GF6	\$439.96	
358	DS1 Arrangement - DSX	28 DS1 (Hole, Racking, DSX) (CLEC Vendor Pulls and Installs Cable)	S8GF7	\$35.03	
359	DS1 Arrangement - MDF	450 DS1 (Hole, Racking, MDF) (CLEC Vendor Pulls and Installs Cable)	S8GF8	\$311.43	
360	Fiber Arrangement	12 Fiber Pairs (Hole, Racking, FDF) (CLEC Vendor Pulls and Installs Cable)	S8GF9	\$9.02	
361					
362	RATES AND CHARGES FOR				
363	COMPLETE SPACE DISCONTINUANCE				
364	Application Fee	Per Request	NRFX1		\$503.95
365	Project Management Fee – Complete Space Discontinuance	Per Request	NRFX2		\$2,883.10
366	Remove Fiber Jumpers	Per linear foot	NRFX3		\$18.79
367	Remove Fiber Cables	Per linear foot	NRFX4		\$14.43
368	Remove VF/DS0 Cable	Per linear foot	NRFX5		\$2.60
369	Remove DS1 Cable	Per linear foot	NRFX6		\$4.89
370	Remove DS3 Cable (Coax)	Per linear foot	NRFX7		\$3.57
371	Remove Timing Cable	Per Request	NRFX8		\$9.64
372	Remove Power Cable-50AMP feed & below	Per linear foot	NRFX9		\$24.76
373	Remove Power Cable-100AMP feed & above	Per linear foot	NRFXA		\$22.73
374	Remove Cage Grounding Material	Each grounding lead & ground bar	NRFXB		\$1,462.85
375	Remove Fiber Entrance Cable	Per cable removal job	NRFXC		\$1,664.00
376	Infrastructure Maps & Records	Per cable removal job	NRFXD		\$104.00
377	Engineering Work Order	Per cable removal job	NRFXE		\$104.00
378	Work Group Information Distribution	Per cable removal job	NRFXF		\$104.00
379	Restore Floor Tile – per Standard Bay	Per Standard Bay	NRFXG		\$71.79
380	Floor Restoration Contractor Trip Charge	Per trip	NRFXH		\$144.63
381	Restore Floor Tile	Per Non-Standard Bay	NRFXJ		\$81.53
382					

Line	Product Type	Rate Element Description	USOC	Current Monthly Recurring Rate	Current Non-Recurring Rate (Initial)
383	RATES AND CHARGES FOR				
384	SPACE REASSIGNMENT/RESTENCILING				
385	Application Fee	Per Request	NRF XK		\$503.95
386	Project Management Fee – Space Reassignment	Per Request	NRF XL		\$2,883.10
387	Restencil DS0/DSL Block	Per 100 pair block	NRF XM		\$15.33
388	Restencil DS1 Block	Per 28 DS1s	NRF XN		\$6.02
389	Restencil DS3 Coax Cable	Per cable	NRF XO		\$4.90
390	Restencil Fiber Cable Block	Per 12 pair cable	NRF XP		\$91.95
391	Restencil Fiber Jumper Block	Per 4 jumpers	NRF XQ		\$61.30
392	Restencil Power and tag cables	Per 1-4 feeds	NRF XR		\$107.28
393	Restencil Timing Source and tag cable	Per cable	NRF XS		\$122.60
394	Timing Record Book Update	Per element	NRF XT		\$45.98
395	Interconnection Records Update	Per element	NRF XU		\$296.61
396	Power Records Update	Per element	NRF XV		\$355.94
397	Vendor Engineering	Per Space Reassignment job	NRF XW		\$711.88
398					
399	RATES AND CHARGES FOR				
400	POWER REDUCTION (CABLE REMOVAL)				
401	Application Fee	Per Request	NRF XX		\$503.95
402	Project Management Fee – Power Reduction(cable removal)	Per Request	NRF XY		\$2,220.45
403	Remove Power Cable-50AMP feed & below	Per linear foot	NRF XZ		\$24.76
404	Remove Power Cable-100AMP feed & above	Per linear foot	NRF Y1		\$22.73
405					
406	RATES AND CHARGES FOR				
407	POWER REDUCTION (REFUSING ONLY)				
408	Application Fee	Per Request	NRF Y2		\$503.95
409	Project Management Fee – Power Refusing Only	50AMP A&B feeds & below	NRF Y3		\$1,562.80
410	Project Management Fee – Power Refusing Only	100AMP A&B feeds & above	NRF Y4		\$2,004.57
411	Power Fuse Reductions on Company BDFB	50AMP A&B feeds & below	NRF Y5		\$367.81
412	Restencil Power and tag cables	Per 1-4 feeds	NRF Y6		\$107.28
413	Power Records Update	Per element	NRF Y7		\$355.94
414	Vendor Engineering	Per Space Reassignment job	NRF Y8		\$711.88
415	Power Fuse Reductions on Power Board	100AMP A&B feeds & above	NRF Y9		\$490.41
416	Restencil Power and tag cables	Per 1-4 feeds	NRF YA		\$107.28
417	Power Records Update	Per element	NRF YB		\$355.94
418	Vendor Engineering	Per Space Reassignment job	NRF YC		\$711.88
419					
420	RATES AND CHARGES FOR				
421	INTERCONNECTION TERMINATION REDUCTION				
422	Application Fee	Per Request	NRF YD		\$503.95
423	Project Management Fee – Interconnection Cable Reduction	Per Request	NRF YE		\$2,441.33
424	Remove VF/DS0 Cable	Per linear foot	NRF YF		\$2.60
425	Remove DS1 Cable	Per linear foot	NRF YG		\$4.89
426	Remove DS3 Cable (Coax)	Per linear foot	NRF YH		\$3.57
427	Remove Fiber Cables	Per linear foot	NRF YJ		\$14.43
428	Remove Fiber Jumpers	Per linear foot	NRF YK		\$18.79

Pricing Schedule - Alabama															
CATEGORY	RATE ELEMENTS	Interim	Zone	BCS	USOC	RATES(\$)				Svc Order Submitted Elec per LSR	Svc Order Submitted Manually per LSR	Incremental Charge - Manual Svc Order vs. Electronic-1st	Incremental Charge - Manual Svc Order vs. Electronic-Add'l	Incremental Charge - Manual Svc Order vs. Electronic-Disc 1st	Incremental Charge - Manual Svc Order vs. Electronic-Disc Add'l
						Rec	Nonrecurring		Nonrecurring Disconnect				OSS Rates(\$)		
							First	Add'l	First	Add'l	SOMEc	SOMAN	SOMAN	SOMAN	SOMAN
RESALE APPLICABLE DISCOUNTS															
	Residence %						16.30								
	Business %						16.30								
	CSAs %						16.30								
OPERATIONS SUPPORT SYSTEMS (OSS) - "REGIONAL RATES"															
	NOTE: (1) CLEC should contact its contract negotiator if it prefers the "state specific" OSS charges as ordered by the State Commissions. The OSS charges currently contained in this rate exhibit are the AT&T "regional" service ordering charges. CLEC may elect either the state specific Commission ordered rates for the service ordering charges, or CLEC may elect the regional service ordering charge, however, CLEC can not obtain a mixture of the two regardless if CLEC has a interconnection contract established in each of the 9 states.														
	OSS - Electronic Service Order Charge, Per Local Service Request (LSR) - Resale Only				SOMEc		3.50	0.00	3.50	0.00					
	OSS - Manual Service Order Charge, Per Local Service Request (LSR) - Resale Only				SOMAN		19.99	0.00	19.99	0.00					
ODUF/EODUF SERVICES															
	OPTIONAL DAILY USAGE FILE (ODUF)														
	ODUF: Recording, per message					0.000011									
	ODUF: Message Processing, per message					0.004101									
	ODUF: Message Processing, per Magnetic Tape provisioned					42.67									
	ODUF: Data Transmission (CONNECT:DIRECT), per message					0.000094									
	ENHANCED OPTIONAL DAILY USAGE FILE (EODUF)														
	EODUF: Message Processing, per message					0.22									
SELECTIVE CALL ROUTING USING LINE CLASS CODES (SCR-LCC)															
	Selective Routing Per Unique Line Class Code Per Request Per Switch						84.70	84.70	14.11	14.11					
DIRECTORY ASSISTANCE CUSTOM BRANDING ANNOUNCEMENT via OLNS SOFTWARE															
	Recording of DA Custom Branded Announcement						3,000.00	3,000.00							
	Loading of DA Custom Branded Announcement per Switch per OCN						1,170.00	1,170.00							
DIRECTORY ASSISTANCE UNBRANDING via OLNS SOFTWARE															
	Loading of DA per OCN (1 OCN per Order)						420.00	420.00							
	Loading of DA per Switch per OCN						16.00	16.00							
OPERATOR ASSISTANCE CUSTOM BRANDING ANNOUNCEMENT via OLNS SOFTWARE															
	Recording of Custom Branded OA Announcement						7,000.00	7,000.00							
	Loading of Custom Branded OA Announcement per shelf/NAV per OCN						500.00	500.00							
	Loading of OA Custom Branded Announcement per Switch per OCN						1,170.00	1,170.00							
OPERATOR ASSISTANCE UNBRANDING via OLNS SOFTWARE															
	Loading of OA per OCN (Regional)						1,200.00	1,200.00							
The "Zone" shown in the sections for stand-alone loops or loops as part of a combination refers to Geographically Deaveraged UNE Zones. To view Geographically Deaveraged UNE Zone Designations by Central Office, refer to internet Website: http://w.wholesale.att.com/															
OPERATIONS SUPPORT SYSTEMS (OSS) - "REGIONAL RATES"															
	NOTE: (1) CLEC should contact its contract negotiator if it prefers the "state specific" OSS charges as ordered by the State Commissions. The OSS charges currently contained in this rate exhibit are the AT&T "regional" service ordering charges. CLEC may elect either the state specific Commission ordered rates for the service ordering charges, or CLEC may elect the regional service ordering charge, however, CLEC can not obtain a mixture of the two regardless if CLEC has a interconnection contract established in each of the 9 states.														
	NOTE: (2) Any element that can be ordered electronically will be billed according to the SOMEc rate listed in this category. Please refer to AT&T's Local Ordering Handbook (LOH) to determine if a product can be ordered electronically. For those elements that cannot be ordered electronically at present per the LOH, the listed SOMEc rate in this category reflects the charge that would be billed to a CLEC once electronic ordering capabilities come on-line for that element. Otherwise, the manual ordering charge, SOMAN, will be applied to a CLECs bill when it submits an LSR to AT&T.														
	OSS - Electronic Service Order Charge, Per Local Service Request (LSR) - UNE Only				SOMEc		3.50	0.00	3.50	0.00					
	OSS - Manual Service Order Charge, Per Local Service Request (LSR) - UNE Only				SOMAN		15.66	0.00	1.97	0.00					
UNE SERVICE DATE ADVANCEMENT CHARGE															
NOTE: The Expedite charge will be maintained commensurate with BellSouth's FCC No.1 Tariff, Section 5 as applicable.															

Pricing Schedule - Alabama

CATEGORY	RATE ELEMENTS	Interim	Zone	BCS	USOC	RATES(\$)					Svc Order Submitted Elec per LSR	Svc Order Submitted Manually per LSR	Incremental Charge - Manual Svc Order vs. Electronic-1st	Incremental Charge - Manual Svc Order vs. Electronic-Add'l	Incremental Charge - Manual Svc Order vs. Electronic-Disc 1st	Incremental Charge - Manual Svc Order vs. Electronic-Disc Add'l
						Rec	Nonrecurring		Nonrecurring Disconnect		OSS Rates(\$)					
							First	Add'l	First	Add'l	SOMECD	SOMAN	SOMAN	SOMAN	SOMAN	SOMAN
				UAL, UEANL, UCL, UEF, UDF, UEQ, UDL, UENTW, UDN, UEA, UHL, ULC, USL, U1TD1, U1TD3, U1TDX, UC1BC, UC1BL, UC1CC, UC1CL, UC1DC, UC1DL, UC1EC, UC1EL, UC1FC, UC1FL, UC1GC, UC1GL, UC1HC, UC1HL, UE3, UNC1X, UNC3X, UNCDX, UNCNX, UNCVX, U1TUC, U1TUD, U1TUB, U1TUA, NTCVG, NTCUD, NTCDD1	SDASP		200.00									
ORDER MODIFICATION CHARGE																
	Order Modification Charge (OMC)						35.13	0.00	0.00	0.00						
	Order Modification Additional Dispatch Charge (OMCAD)						150.00	0.00	0.00	0.00						
UNBUNDLED EXCHANGE ACCESS LOOP																
2-WIRE ANALOG VOICE GRADE LOOP																
	2-Wire Analog Voice Grade Loop - Service Level 1- Zone 1		1	UEANL	UEAL2	12.58	37.81	17.56	23.49	5.30						
	2-Wire Analog Voice Grade Loop - Service Level 1- Zone 2		2	UEANL	UEAL2	21.05	37.81	17.56	23.49	5.30						
	2-Wire Analog Voice Grade Loop - Service Level 1- Zone 3		3	UEANL	UEAL2	34.34	37.81	17.56	23.49	5.30						
	2-Wire Analog Voice Grade Loop - Service Level 1- Zone 1		1	UEANL	UEASL	12.58	37.81	17.56	23.49	5.30						
	2-Wire Analog Voice Grade Loop - Service Level 1- Zone 2		2	UEANL	UEASL	21.05	37.81	17.56	23.49	5.30						
	2-Wire Analog Voice Grade Loop - Service Level 1- Zone 3		3	UEANL	UEASL	34.34	37.81	17.56	23.49	5.30						
	Manual Order Coordination for UVL-SL1s (per loop)			UEANL	UEAMC		8.15	8.15								
	Order Coordination for Specified Conversion Time for UVL-SL1 (per LSR)			UEANL	OCOSL		18.09									
	Bulk Migration, per 2 Wire Voice Loop-SL1			UEANL	UREPN		37.81	17.56	23.49	5.30						
	Bulk Migration Order Coordination, per 2 Wire Voice Loop-SL1			UEANL	UREPM		8.15	8.15								
2-WIRE Unbundled COPPER LOOP																
	2-Wire Unbundled Copper Loop - Non-Designed Zone 1		1	UEQ	UEQ2X	11.20	34.14	15.10	21.25	4.15						
	2 Wire Unbundled Copper Loop - Non-Designed - Zone 2		2	UEQ	UEQ2X	13.27	34.14	15.10	21.25	4.15						
	2 Wire Unbundled Copper Loop - Non-Designed - Zone 3		3	UEQ	UEQ2X	15.07	34.14	15.10	21.25	4.15						
	Manual Order Coordination 2 Wire Unbundled Copper Loop - Non-Designed (per loop)			UEQ	USBMC		8.15	8.15								
	Bulk Migration, per 2 Wire UCL-ND			UEQ	UREPN		34.14	15.10	21.25	4.15						
	Bulk Migration Order Coordination, per 2 Wire UCL-ND			UEQ	UREPM		8.15	8.15								
UNBUNDLED EXCHANGE ACCESS LOOP																
2-WIRE ANALOG VOICE GRADE LOOP																
	Switch-As-Is Conversion rate per UNE Loop, Single LSR, (per DS0)			UEA	URES		5.59	5.59								
	Switch-As-Is Conversion rate per UNE Loop, Spreadsheet (per DS0)			UEA	URES		5.59	5.59								
	Bulk Migration, per 2 Wire Voice Loop-SL2			UEA	UREPN		88.00	55.00								
	Bulk Migration Order Coordination, per 2 Wire Voice Loop-SL2			UEA	UREPM		0.00	0.00								
4-WIRE ANALOG VOICE GRADE LOOP																
	4-Wire Analog Voice Grade Loop - Zone 1		1	UEA	UEAL4	25.34	131.97	94.51	59.14	14.50						
	4-Wire Analog Voice Grade Loop - Zone 2		2	UEA	UEAL4	38.58	131.97	94.51	59.14	14.50						
	4-Wire Analog Voice Grade Loop - Zone 3		3	UEA	UEAL4	60.02	131.97	94.51	59.14	14.50						
	Switch-As-Is Conversion rate per UNE Loop, Single LSR, (per DS0)			UEA	URES		5.59	5.59								
	Switch-As-Is Conversion rate per UNE Loop, Spreadsheet, (per DS0)			UEA	URES		5.59	5.59								
2-WIRE ISDN DIGITAL GRADE LOOP																
	2-Wire ISDN Digital Grade Loop - Zone 1		1	UDN	U1L2X	21.88	117.24	79.77	52.88	10.54						
	2-Wire ISDN Digital Grade Loop - Zone 2		2	UDN	U1L2X	32.85	117.24	79.77	52.88	10.54						
	2-Wire ISDN Digital Grade Loop - Zone 3		3	UDN	U1L2X	48.55	117.24	79.77	52.88	10.54						

Pricing Schedule - Alabama

CATEGORY	RATE ELEMENTS	Interim	Zone	BCS	USOC	RATES(\$)					Svc Order Submitted Elec per LSR	Svc Order Submitted Manually per LSR	Incremental Charge - Manual Svc Order vs. Electronic-1st	Incremental Charge - Manual Svc Order vs. Electronic-Add'l	Incremental Charge - Manual Svc Order vs. Electronic-Disc 1st	Incremental Charge - Manual Svc Order vs. Electronic-Disc Add'l
						Rec	Nonrecurring		Nonrecurring Disconnect		OSS Rates(\$)					
							First	Add'l	First	Add'l	SOMECE	SOMAN	SOMAN	SOMAN	SOMAN	SOMAN
2-WIRE ASYMMETRICAL DIGITAL SUBSCRIBER LINE (ADSL) COMPATIBLE LOOP																
	2 Wire Unbundled ADSL Loop including manual service inquiry & facility reservation - Zone 1		1	UAL	UAL2X	11.01	110.00	68.00	47.24	7.44						
	2 Wire Unbundled ADSL Loop including manual service inquiry & facility reservation - Zone 2		2	UAL	UAL2X	12.73	110.00	68.00	47.24	7.44						
	2 Wire Unbundled ADSL Loop including manual service inquiry & facility reservation - Zone 3		3	UAL	UAL2X	14.30	110.00	68.00	47.24	7.44						
	2 Wire Unbundled ADSL Loop without manual service inquiry & facility reservation - Zone 1		1	UAL	UAL2W	11.01	90.00	57.00	47.24	7.44						
	2 Wire Unbundled ADSL Loop without manual service inquiry & facility reservation - Zone 2		2	UAL	UAL2W	12.73	90.00	57.00	47.24	7.44						
	2 Wire Unbundled ADSL Loop without manual service inquiry & facility reservation - Zone 3		3	UAL	UAL2W	14.30	90.00	57.00	47.24	7.44						
2-WIRE HIGH BIT RATE DIGITAL SUBSCRIBER LINE (HDSL) COMPATIBLE LOOP																
	2 Wire Unbundled HDSL Loop including manual service inquiry & facility reservation - Zone 1		1	UHL	UHL2X	8.74	110.00	68.00	47.24	7.44						
	2 Wire Unbundled HDSL Loop including manual service inquiry & facility reservation - Zone 2		2	UHL	UHL2X	10.17	110.00	68.00	47.24	7.44						
	2 Wire Unbundled HDSL Loop including manual service inquiry & facility reservation - Zone 3		3	UHL	UHL2X	11.44	110.00	68.00	47.24	7.44						
	2 Wire Unbundled HDSL Loop without manual service inquiry and facility reservation - Zone 1		1	UHL	UHL2W	8.74	90.00	57.00	47.24	7.44						
	2 Wire Unbundled HDSL Loop without manual service inquiry and facility reservation - Zone 2		2	UHL	UHL2W	10.17	90.00	57.00	47.24	7.44						
	2 Wire Unbundled HDSL Loop without manual service inquiry and facility reservation - Zone 3		3	UHL	UHL2W	11.44	90.00	57.00	47.24	7.44						
4-WIRE HIGH BIT RATE DIGITAL SUBSCRIBER LINE (HDSL) COMPATIBLE LOOP																
	4 Wire Unbundled HDSL Loop including manual service inquiry and facility reservation - Zone 1		1	UHL	UHL4X	13.95	148.36	68.00	51.70	9.73						
	4-Wire Unbundled HDSL Loop including manual service inquiry and facility reservation - Zone 2		2	UHL	UHL4X	15.56	148.36	68.00	51.70	9.73						
	4-Wire Unbundled HDSL Loop including manual service inquiry and facility reservation - Zone 3		3	UHL	UHL4X	15.25	148.36	68.00	51.70	9.73						
	4-Wire Unbundled HDSL Loop without manual service inquiry and facility reservation - Zone 1		1	UHL	UHL4W	13.95	94.00	57.00	51.70	9.73						
	4-Wire Unbundled HDSL Loop without manual service inquiry and facility reservation - Zone 2		2	UHL	UHL4W	15.56	94.00	57.00	51.70	9.73						
	4-Wire Unbundled HDSL Loop without manual service inquiry and facility reservation - Zone 3		3	UHL	UHL4W	15.25	94.00	57.00	51.70	9.73						
4-WIRE DS1 DIGITAL LOOP																
	4-Wire DS1 Digital Loop - Zone 1		1	USL	USLXX	82.55	252.47	157.54	44.70	11.71						
	4-Wire DS1 Digital Loop - Zone 2		2	USL	USLXX	154.18	252.47	157.54	44.70	11.71						
	4-Wire DS1 Digital Loop - Zone 3		3	USL	USLXX	314.52	252.47	157.54	44.70	11.71						
	Switch-As-Is Conversion rate per UNE Loop, single LSR, (per DS1)			USL	URES		5.59	5.59								
	Switch-As-Is Conversion rate per UNE Loop, Spreadsheet, (per DS1)			USL	URESP		5.59	5.59								
2-WIRE Unbundled COPPER LOOP																
	2-Wire Unbundled Copper Loop-Designed including manual service inquiry & facility reservation - Zone 1		1	UCL	UCLPB	11.01	112.46	65.30	47.24	7.44						
	2-Wire Unbundled Copper Loop-Designed including manual service inquiry & facility reservation - Zone 2		2	UCL	UCLPB	12.73	112.46	65.30	47.24	7.44						
	2 Wire Unbundled Copper Loop-Designed including manual service inquiry & facility reservation - Zone 3		3	UCL	UCLPB	14.30	112.46	65.30	47.24	7.44						
	2-Wire Unbundled Copper Loop-Designed without manual service inquiry and facility reservation - Zone 1		1	UCL	UCLPW	11.01	91.46	54.30	47.24	7.44						
	2-Wire Unbundled Copper Loop-Designed without manual service inquiry and facility reservation - Zone 2		2	UCL	UCLPW	12.73	91.46	54.30	47.24	7.44						
	2-Wire Unbundled Copper Loop-Designed without manual service inquiry and facility reservation - Zone 3		3	UCL	UCLPW	14.30	91.46	54.30	47.24	7.44						
	Order Coordination for Unbundled Copper Loops (per loop)			UCL	UCLMC		8.15	8.15								
4-WIRE COPPER LOOP																
	4-Wire Copper Loop-Designed including manual service inquiry and facility reservation - Zone 1		1	UCL	UCL4S	17.36	135.21	88.05	51.70	9.73						

Pricing Schedule - Alabama

CATEGORY	RATE ELEMENTS	Interim	Zone	BCS	USOC	RATES(\$)	Svc Order Submitted Elec per LSR	Svc Order Submitted Manually per LSR	Incremental Charge - Manual Svc Order vs. Electronic- 1st	Incremental Charge - Manual Svc Order vs. Electronic- Add'l	Incremental Charge - Manual Svc Order vs. Electronic- Disc 1st	Incremental Charge - Manual Svc Order vs. Electronic- Disc Add'l				
						Rec	Nonrecurring		Nonrecurring Disconnect		OSS Rates(\$)					
							First	Add'l	First	Add'l	SOMECE	SOMAN	SOMAN	SOMAN	SOMAN	SOMAN
	4-Wire Copper Loop-Designed including manual service inquiry and facility reservation - Zone 2		2	UCL	UCL4S	20.76	135.21	88.05	51.70	9.73						
	4-Wire Copper Loop-Designed including manual service inquiry and facility reservation - Zone 3		3	UCL	UCL4S	28.21	135.21	88.05	51.70	9.73						
	4-Wire Copper Loop-Designed without manual service inquiry and facility reservation - Zone 1		1	UCL	UCL4W	17.36	114.21	67.05	51.70	9.73						
	4-Wire Copper Loop-Designed without manual service inquiry and facility reservation - Zone 2		2	UCL	UCL4W	20.76	114.21	67.05	51.70	9.73						
	4-Wire Copper Loop-Designed without manual service inquiry and facility reservation - Zone 3		3	UCL	UCL4W	28.21	114.21	67.05	51.70	9.73						
	Order Coordination for Unbundled Copper Loops (per loop)			UCL	UCLMC		8.15	8.15								
	Order Coordination for Specified Conversion Time (per LSR)			UEA, UDN, UAL, UHL, UDL, USL	OCOSL		18.90									
UNE LOOP COMMINGLING																
2-WIRE ANALOG VOICE GRADE LOOP - COMMINGLING																
	2-Wire Analog Voice Grade Loop - Service Level 2 w/Loop or Ground Start Signaling - Zone 1		1	NTCVG	UEAL2	14.38	88.00	55.00	47.24	7.44						
	2-Wire Analog Voice Grade Loop - Service Level 2 w/Loop or Ground Start Signaling - Zone 2		2	NTCVG	UEAL2	22.85	88.00	55.00	47.24	7.44						
	2-Wire Analog Voice Grade Loop - Service Level 2 w/Loop or Ground Start Signaling - Zone 3		3	NTCVG	UEAL2	36.14	88.00	55.00	47.24	7.44						
	2-Wire Analog Voice Grade Loop - Service Level 2 w/Reverse Battery Signaling - Zone 1		1	NTCVG	UEAR2	14.38	88.00	55.00	47.24	7.44						
	2-Wire Analog Voice Grade Loop - Service Level 2 w/Reverse Battery Signaling - Zone 2		2	NTCVG	UEAR2	22.85	88.00	55.00	47.24	7.44						
	2-Wire Analog Voice Grade Loop - Service Level 2 w/Reverse Battery Signaling - Zone 3		3	NTCVG	UEAR2	36.14	88.00	55.00	47.24	7.44						
	Switch-As-Is Conversion rate per UNE Loop, Single LSR, (per DS0)			NTCVG	URES		5.59	5.59								
	Switch-As-Is Conversion rate per UNE Loop, Spreadsheet (per DS0)			NTCVG	URESP		5.59	5.59								
	Loop Tagging - Service Level 2 (SL2)			NTCVG	URETL		11.21	1.10								
4-WIRE ANALOG VOICE GRADE LOOP - COMMINGLING																
	4-Wire Analog Voice Grade Loop - Zone 1		1	NTCVG	UEAL4	25.34	131.97	94.51	59.14	14.50						
	4-Wire Analog Voice Grade Loop - Zone 2		2	NTCVG	UEAL4	38.58	131.97	94.51	59.14	14.50						
	4-Wire Analog Voice Grade Loop - Zone 3		3	NTCVG	UEAL4	60.02	131.97	94.51	59.14	14.50						
	Switch-As-Is Conversion rate per UNE Loop, Single LSR, (per DS0)			NTCVG	URES		5.59	5.59								
	Switch-As-Is Conversion rate per UNE Loop, Spreadsheet, (per DS0)			NTCVG	URESP		5.59	5.59								
4-WIRE DS1 DIGITAL LOOP - COMMINGLING																
	4-Wire DS1 Digital Loop - Zone 1		1	NTCD1	USLXX	82.55	252.47	157.54	44.70	11.71						
	4-Wire DS1 Digital Loop - Zone 2		2	NTCD1	USLXX	154.18	252.47	157.54	44.70	11.71						
	4-Wire DS1 Digital Loop - Zone 3		3	NTCD1	USLXX	314.52	252.47	157.54	44.70	11.71						
	Switch-As-Is Conversion rate per UNE Loop, single LSR, (per DS1)			NTCD1	URES		5.59	5.59								
	Switch-As-Is Conversion rate per UNE Loop, Spreadsheet, (per DS1)			NTCD1	URESP		5.59	5.59								
4-WIRE 19.2, 56 OR 64 KBPS DIGITAL GRADE LOOP - COMMINGLING																
	4 Wire Unbundled Digital Loop 2.4 Kbps - Zone 1		1	NTCUD	UDL2X	26.09	126.27	88.80	59.14	14.50						
	4 Wire Unbundled Digital Loop 2.4 Kbps - Zone 2		2	NTCUD	UDL2X	35.95	126.27	88.80	59.14	14.50						
	4 Wire Unbundled Digital Loop 2.4 Kbps - Zone 3		3	NTCUD	UDL2X	37.88	126.27	88.80	59.14	14.50						
	4 Wire Unbundled Digital Loop 4.8 Kbps - Zone 1		1	NTCUD	UDL4X	26.09	126.27	88.80	59.14	14.50						
	4 Wire Unbundled Digital Loop 4.8 Kbps - Zone 2		2	NTCUD	UDL4X	35.95	126.27	88.80	59.14	14.50						
	4 Wire Unbundled Digital Loop 4.8 Kbps - Zone 3		3	NTCUD	UDL4X	37.88	126.27	88.80	59.14	14.50						
	4 Wire Unbundled Digital Loop 9.6 Kbps - Zone 1		1	NTCUD	UDL9X	26.09	126.27	88.80	59.14	14.50						
	4 Wire Unbundled Digital Loop 9.6 Kbps - Zone 2		2	NTCUD	UDL9X	35.95	126.27	88.80	59.14	14.50						
	4 Wire Unbundled Digital Loop 9.6 Kbps - Zone 3		3	NTCUD	UDL9X	37.88	126.27	88.80	59.14	14.50						
	4 Wire Unbundled Digital 19.2 Kbps - Zone 1		1	NTCUD	UDL19	26.09	126.27	88.80	59.14	14.50						
	4 Wire Unbundled Digital 19.2 Kbps - Zone 2		2	NTCUD	UDL19	35.95	126.27	88.80	59.14	14.50						
	4 Wire Unbundled Digital 19.2 Kbps - Zone 3		3	NTCUD	UDL19	37.88	126.27	88.80	59.14	14.50						
	4 Wire Unbundled Digital Loop 56 Kbps - Zone 1		1	NTCUD	UDL56	26.09	126.27	88.80	59.14	14.50						
	4 Wire Unbundled Digital Loop 56 Kbps - Zone 2		2	NTCUD	UDL56	35.95	126.27	88.80	59.14	14.50						
	4 Wire Unbundled Digital Loop 56 Kbps - Zone 3		3	NTCUD	UDL56	37.88	126.27	88.80	59.14	14.50						

Pricing Schedule - Alabama																	
CATEGORY	RATE ELEMENTS		Interim	Zone	BCS	USOC	RATES(\$)				Svc Order Submitted Elec per LSR	Svc Order Submitted Manually per LSR	Incremental Charge - Manual Svc Order vs. Electronic-1st	Incremental Charge - Manual Svc Order vs. Electronic-Add'l	Incremental Charge - Manual Svc Order vs. Electronic-Disc 1st	Incremental Charge - Manual Svc Order vs. Electronic-Disc Add'l	
							Rec	Nonrecurring		Nonrecurring Disconnect				OSS Rates(\$)			
								First	Add'l	First	Add'l	SOMECE	SOMAN	SOMAN	SOMAN	SOMAN	SOMAN
		4 Wire Unbundled Digital Loop 64 Kbps - Zone 1		1	NTCUD	UDL64	26.09	126.27	88.80	59.14	14.50						
		4 Wire Unbundled Digital Loop 64 Kbps - Zone 2		2	NTCUD	UDL64	35.95	126.27	88.80	59.14	14.50						
		4 Wire Unbundled Digital Loop 64 Kbps - Zone 3		3	NTCUD	UDL64	37.88	126.27	88.80	59.14	14.50						
		Switch-As-Is Conversion rate per UNE Loop, single LSR, (per DS0)			NTCUD	URES	5.59	5.59									
		Switch-As-Is Conversion rate per UNE Loop, Spreadsheet, (per DS0)			NTCUD	URESP	5.59	5.59									
		Order Coordination for Specified Conversion Time (per LSR)			NTCVG, NTCUD, NTCDD1	OCOSL	18.90										
MAINTENANCE OF SERVICE																	
		Maintenance of Service Charge, Basic Time, per half hour			UDC, UEA, UDL, UDN, USL, UAL, UHL, UCL, NTCVG, NTCUD, NTCDD1, U1TD1, U1TD3, U1TDX, U1TS1, U1TVX, UDF, UDFCX, UDLSX, UE3, ULDD1, ULDD3, ULDDX, ULDS1, ULDVX, UNC1X, UNC3X, UNCDX, UNCSX, UNCVX, ULS	MVVBT	80.00	55.00									
		Maintenance of Service Charge, Overtime, per half hour			UDC, UEA, UDL, UDN, USL, UAL, UHL, UCL, NTCVG, NTCUD, NTCDD1, U1TD1, U1TD3, U1TDX, U1TS1, U1TVX, UDF, UDFCX, UDLSX, UE3, ULDD1, ULDD3, ULDDX, ULDS1, ULDVX, UNC1X, UNC3X, UNCDX, UNCSX, UNCVX, ULS	MVVOT	90.00	65.00									
		Maintenance of Service Charge, Premium, per half hour			UDC, UEA, UDL, UDN, USL, UAL, UHL, UCL, NTCVG, NTCUD, NTCDD1, U1TD1, U1TD3, U1TDX, U1TS1, U1TVX, UDF, UDFCX, UDLSX, UE3, ULDD1, ULDD3, ULDDX, ULDS1, ULDVX, UNC1X, UNC3X, UNCDX, UNCSX, UNCVX, ULS	MVVPT	100.00	75.00									
LOOP MODIFICATION																	
		Unbundled Loop Modification, Removal of Load Coils - 2 Wire pair less than or equal to 18k ft, per Unbundled Loop			UAL, UHL, UCL, UEQ, UEA, UEANL, UEPSR, UEPSB	ULM2L	0.00	0.00									
		Unbundled Loop Modification Removal of Load Coils - 4 Wire less than or equal to 18K ft, per Unbundled Loop			UHL, UCL, UEA	ULM4L	0.00	0.00									
		Unbundled Loop Modification Removal of Bridged Tap Removal, per unbundled loop			UAL, UHL, UCL, UEQ, UEA, UEANL, UEPSR, UEPSB	ULMBT	32.41	32.41									
SUB-LOOPS																	

Pricing Schedule - Alabama															
CATEGORY	RATE ELEMENTS	Interim	Zone	BCS	USOC	RATES(\$)				Svc Order Submitted Elec per LSR	Svc Order Submitted Manually per LSR	Incremental Charge - Manual Svc Order vs. Electronic-1st	Incremental Charge - Manual Svc Order vs. Electronic-Add'l	Incremental Charge - Manual Svc Order vs. Electronic-Disc 1st	Incremental Charge - Manual Svc Order vs. Electronic-Disc Add'l
						Rec	Nonrecurring First	Nonrecurring Add'l	Nonrecurring Disconnect First	Nonrecurring Disconnect Add'l	SOMECS	SOMAN	SOMAN	SOMAN	SOMAN
Sub-Loop Distribution															
	Order Coordination for Unbundled Sub-Loops, per sub-loop pair			UEANL	USBMC		8.15	8.15							
	Order Coordination for Unbundled Sub-Loops, per sub-loop pair			UEANL	USBMC		8.15	8.15							
	Order Coordination for Unbundled Sub-Loops, per sub-loop pair			UEANL	USBMC		8.15	8.15							
	Order Coordination for Unbundled Sub-Loops, per sub-loop pair			UEANL	USBMC		8.15	8.15							
	Order Coordination for Unbundled Sub-Loops, per sub-loop pair			UEF	USBMC		8.15	8.15							
	Order Coordination for Unbundled Sub-Loops, per sub-loop pair			UEF	USBMC		8.15	8.15							
Unbundled Sub-Loop Modification															
	Unbundled Sub-Loop Modification - 2-W Copper Dist Load Coil/Equip Removal per 2-W PR			UEF	ULM2X		175.78	5.10							
	Unbundled Sub-loop Modification - 4-W Copper Dist Load Coil/Equip Removal per 4-W PR			UEF	ULM4X		175.78	5.10							
	Unbundled Loop Modification, Removal of Bridge Tap, per unbundled loop			UEF	ULMBT		278.20	6.11							
Network Interface Device (NID)															
	Network Interface Device (NID) - 1-2 lines			UENTW	UND12		43.23	28.38							
	Network Interface Device (NID) - 1-6 lines			UENTW	UND16		63.97	49.11							
	Network Interface Device Cross Connect - 2 W			UENTW	UNDC2		5.87	5.87							
	Network Interface Device Cross Connect - 4W			UENTW	UNDC4		5.87	5.87							
UNE OTHER, PROVISIONING ONLY - NO RATE															
	Unbundled Contact Name, Provisioning Only - no rate			UAL, UCL, UDC, UDL, UDN, UEA, UHL, UEANL, UEF, UEQ, UENTW, NTCVG, NTCUD, NTCDD1, USL	UNECDN	0.00	0.00								
	Unbundled DS1 Loop - Superframe Format Option - no rate			USL, NTCDD1	CCOSF		0.00								
	Unbundled DS1 Loop - Expanded Superframe Format option - no rate			USL, NTCDD1	CCOEF		0.00								
	NID - Dispatch and Service Order for NID installation			UENTW	UNDBX	0.00	0.00								
LOOP MAKE-UP															
	Loop Makeup - Preordering Without Reservation, per working or spare facility queried (Manual).			UMK	UMKLW		20.00	20.00							
	Loop Makeup - Preordering With Reservation, per spare facility queried (Manual).			UMK	UMKLP		21.00	21.00							
	Loop Makeup-With or Without Reservation, per working or spare facility queried (Mechanized)			UMK	UMKMQ		0.59	0.59							
LINE SPLITTING															
END USER ORDERING-CENTRAL OFFICE BASED															
	Line Splitting - per line activation DLEC owned splitter			UEPSR UEPSB	UREOS	0.61									
	Line Splitting - per line activation AT&T owned - physical			UEPSR UEPSB	UREBP	0.61	37.01	21.19	20.02	9.83					
	Line Splitting - per line activation AT&T owned - virtual			UEPSR UEPSB	UREBV	0.61	37.01	21.19	20.02	9.83					
END USER ORDERING - REMOTE SITE LINE SPLITTING															
UNBUNDLED EXCHANGE ACCESS LOOP															
2-WIRE ANALOG VOICE GRADE LOOP															
	2 Wire Analog Voice Grade Loop-Service Level 1-Line Splitting-Zone 1		1	UEPSR UEPSB	UEALS	12.58	37.81	17.56	23.49	5.30					
	2 Wire Analog Voice Grade Loop-Service Level 1-Line Splitting-Zone 1		1	UEPSR UEPSB	UEABS	12.58	37.81	17.56	23.49	5.30					
	2 Wire Analog Voice Grade Loop- Service Level 1-Line Splitting-Zone 2		2	UEPSR UEPSB	UEALS	21.05	37.81	17.56	23.49	5.30					
	2 Wire Analog Voice Grade Loop- Service Level 1-Line Splitting-Zone 2		2	UEPSR UEPSB	UEABS	21.05	37.81	17.56	23.49	5.30					
	2 Wire Analog Voice Grade Loop-Service Level 1-Line Splitting-Zone 3		3	UEPSR UEPSB	UEALS	34.34	37.81	17.56	23.49	5.30					
	2 Wire Analog Voice Grade Loop-Service Level 1-Line Splitting-Zone 3		3	UEPSR UEPSB	UEABS	34.34	37.81	17.56	23.49	5.30					
PHYSICAL COLLOCATION															

Pricing Schedule - Alabama															
CATEGORY	RATE ELEMENTS	Interim	Zone	BCS	USOC	RATES(\$)				Svc Order Submitted Elec per LSR	Svc Order Submitted Manually per LSR	Incremental Charge - Manual Svc Order vs. Electronic- 1st	Incremental Charge - Manual Svc Order vs. Electronic- Add'l	Incremental Charge - Manual Svc Order vs. Electronic- Disc 1st	Incremental Charge - Manual Svc Order vs. Electronic- Disc Add'l
						Rec	Nonrecurring		Nonrecurring Disconnect				OSS Rates(\$)		
							First	Add'l	First	Add'l	SOMECS	SOMAN	SOMAN	SOMAN	SOMAN
	Physical Collocation-2 Wire Cross Connects (Loop) for Line Splitting			UEPSR UEPSB	PE1LS	0.03	12.30	11.80	6.03	5.44					
VIRTUAL COLLOCATION															
	Virtual Collocation-2 Wire Cross Connects (Loop) for Line Splitting			UEPSR UEPSB	VE1LS	0.03	12.30	11.80	6.03	5.44					
UNBUNDLED DEDICATED TRANSPORT															
INTEROFFICE CHANNEL - DEDICATED TRANSPORT															
	Interoffice Channel - DS1 - per mile			U1TD1	1L5XX	0.18									
	Interoffice Channel - DS1 - Facility Termination			U1TD1	U1TF1	60.16	89.27	81.81	16.35	14.44					
	Interoffice Channel - DS3 - per mile			U1TD3	1L5XX	4.09									
	Interoffice Channel - DS3 - Facility Termination			U1TD3	U1TF3	703.52	278.75	162.76	60.20	58.46					
UNBUNDLED DARK FIBER - Stand Alone or in Combination															
	Dark Fiber - Interoffice Transport, Per Four Fiber Strands, Per Route Mile Or Fraction Thereof			UDF	1L5DF	22.34									
	Dark Fiber - Interoffice Transport, Per Four Fiber Strands, Per Route Mile Or Fraction Thereof			UDF	UDF14		639.09	137.87	317.06	197.66					
HIGH CAPACITY UNBUNDLED LOCAL LOOP															
DS3/UNBUNDLED LOCAL LOOP - Stand Alone															
	DS3 Unbundled Local Loop - per mile			UE3	1L5ND	8.38									
	DS3 Unbundled Local Loop - Facility Termination			UE3	UE3PX	308.08	451.52	263.94	119.49	83.58					
ENHANCED EXTENDED LINK (EELS)															
Network Elements Used in Combinations															
	4-Wire Analog Voice Grade Loop in Combination - Zone 1		1	UNCVX	UEAL4	25.34	131.97	94.51	59.14	14.50					
	4-Wire Analog Voice Grade Loop in Combination - Zone 2		2	UNCVX	UEAL4	38.58	131.97	94.51	59.14	14.50					
	4-Wire Analog Voice Grade Loop in Combination - Zone 3		3	UNCVX	UEAL4	60.02	131.97	94.51	59.14	14.50					
	4-Wire DS1 Digital Loop in Combination - Zone 1		1	UNC1X	USLXX	82.55	252.47	157.54	44.70	11.71					
	4-Wire DS1 Digital Loop in Combination - Zone 2		2	UNC1X	USLXX	154.18	252.47	157.54	44.70	11.71					
	4-Wire DS1 Digital Loop in Combination - Zone 3		3	UNC1X	USLXX	314.52	252.47	157.54	44.70	11.71					
	DS3 Local Loop in combination - per mile			UNC3X	1L5ND	8.38									
	DS3 Local Loop in combination - Facility Termination			UNC3X	UE3PX	308.08	451.52	263.94	119.49	83.58					
	Interoffice Channel in combination - DS1 - per mile			UNC1X	1L5XX	0.18									
	Interoffice Channel in combination - DS1 Facility Termination			UNC1X	U1TF1	60.16	89.27	81.81	16.35	14.44					
	Interoffice Channel in combination - DS3 - per mile			UNC3X	1L5XX	4.09									
	Interoffice Channel in combination - DS3 - Facility Termination			UNC3X	U1TF3	703.52	278.75	162.76	60.20	58.46					
ADDITIONAL NETWORK ELEMENTS															
Optional Features & Functions:															
	Clear Channel Capability Extended Frame Option - per DS1	i		U1TD1, UNC1X	CCOEF	0.00									
	Clear Channel Capability Super FrameOption - per DS1	i		U1TD1, UNC1X	CCOSF	0.00									
	Clear Channel Capability (SF/ESF) Option - Subsequent Activity - per DS1	i		U1TD1, UNC1X, USL	NRCCC	184.85	23.81	1.99	0.7741						
	C-bit Parity Option - Subsequent Activity - per DS3	i		U1TD3-UE3, UNC3X	NRCC3	219.13	7.67	0.7355	0.00						
	DS1/DS0 Channel System			UNC1X	MQ1	107.19	91.04	62.57	10.54	9.79					
	DS3/DS1Channel System			UNC3X	MQ3	176.20	178.14	93.97	33.26	31.83					
	Voice Grade COCI in combination			UNCVX	1D1VG	0.56	6.58	4.72							
	Voice Grade COCI - for 2W-SL2 & 4W Voice Grade Local Loop			UEA	1D1VG	0.56	6.58	4.72							
	DS1 COCI in combination			UNC1X	UC1D1	13.47	6.58	4.72							
	DS1 COCI - for Stand Alone Interoffice Channel			U1TD1	UC1D1	13.47	6.58	4.72							
	DS1 COCI - for DS1 Local Loop			USL, NTCD1	UC1D1	13.47	6.58	4.72							
				UNCVX, UNC1X, UNC3X, XDH1X, HFQC6, XDD2X, XDV6X,											
	Wholesale - UNE, Switch-As-Is Conversion Charge				UNCCC	5.59	5.59								
	Unbundled Misc Rate Element, SNE SAI, Single Network Element - Switch As Is Non-recurring Charge, per circuit (LSR)	i		U1TVX, U1TD3, UDF, UE3	URES	5.59	5.59								
	Unbundled Misc Rate Element, SNE SAI, Single Network Element - Switch As Is Non-recurring Charge, incremental charge per circuit on a spreadsheet	i		U1TVX, U1TD3, UDF, UE3	URES	5.59	5.59								
Service Rearrangements															
	NRC - Order Coordination Specific Time - Dedicated Transport	i		UNC1X, UNC3X	OCOSR	18.93	18.93								
COMMINGLING															

Pricing Schedule - Alabama															
CATEGORY	RATE ELEMENTS	Interim	Zone	BCS	USOC	RATES(\$)				Svc Order Submitted Elec per LSR	Svc Order Submitted Manually per LSR	Incremental Charge - Manual Svc Order vs. Electronic- 1st	Incremental Charge - Manual Svc Order vs. Electronic- Add'l	Incremental Charge - Manual Svc Order vs. Electronic- Disc 1st	Incremental Charge - Manual Svc Order vs. Electronic- Disc Add'l
						Rec	Nonrecurring First	Nonrecurring Add'l	Nonrecurring Disconnect First	Nonrecurring Disconnect Add'l	SOMECS	SOMAN	SOMAN	SOMAN	SOMAN
	Commingling Authorization			UNCVX, UNC1X, UNC3X, U1TD3, UE3, U1TVX,	CMGAU	0.00	0.00	0.00	0.00	0.00					
	Commingled (UNE part of single bandwidth circuit)														
	Commingled VG COCI			XDV2X	1D1VG	0.53	6.58	4.72							
	Commingled 4-wire Local Loop Zone 1		1	XDV6X	UEAL4	25.34	131.97	94.51	59.14	14.50					
	Commingled 4-wire Local Loop Zone 2		2	XDV6X	UEAL4	38.58	131.97	94.51	59.14	14.50					
	Commingled 4-wire Local Loop Zone 3		3	XDV6X	UEAL4	60.02	131.97	94.51	59.14	14.50					
	Commingled DS1 COCI			XDH1X	UC1D1	12.70	6.58	4.72							
	Commingled DS1 Interoffice Channel			XDH1X	U1TF1	60.16	89.27	81.81	16.35	14.44					
	Commingled DS1 Interoffice Channel Mileage			XDH1X	1L5XX	0.18									
	Commingled DS1/DS0 Channel System			XDH1X	MQ1	101.06	91.04	62.57	10.54	9.79					
	Commingled DS1 Local Loop Zone 1		1	XDH1X	USLXX	82.55	252.47	157.54	44.70	11.71					
	Commingled DS1 Local Loop Zone 2		2	XDH1X	USLXX	154.18	252.47	157.54	44.70	11.71					
	Commingled DS1 Local Loop Zone 3		3	XDH1X	USLXX	314.52	252.47	157.54	44.70	11.71					
	Commingled DS3 Local Loop			HFQC6	UE3PX	308.08	451.52	263.94	119.49	83.58					
	Commingled DS3/DS1 Channel System			HFQC6	MQ3	166.13	178.14	93.97	33.26	31.83					
	Commingled DS3 Interoffice Channel			HFQC6	U1TF3	703.52	278.75	162.76	60.20	58.46					
	Commingled DS3 Interoffice Channel Mileage			HFQC6	1L5XX	4.09									
	UNE to Commingled Conversion Tracking			XDH1X, HFQC6	CMGUN	0.00	0.00	0.00	0.00	0.00					
	SPA to Commingled Conversion Tracking			XDH1X, HFQC6	CMGSP	0.00	0.00	0.00	0.00	0.00					
	LNP Query Service														
	LNP Charge Per query					0.000757									
	LNP Service Establishment Manual						12.52		11.51						
	LNP Service Provisioning with Point Code Establishment						593.49	303.20	268.93	197.74					
	911 PBX LOCATE														
	911 PBX LOCATE DATABASE CAPABILITY														
	Service Establishment per CLEC per End User Account			9PBDC	9PBEU		1,813.00								
	Changes to TN Range or Customer Profile			9PBDC	9PBTN		181.44								
	Per Telephone Number (Monthly)			9PBDC	9PBMM	0.07									
	Change Company (Service Provider) ID			9PBDC	9PBPC		532.60								
	PBX Locate Service Support per CLEC (Month)			9PBDC	9PBMR	181.33									
	Service Order Charge			9PBDC	9PBSC		15.66								
	911 PBX LOCATE TRANSPORT COMPONENT														
	See Att 3														
	Emergency Number Services														
	911 trunk rates are included in the Facility cost via the General Subscriber Services Tariff (GSST) and the Switched Access Service Tariff.														
	Note: Rates displaying an "I" in Interim column are interim as a result of a Commission order.														
	LOCAL INTERCONNECTION (CALL TRANSPORT AND TERMINATION)														
	ISP-BOUND TRAFFIC														
	ISP-Bound, per MOU					0.0007									
	END OFFICE SWITCHING														
	End Office Switching Function, per MOU					0.0008663									
	TANDEM SWITCHING														
	Tandem Switching Function Per MOU					0.000498									
	Multiple Tandem Switching, per MOU (applies to intial tandem only)					0.000498									
	TRUNK CHARGE														
	Installation Trunk Side Service - per DS0			OHD	TPP6X		21.56	8.12							
	Installation Trunk Side Service - per DS0			OHD	TPP9X		21.56	8.12							
	Dedicated End Office Trunk Port Service-per DS0**			OHD	TDEOP	0.00									
	Dedicated End Office Trunk Port Service-per DS1**			OH1 OH1MS	TDE1P	0.00									
	Dedicated Tandem Trunk Port Service-per DS0**			OHD	TDWOP	0.00									
	Dedicated Tandem Trunk Port Service-per DS1**			OH1 OH1MS	TDW1P	0.00									
	** This rate element is recovered on a per MOU basis and is included in the End Office Switching and Tandem Switching, per MOU rate elements														

Pricing Schedule - Alabama															
CATEGORY	RATE ELEMENTS	Interim	Zone	BCS	USOC	RATES(\$)				Svc Order Submitted Elec per LSR	Svc Order Submitted Manually per LSR	Incremental Charge - Manual Svc Order vs. Electronic- 1st	Incremental Charge - Manual Svc Order vs. Electronic- Add'l	Incremental Charge - Manual Svc Order vs. Electronic- Disc 1st	Incremental Charge - Manual Svc Order vs. Electronic- Disc Add'l
						Rec	Nonrecurring		Nonrecurring Disconnect			OSS Rates(\$)			
							First	Add'l	First	Add'l	SOMECS	SOMAN	SOMAN	SOMAN	SOMAN
COMMON TRANSPORT (Shared)															
	Common Transport - Per Mile, Per MOU					0.0000023									
	Common Transport - Facilities Termination Per MOU					0.0003224									
LOCAL INTERCONNECTION (DEDICATED TRANSPORT)															
INTEROFFICE CHANNEL - DEDICATED TRANSPORT															
	Interoffice Channel - Dedicated Transport - 2-Wire Voice Grade - Per Mile per month			OHM	1L5NF	0.008838									
	Interoffice Channel - Dedicated Transport- 2- Wire Voice Grade - Facility Termination per month			OHM	1L5NF	21.13	40.54	27.41	16.74	6.90					
	Interoffice Channel - Dedicated Transport - 56 kbps - per mile per month			OHM	1L5NK	0.008838									
	Interoffice Channel - Dedicated Transport - 56 kbps - Facility Termination per month			OHM	1L5NK	15.12	40.54	27.41	16.74	6.90					
	Interoffice Channel - Dedicated Transport - 64 kbps - per mile per month			OHM	1L5NK	0.008838									
	Interoffice Channel - Dedicated Transport - 64 kbps - Facility Termination per month			OHM	1L5NK	15.12	40.54	27.41	16.74	6.90					
	Interoffice Channel - Dedicated Channel - DS1 - Per Mile per month			OH1, OH1MS	1L5NL	0.18									
	Interoffice Channel - Dedicated Transport - DS1 - Facility Termination per month			OH1, OH1MS	1L5NL	60.16	89.27	81.81	16.35	14.44					
	Interoffice Channel - Dedicated Transport - DS3 - Per Mile per month			OH3, OH3MS	1L5NM	4.09									
	Interoffice Channel - Dedicated Transport - DS3 - Facility Termination per month			OH3, OH3MS	1L5NM	703.52	278.75	162.76	60.20	58.46					
LOCAL CHANNEL - DEDICATED TRANSPORT															
	Local Channel - Dedicated - 2-Wire Voice Grade per month			OHM	TEFV2	13.97	193.10	33.17	36.64	3.20					
	Local Channel - Dedicated - 4-Wire Voice Grade per month			OHM	TEFV4	14.93	193.53	33.60	37.11	3.67					
	Local Channel - Dedicated - DS1 per month			OH1	TEFHG	35.76	177.47	153.72	22.19	15.26					
	Local Channel - Dedicated - DS3 Facility Termination per month			OH3	TEFHJ	416.54	451.52	263.94	119.49	83.58					
LOCAL INTERCONNECTION MID-SPAN MEET															
	Local Channel - Dedicated - DS1 per month			OH1MS	TEFHG	0.00	0.00								
	Local Channel - Dedicated - DS3 per month			OH3MS	TEFHJ	0.00	0.00								
MULTIPLEXERS															
	Channelization - DS1 to DS0 Channel System			OH1, OH1MS	SATN1	101.06	91.04	62.57	10.54	9.79					
	DS3 to DS1 Channel System per month			OH3, OH3MS	SATNS	166.13	178.14	93.97	33.26	31.63					
	DS3 Interface Unit (DS1 COCI) per month			OH1, OH1MS	SATCO	12.70	6.58	4.72							
Notes: If no rate is identified in the contract, the rates, terms, and conditions for the specific service or function will be as set forth in applicable AT&T tariff.															
PHYSICAL COLLOCATION															
Application															
	Physical Collocation - Initial Application Fee			CLO	PE1BA		1,879.48		0.51						
	Physical Collocation - Subsequent Application Fee			CLO	PE1CA		1,566.60		0.51						
	Physical Collocation - Co-Carrier Cross Connects/Direct Connect, Application Fee, per application			CLO	PE1DT		584.22								
	Physical Collocation Administrative Only - Application Fee			CLO	PE1BL		742.15								
Space Preparation															
	Physical Collocation - Floor Space, per sq feet			CLO	PE1PJ	3.22									
	Physical Collocation - Space Enclosure, welded wire, first 50 square feet			CLO	PE1BX	140.99									
	Physical Collocation - Space enclosure, welded wire, first 100 square feet			CLO	PE1BW	156.33									
	Physical Collocation - Space enclosure, welded wire, each additional 50 square feet			CLO	PE1CW	15.34									
	Physical Collocation - Space Preparation - C.O. Modification per square ft.			CLO	PE1SK	1.96									
	Physical Collocation - Space Preparation, Common Systems Modifications-Cageless, per square foot			CLO	PE1SL	2.62									
	Physical Collocation - Space Preparation - Common Systems Modifications-Caged, per cage			CLO	PE1SM	88.86									
	Physical Collocation - Space Preparation - Firm Order Processing			CLO	PE1SJ		600.71								
	Physical Collocation - Space Availability Report, per Central Office Requested			CLO	PE1SR		1,075.17								

Pricing Schedule - Alabama																
CATEGORY	RATE ELEMENTS	Interim	Zone	BCS	USOC	RATES(\$)					Svc Order Submitted Elec per LSR	Svc Order Submitted Manually per LSR	Incremental Charge - Manual Svc Order vs. Electronic-1st	Incremental Charge - Manual Svc Order vs. Electronic-Add'l	Incremental Charge - Manual Svc Order vs. Electronic-Disc 1st	Incremental Charge - Manual Svc Order vs. Electronic-Disc Add'l
						Rec	Nonrecurring		Nonrecurring Disconnect		OSS Rates(\$)					
							First	Add'l	First	Add'l	SOMECE	SOMAN	SOMAN	SOMAN	SOMAN	SOMAN
	Power															
	Physical Collocation - Power, -48V DC Power - per Fused Amp Requested			CLO	PE1PL	7.83										
	Physical Collocation - Power, 120V AC Power, Single Phase, per Breaker Amp			CLO	PE1FB	4.91										
	Physical Collocation - Power, 240V AC Power, Single Phase, per Breaker Amp			CLO	PE1FD	9.84										
	Physical Collocation - Power, 120V AC Power, Three Phase, per Breaker Amp			CLO	PE1FE	14.74										
	Physical Collocation - Power, 277V AC Power, Three Phase, per Breaker Amp			CLO	PE1FG	34.06										
	Cross Connects (Cross Connects, Co-Carrier Cross Connects, and Ports)															
				UEANL,UEQ, UNCNX, UEA, UCL, UAL, UHL, UDN, UNCVX	PE1P2	0.03	12.30	11.80	6.03	5.44						
	Physical Collocation - 2-wire cross-connect, loop, provisioning			UEA, UHL, UNCVX, UNCDX, UCL, UDL	PE1P4	0.05	12.39	11.87	6.39	5.73						
	Physical Collocation - 4-wire cross-connect, loop, provisioning															
	Physical Collocation -DS1 Cross-Connect for Physical Collocation, provisioning			WDS1L, WDS1S, UXTD1, ULDD1, USLEL, UNLD1, U1TD1, UNC1X, UEPSR, UEPSB, UEPSL, UEPSD, USL, UEPEX, UEPOX	PE1P1	1.11	22.03	15.93	6.40	5.79						
	Physical Collocation - DS3 Cross-Connect, provisioning			UE3, U1TD3, UXTD3, UXTS1, UNC3X, UNCSX, ULDD3, U1TS1, ULDS1, UNLD3, UEPEX, UEPOX, UEPSR, UEPSB, UEPSL, UEPSD	PE1P3	14.16	20.89	15.20	7.38	5.92						
	Physical Collocation - 2-Fiber Cross-Connect			CLO, ULDO3, ULD12, ULD48, U1TO3, U1T12, U1T48, UDLO3, UDL12, UDF	PE1F2	2.81	20.89	15.20	7.38	5.92						
	Physical Collocation - 4-Fiber Cross-Connect			ULDO3, ULD12, ULD48, U1TO3, U1T12, U1T48, UDLO3, UDL12, UDF, UDFCX	PE1F4	4.99	25.55	19.86	9.71	8.25						
	Physical Collocation - Co-Carrier Cross Connects/Direct Connect - Fiber Cable Support Structure, per linear foot, per Cable.			CLO	PE1ES	0.0011										
	Physical Collocation - Co-Carrier Cross Connect/Direct Connect - Copper/Coax Cable Support Structure, per linear foot, per cable.			CLO	PE1DS	0.0016										
	Physical Collocation 2-Wire Cross Connect, Port			UEPSR, UEPSL, UEPSB, UEPSX, UEPC2C	PE1R2	0.03	12.30	11.80	6.03	5.44						
	Physical Collocation 4-Wire Cross Connect, Port			UEPEX, UEPCDD	PE1R4	0.05	12.39	11.87	6.39	5.73						
	Security															
	Physical Collocation - Security Escort for Basic Time - normally scheduled work, per half hour			CLO	PE1BT		16.93	10.73								
	Physical Collocation - Security Escort for Overtime - outside of normally scheduled working hours on a scheduled work day, per half hour			CLO	PE1OT		22.05	13.86								
	Physical Collocation - Security Escort for Premium Time - outside of scheduled work day, per half hour			CLO	PE1PT		27.17	16.98								
	Physical Collocation - Security Access System - Security System per Central Office			CLO	PE1AX	45.70										

Pricing Schedule - Alabama															
CATEGORY	RATE ELEMENTS	Interim	Zone	BCS	USOC	RATES(\$)				Svc Order Submitted Elec per LSR	Svc Order Submitted Manually per LSR	Incremental Charge - Manual Svc Order vs. Electronic-1st	Incremental Charge - Manual Svc Order vs. Electronic-Add'l	Incremental Charge - Manual Svc Order vs. Electronic-Disc 1st	Incremental Charge - Manual Svc Order vs. Electronic-Disc Add'l
						Rec	Nonrecurring		Nonrecurring Disconnect				OSS Rates(\$)		
							First	Add'l	First	Add'l	SOMECS	SOMAN	SOMAN	SOMAN	SOMAN
	Physical Collocation - Security Access System - New Card Activation, per Card Activation (First), per State			CLO	PE1A1	0.05	27.79								
	Physical Collocation-Security Access System-Administrative Change, existing Access Card, per Request, per State, per Card			CLO	PE1AA		7.79								
	Physical Collocation - Security Access System - Replace Lost or Stolen Card, per Card			CLO	PE1AR		22.78								
	Physical Collocation - Security Access - Initial Key, per Key			CLO	PE1AK		13.10								
	Physical Collocation - Security Access - Key, Replace Lost or Stolen Key, per Key			CLO	PE1AL		13.10								
CFA															
	Physical Collocation - CFA Information Resend Request, per premises, per arrangement, per request			CLO	PE1C9		77.56								
Cable Records - Note: The rates in the First & Additional columns will actually be billed as "Initial I" and "Subsequent S" respectively															
	Physical Collocation - Cable Records, per request			CLO	PE1CR		I 759.29	S 488.11	133.00						
	Physical Collocation, Cable Records, VG/DS0 Cable, per cable record (maximum 3600 records)			CLO	PE1CD		326.92		189.12						
	Physical Collocation, Cable Records, VG/DS0 Cable, per each 100 pair			CLO	PE1CO		4.81		5.90						
	Physical Collocation, Cable Records, DS1, per T1 TIE			CLO	PE1C1		2.25		2.76						
	Physical Collocation, Cable Records, DS3, per T3 TIE			CLO	PE1C3		7.88		9.66						
	Physical Collocation - Cable Records, Fiber Cable, per cable record (maximum 99 records)			CLO	PE1CB		84.49		77.13						
	Physical Collocation, Cable Records,CAT5/RJ45			CLO	PE1C5		2.25		2.76						
Virtual to Physical															
	Physical Collocation - Virtual to Physical Collocation Relocation, per Voice Grade Circuit			CLO	PE1BV		33.00								
	Physical Collocation - Virtual to Physical Collocation Relocation, per DSO Circuit			CLO	PE1BO		33.00								
	Physical Collocation - Virtual to Physical Collocation Relocation, per DS1 Circuit			CLO	PE1B1		52.00								
	Physical Collocation - Virtual to Physical Collocation Relocation, per DS3 Circuit			CLO	PE1B3		52.00								
	Physical Collocation - Virtual to Physical Collocation In-Place, Per Voice Grade Circuit			CLO	PE1BR		22.44								
	Physical Collocation Virtual to Physical Collocation In-Place, Per DSO Circuit			CLO	PE1BP		22.44								
	Physical Collocation - Virtual to Physical Collocation In-Place, Per DS1 Circuit			CLO	PE1BS		32.62								
	Physical Collocation - Virtual to Physical Collocation In-Place, per DS3 Circuit			CLO	PE1BE		32.62								
Entrance Cable															
	Physical Collocation - Fiber Cable Installation, Pricing, non-recurring charge, per Entrance Cable			CLO	PE1BD		859.71		22.49						
	Physical Collocation - Fiber Cable Support Structure, per Entrance Cable			CLO	PE1PM	17.11									
	Physical Collocation - Fiber Entrance Cable Installation, per Fiber			CLO	PE1ED		3.87								
VIRTUAL COLLOCATION															
Application															
	Virtual Collocation - Application Fee			AMTFS	EAF		1,205.26		0.51						
	Virtual Collocation - Co-Carrier Cross Connects/Direct Connect, Application Fee, per application			AMTFS	VE1CA		584.22								
	Virtual Collocation Administrative Only - Application Fee			AMTFS	VE1AF		742.15								
Space Preparation															
	Virtual Collocation - Floor Space, per sq. ft.			AMTFS	ESPVX	3.22									
Power															
	Virtual Collocation - Power, per fused amp			AMTFS	ESPAX	7.83									
Cross Connects (Cross Connects, Co-Carrier Cross Connects, and Ports)															
	Virtual Collocation - 2-wire cross-connect, loop, provisioning			UEANL, UEA, UDN, UAL, UHL, UCL, UEQ, UNCVX, UNCDX, UNCIX	UEAC2	0.03	12.30	11.80	6.03	5.44					

Pricing Schedule - Alabama															
CATEGORY	RATE ELEMENTS	Interim	Zone	BCS	USOC	RATES(\$)				Svc Order Submitted Elec per LSR	Svc Order Submitted Manually per LSR	Incremental Charge - Manual Svc Order vs. Electronic-1st	Incremental Charge - Manual Svc Order vs. Electronic-Add'l	Incremental Charge - Manual Svc Order vs. Electronic-Disc 1st	Incremental Charge - Manual Svc Order vs. Electronic-Disc Add'l
						Rec	Nonrecurring		Nonrecurring Disconnect				OSS Rates(\$)		
							First	Add'l	First	Add'l	SOMECH	SOMAN	SOMAN	SOMAN	SOMAN
	Virtual Collocation - 4-wire cross-connect, loop, provisioning			UEA, UHL, UCL, UDL, UNCVX, UNCDX	UEAC4	0.05	12.39	11.87	6.39	5.73					
	Virtual collocation - Special Access & UNE, cross-connect per DS1			ULR, UXTD1, UNC1X, ULDD1, U1TD1, USLEL, UNLD1, USL, UEPEX, UEPPX	CNC1X	1.11	22.03	15.93	6.40	5.79					
	Virtual collocation - Special Access & UNE, cross-connect per DS3			USL, UE3, U1TD3, UXTS1, UXTD3, UNC3X, UNCSX, ULDD3, U1TS1, ULDS1, UDLSX, UNLD3, XDEST	CND3X	14.16	20.89	15.20	7.38	5.92					
	Virtual Collocation - 2-Fiber Cross Connects			UDL12, UDLO3, U1T48, U1T12, U1TO3, ULDO3, ULD12, ULD48, UDF	CNC2F	2.84	20.89	15.20	7.38	5.92					
	Virtual Collocation - 4-Fiber Cross Connects			UDL12, UDLO3, U1T48, U1T12, U1TO3, ULDO3, ULD12, ULD48, UDF	CNC4F	5.69	25.55	19.86	9.71	8.25					
	Virtual Collocation - Co-Carrier Cross Connects/Direct Connect - Fiber Cable Support Structure, per linear foot, per cable			AMTFS	VE1CB	0.0011									
	Virtual Collocation - Co-Carrier Cross Connects/Direct Connect - Copper/Coax Cable Support Structure, per linear foot, per cable			AMTFS	VE1CD	0.0016									
	Virtual Collocation 2-Wire Cross Connect, Port			UEPSX, UEPSB, UEPS, UEPP, UEPSR, UEPPC	VE1R2	0.03	12.30	11.80	6.03	5.44					
	Virtual Collocation 4-Wire Cross Connect, Port			UEPDD, UEPEX	VE1R4	0.05	12.39	11.87	6.39	5.73					
CFA															
	Virtual Collocation - CFA Information Resend Request, per Premises, per Arrangement, per request			AMTFS	VE1QR		77.56								
Cable Records - Note: The rates in the First & Additional columns will actually be billed as "Initial I" & "Subsequent S" respectively															
	Virtual Collocation Cable Records - per request			AMTFS	VE1BA		759.29	5488.11	133.00						
	Virtual Collocation Cable Records - VG/DS0 Cable, per cable record			AMTFS	VE1BB		326.92		189.12						
	Virtual Collocation Cable Records - VG/DS0 Cable, per each 100 pair			AMTFS	VE1BC		4.81		5.90						
	Virtual Collocation Cable Records - DS1, per T1TIE			AMTFS	VE1BD		2.25		2.76						
	Virtual Collocation Cable Records - DS3, per T3TIE			AMTFS	VE1BE		7.88		9.66						
	Virtual Collocation Cable Records - Fiber Cable, per 99 fiber records			AMTFS	VE1BF		84.49		77.13						
	Virtual Collocation Cable Records - CAT 5/RJ45			AMTFS	VE1B5		2.25		2.76						
Security															
	Virtual collocation - Security escort, basic time, normally scheduled work hours			AMTFS	SPTBX		16.93	10.73							
	Virtual collocation - Security escort, overtime, outside of normally scheduled work hours on a normal working day			AMTFS	SPTOX		22.05	13.86							
	Virtual collocation - Security escort, premium time, outside of a scheduled work day			AMTFS	SPTPX		27.17	16.98							
Maintenance															
	Virtual collocation - Maintenance in CO - Basic, per half hour			AMTFS	CTRLX		27.93	10.73							
	Virtual collocation - Maintenance in CO - Overtime, per half hour			AMTFS	SPTOM		36.47	13.86							
	Virtual collocation - Maintenance in CO - Premium per half hour			AMTFS	SPTPM		45.02	16.98							
Entrance Cable															
	Virtual Collocation - Cable Installation Charge, per cable			AMTFS	ESPCX		859.71		22.49						
	Virtual Collocation - Cable Support Structure, per cable			AMTFS	ESPSX	14.97									

Pricing Schedule - Alabama															
CATEGORY	RATE ELEMENTS	Interim	Zone	BCS	USOC	RATES(\$)				Svc Order Submitted Elec per LSR	Svc Order Submitted Manually per LSR	Incremental Charge - Manual Svc Order vs. Electronic- 1st	Incremental Charge - Manual Svc Order vs. Electronic- Add'l	Incremental Charge - Manual Svc Order vs. Electronic- Disc 1st	Incremental Charge - Manual Svc Order vs. Electronic- Disc Add'l
						Rec	Nonrecurring First	Nonrecurring Add'l	Nonrecurring Disconnect First	Nonrecurring Disconnect Add'l	SOME C	SOMAN	SOMAN	SOMAN	SOMAN
COLLOCATION IN THE REMOTE SITE															
Physical Remote Site Collocation															
	Physical Collocation in the Remote Site - Application Fee			CLORS	PE1RA		307.70		168.22						
	Cabinet Space in the Remote Site per Bay/ Rack			CLORS	PE1RB	201.42									
	Physical Collocation in the Remote Site - Security Access - Key			CLORS	PE1RD		13.10								
	Physical Collocation in the Remote Site - Space Availability Report per Premises Requested			CLORS	PE1SR		115.87								
	Physical Collocation in the Remote Site - Remote Site CLLI Code Request, per CLLI Code Requested			CLORS	PE1RE		37.56								
	Power, DC Power Provisioning (Alabama Only ICB Rate)														
	Physical Collocation - Security Escort for Basic Time - normally scheduled work, per half hour			CLORS	PE1BT		16.93	10.73							
	Physical Collocation - Security Escort for Overtime - outside of normally scheduled working hours on a scheduled work day, per half hour			CLORS	PE1OT		22.05	13.86							
	Physical Collocation - Security Escort for Premium Time - outside of scheduled work day, per half hour			CLORS	PE1PT		27.17	16.98							
Adjacent Remote Site Collocation															
	Remote Site-Adjacent Collocation-Application Fee			CLORS	PE1RU		755.62	755.62							
	Remote Site-Adjacent Collocation - Real Estate, per square foot			CLORS	PE1RT	0.134									
	Remote Site-Adjacent Collocation - AC Power, per breaker amp			CLORS	PE1RS	6.27									
NOTE: If Security Escort and/or Add'l Engineering Fees become necessary for adjacent remote site collocation, the Parties will negotiate appropriate rates.															
Virtual Remote Site Collocation															
	Virtual Collocation in the Remote Site - Application Fee			VE1RS	VE1RB		307.70	307.70	168.22	168.22					
	Virtual Collocation in the Remote Site - Per Bay/Rack of Space			VE1RS	VE1RC	201.42									
	Virtual Collocation in the Remote Site - Space Availability Report per Premises requested			VE1RS	VE1RR		115.87	115.87							
	Virtual Collocation in the Remote Site - Remote Site CLLI Code Request, per CLLI Code Requested			VE1RS	VE1RL		37.56	37.56							
ADJACENT COLLOCATION															
	Adjacent Collocation - Space Charge per Sq. Ft.			CLOAC	PE1JA	0.14									
	Adjacent Collocation - Electrical Facility Charge per Linear Ft.			CLOAC	PE1JC	5.41									
	Adjacent Collocation - 2-Wire Cross-Connects			UEANL,UEQ,UEA,U CL, UAL, UHL, UDN	PE1JE	0.02	12.30	11.80	6.03	5.44					
	Adjacent Collocation - 4-Wire Cross-Connects			UEA,UHL,UDL,UCL	PE1JF	0.04	12.39	11.87	6.39	5.73					
	Adjacent Collocation - DS1 Cross-Connects			USL	PE1JG	1.03	22.03	15.93	6.40	5.79					
	Adjacent Collocation - DS3 Cross-Connects			UE3	PE1JH	13.95	20.89	15.20	7.38	5.92					
	Adjacent Collocation - 2-Fiber Cross-Connect			CLOAC	PE1JJ	2.36	20.89	15.20	7.38	5.92					
	Adjacent Collocation - 4-Fiber Cross-Connect			CLOAC	PE1JK	4.52	25.55	19.86	9.71	8.25					
	Adjacent Collocation - Application Fee			CLOAC	PE1JB		1,576.69		0.51						
	Adjacent Collocation - 120V, Single Phase Standby Power Rate per AC Breaker Amp			CLOAC	PE1JL	4.91									
	Adjacent Collocation - 240V, Single Phase Standby Power Rate per AC Breaker Amp			CLOAC	PE1JM	9.84									
	Adjacent Collocation - 120V, Three Phase Standby Power Rate per AC Breaker Amp			CLOAC	PE1JN	14.74									
	Adjacent Collocation - 277V, Three Phase Standby Power Rate per AC Breaker Amp			CLOAC	PE1JO	34.06									
	Adjacent Collocation - DC power provisioning (Alabama Only Mandate ICB)														
	Note: ICB means Individual Case Basis														
DIRECTORY DELIVERY															
	Each subscriber will receive one (1) copy per primary End User listing of AT&T White Pages directory in the same manner and at the same time that they are delivered to AT&T's subscribers during the annual delivery of newly published directories.														
BRANDING - DIRECTORY ASSISTANCE															

Pricing Schedule - Alabama															
CATEGORY	RATE ELEMENTS	Interim	Zone	BCS	USOC	RATES(\$)				Svc Order Submitted Elec per LSR	Svc Order Submitted Manually per LSR	Incremental Charge - Manual Svc Order vs. Electronic- 1st	Incremental Charge - Manual Svc Order vs. Electronic- Add'l	Incremental Charge - Manual Svc Order vs. Electronic- Disc 1st	Incremental Charge - Manual Svc Order vs. Electronic- Disc Add'l
						Rec	Nonrecurring		Nonrecurring Disconnect				OSS Rates(\$)		
							First	Add'l	First	Add'l	SOMECSOMAN	SOMAN	SOMAN	SOMAN	SOMAN
Facility Based CLEC															
	Recording and Provisioning of DA Custom Branded Announcement			AMT	CBADA		3,000.00	3,000.00							
	Loading of Custom Branded Announcement per Switch per OCN			AMT	CBADC		1,170.00	1,170.00							
Wholesale CLEC															
	Recording of DA Custom Branded Announcement						3,000.00	3,000.00							
	Loading of DA Custom Branded Announcement per Switch per OCN						1,170.00	1,170.00							
Unbranding via OLNS for Wholesale CLEC															
	Loading of DA per OCN (1 OCN per Order)						420.00	420.00							
	Loading of DA per Switch per OCN						16.00	16.00							
DIRECTORY ASSISTANCE SERVICES															
DIRECTORY ASSISTANCE ACCESS SERVICE															
	Directory Assistance Access Service Calls, Charge Per Call					0.31									
DIRECTORY ASSISTANCE CALL COMPLETION ACCESS SERVICE (DACC)															
	Directory Assistance Call Completion Access Service (DACC), Per Call Attempt					0.10									
	Directory Assistance - Rate Reference Initial Load						5,000.00								
	Directory Assistance - Rate Reference Subsequent Load							1,500.00							
Directory Assistance Database Service (DADS)															
	Directory Assistance Database Service (DADS)-Initial Load, per listing						0.04								
	Directory Assistance Database Service (DADS)-Update, per listing						0.04								
	Directory Assistance Database Service (DADS)-Monthly Recurring Fee					150.00									
BRANDING - OPERATOR CALL PROCESSING															
Facility based CLEC															
	Recording of Custom Branded OA Announcement			AMT	CBAAOS		7,000.00	7,000.00							
	Loading of Custom Branded OA Announcement per shelf/NAV per OCN			AMT	CBAAOL		500.00	500.00							
Wholesale CLEC															
	Recording of Custom Branded OA Announcement						7,000.00	7,000.00							
	Loading of Custom Branded OA Announcement per shelf/NAV per OCN						500.00	500.00							
	Loading of OA Custom Branded Announcement per Switch per OCN						1,170.00	1,170.00							
Unbranding via OLNS for Wholesale CLEC															
	Loading of OA per OCN (Regional)						1,200.00	1,200.00							
INWARD OPERATOR SERVICES															
	Inward Operator Services - Verification, Per Minute					1.15									
	Inward Operator Services - Verification and Emergency Interrupt - Per Minute					1.15									
OPERATOR CALL PROCESSING															
	Oper. Call Processing - Oper. Provided, Per Min. - Using BST LIDB					1.20									
	Oper. Call Processing - Oper. Provided, Per Min. - Using Foreign LIDB					1.24									
	Oper. Call Processing - Fully Automated, per Call - Using BST LIDB					0.20									
	Oper. Call Processing - Fully Automated, per Call - Using Foreign LIDB					0.20									
	Operator Services - Rate Reference Initial Load						5,000.00								
	Operator Services - Rate Reference Subsequent Load							1,500.00							
STRUCTURE ACCESS															
NOTE: Urban and non-urban are defined by the Bureau of Census as follows: Urban is a city plus the closely-settled urban fringe that together have a minimum population of 50,000. Non-urban is less than 50,000.															
	Poles & Ducts - Poles (\$/attachment/yr.) NON-URBAN					9.86									
	Poles & Ducts - Poles (\$/attachment/yr.) URBAN					6.54									
	Poles & Ducts - Anchors (\$/each/yr) NON-URBAN					9.86									
	Poles & Ducts - Anchors (\$/each/yr) URBAN					6.54									

Pricing Schedule - Alabama																	
CATEGORY	RATE ELEMENTS		Interim	Zone	BCS	USOC	RATES(\$)				Svc Order Submitted Elec per LSR	Svc Order Submitted Manually per LSR	Incremental Charge - Manual Svc Order vs. Electronic-1st	Incremental Charge - Manual Svc Order vs. Electronic-Add'l	Incremental Charge - Manual Svc Order vs. Electronic-Disc 1st	Incremental Charge - Manual Svc Order vs. Electronic-Disc Add'l	
							Rec	Nonrecurring		Nonrecurring Disconnect		OSS Rates(\$)					
								First	Add'l	First	Add'l	SOME C	SOMAN	SOMAN	SOMAN	SOMAN	SOMAN
		Poles & Ducts - Per Foot Conduit Occupancy Fees Full Duct (\$/ft/yr.)					0.19										
		Pole Attachment Transfer Rate					41.00										
		Cable Rate					4.32										
BONA FIDE REQUEST																	
		Deposit						2000.00									

Pricing Schedule- Florida																
		RATE ELEMENTS	Interim	Zone	BCS	USOC	RATES(\$)				Svc Order Submitted Elec per LSR	Svc Order Submitted Manually per LSR	Incremental Charge - Manual Svc Order vs. Electronic- 1st	Incremental Charge - Manual Svc Order vs. Electronic- Add'l	Incremental Charge - Manual Svc Order vs. Electronic- Disc 1st	Incremental Charge - Manual Svc Order vs. Electronic- Disc Add'l
							Rec	Nonrecurring		Nonrecurring Disconnect		OSS Rates(\$)				
								First	Add'l	First	Add'l	SOMEc	SOMAN	SOMAN	SOMAN	SOMAN
RESALE APPLICABLE DISCOUNTS																
		Residence %						21.83								
		Business %						16.81								
		CSAs %						16.81								
OPERATIONS SUPPORT SYSTEMS (OSS) - "REGIONAL RATES"																
NOTE: (1) CLEC should contact its contract negotiator if it prefers the "state specific" OSS charges as ordered by the State Commissions. The OSS charges currently contained in this rate exhibit are the AT&T "regional" service ordering charges. CLEC may elect either the state specific Commission ordered rates for the service ordering charges, or CLEC may elect the regional service ordering charge, however, CLEC can not obtain a mixture of the two regardless if CLEC has a interconnection contract established in each of the 9 states.																
		OSS - Electronic Service Order Charge, Per Local Service Request (LSR) - Resale Only				SOMEc		3.50	0.00	3.50	0.00					
		OSS - Manual Service Order Charge, Per Local Service Request (LSR) - Resale Only				SOMAN		19.99	0.00	19.99	0.00					
ODUF/EODUF SERVICES																
OPTIONAL DAILY USAGE FILE (ODUF)																
		ODUF: Recording, per message						0.0000071								
		ODUF: Message Processing, per message						0.002146								
		ODUF: Message Processing, per Magnetic Tape provisioned						35.91								
		ODUF: Data Transmission (CONNECT:DIRECT), per message						0.00010375								
ENHANCED OPTIONAL DAILY USAGE FILE (EODUF)																
		EODUF: Message Processing, per message						0.080698								
SELECTIVE CALL ROUTING USING LINE CLASS CODES (SCR-LCC)																
		Selective Routing Per Unique Line Class Code Per Request Per Switch						93.55	93.55	12.71	12.71					
DIRECTORY ASSISTANCE CUSTOM BRANDING ANNOUNCEMENT via OLNS SOFTWARE																
		Recording of DA Custom Branded Announcement						3,000.00	3,000.00							
		Loading of DA Custom Branded Announcement per Switch per OCN						1,170.00	1,170.00							
DIRECTORY ASSISTANCE UNBRANDING via OLNS SOFTWARE																
		Loading of DA per OCN (1 OCN per Order)						420.00	420.00							
		Loading of DA per Switch per OCN						16.00	16.00							
OPERATOR ASSISTANCE CUSTOM BRANDING ANNOUNCEMENT via OLNS SOFTWARE																
		Recording of Custom Branded OA Announcement						7,000.00	7,000.00							
		Loading of Custom Branded OA Announcement per shelf/NAV per OCN						500.00	500.00							
		Loading of OA Custom Branded Announcement per Switch per OCN						1,170.00	1,170.00							
OPERATOR ASSISTANCE UNBRANDING via OLNS SOFTWARE																
		Loading of OA per OCN (Regional)						1,200.00	1,200.00							
The "Zone" shown in the sections for stand-alone loops or loops as part of a combination refers to Geographically Deaveraged UNE Zones. To view Geographically Deaveraged UNE Zone Designations by Central Office, refer to internet Website: http://wholesale.att.com/																
OPERATIONS SUPPORT SYSTEMS (OSS) - "REGIONAL RATES"																
NOTE: (1) CLEC should contact its contract negotiator if it prefers the "state specific" OSS charges as ordered by the State Commissions. The OSS charges currently contained in this rate exhibit are the AT&T "regional" service ordering charges. CLEC may elect either the state specific Commission ordered rates for the service ordering charges, or CLEC can not obtain a mixture of the two regardless if CLEC has a interconnection contract established in each of the 9 states.																
NOTE: (2) Any element that can be ordered electronically will be billed according to the SOMEc rate listed in this category. Please refer to AT&T's Local Ordering Handbook (LOH) to determine if a product can be ordered electronically. For those elements that cannot be ordered electronically at present per the LOH, the listed SOMEc rate in this category reflects the charge that would be billed to a CLEC once electronic ordering capabilities come on-line for that element. Otherwise, the manual ordering charge, SOMAN, will be applied to a CLECs bill when it submits an LSR to AT&T.																
		OSS - Electronic Service Order Charge, Per Local Service Request (LSR) - UNE Only				SOMEc		3.50	0.00	3.50	0.00					
		OSS - Manual Service Order Charge, Per Local Service Request (LSR) - UNE Only				SOMAN		11.90	0.00	1.83	0.00					
UNE SERVICE DATE ADVANCEMENT CHARGE																
NOTE: The Expedite charge will be maintained commensurate with BellSouth's FCC No.1 Tariff, Section 5 as applicable.																

Pricing Schedule- Florida

		RATE ELEMENTS	Interim	Zone	BCS	USOC	RATES(\$)				Svc Order Submitted Elec per LSR	Svc Order Submitted Manually per LSR	Incremental Charge - Manual Svc Order vs. Electronic-1st	Incremental Charge - Manual Svc Order vs. Electronic-Add'l	Incremental Charge - Manual Svc Order vs. Electronic-Disc 1st	Incremental Charge - Manual Svc Order vs. Electronic-Disc Add'l							
							Rec	Nonrecurring		Nonrecurring Disconnect							OSS Rates(\$)						
								First	Add'l	First							Add'l	SOMECE	SOMAN	SOMAN	SOMAN	SOMAN	SOMAN
					UAL, UEANL, UCL, UEF, UDF, UEQ, UDL, UENTW, UDN, UEA, UHL, ULC, USL, U1T12, U1T48, U1TD1, U1TD3, U1TDX, U1TO3, U1TS1, U1TVX, UC1BC, UC1BL, UC1CC, UC1CL, UC1DC, UC1DL, UC1EC, UC1EL, UC1FC, UC1FL, UC1GC, UC1GL, UC1HC, UC1HL, UDL12, UDL48, UDL03, UDLSX, UE3, ULD12, ULD48, ULDD1, ULDD3, ULDDX, ULDO3, ULDS1, ULDVX, UNC1X, UNC3X, UNCDX, UNCNX, UNCSX, UNCVX, UNLD1, UNLD3, UXTD1, UXTD3, UXTS1, U1TUC, U1TUD, U1TUB, U1TUA,NTCVG, NTCUD, NTCD1																		
		UNE Expedite Charge per Circuit or Line Assignable USOC, per Day				SDASP		200.00															
ORDER MODIFICATION CHARGE																							
		Order Modification Charge (OMC)						26.21	0.00	0.00	0.00												
		Order Modification Additional Dispatch Charge (OMCAD)						150.00	0.00	0.00	0.00												
UNBUNDLED EXCHANGE ACCESS LOOP																							
2-WIRE ANALOG VOICE GRADE LOOP																							
		2-Wire Analog Voice Grade Loop - Service Level 1- Zone 1		1	UEANL	UEAL2	10.69	49.57	22.83	25.62	6.57												
		2-Wire Analog Voice Grade Loop - Service Level 1- Zone 2		2	UEANL	UEAL2	15.20	49.57	22.83	25.62	6.57												
		2-Wire Analog Voice Grade Loop - Service Level 1- Zone 3		3	UEANL	UEAL2	26.97	49.57	22.83	25.62	6.57												
		2-Wire Analog Voice Grade Loop - Service Level 1- Zone 1		1	UEANL	UEASL	10.69	49.57	22.83	25.62	6.57												
		2-Wire Analog Voice Grade Loop - Service Level 1- Zone 2		2	UEANL	UEASL	15.20	49.57	22.83	25.62	6.57												
		2-Wire Analog Voice Grade Loop - Service Level 1- Zone 3		3	UEANL	UEASL	26.97	49.57	22.83	25.62	6.57												
		Manual Order Coordination for UVL-SL1s (per loop)			UEANL	UEAMC		9.00	9.00														
		Order Coordination for Specified Conversion Time for UVL-SL1 (per LSR)			UEANL	OCOSL		23.02															
		Bulk Migration, per 2 Wire Voice Loop-SL1			UEANL	UREPN		49.57	22.83	25.62	6.57												
		Bulk Migration Order Coordination, per 2 Wire Voice Loop-SL1			UEANL	UREPM		9.00	9.00														
2-WIRE UNBUNDLED COPPER LOOP																							
		2-Wire Unbundled Copper Loop - Non-Designed Zone 1		1	UEQ	UEQ2X	7.69	44.98	20.90	24.88	6.45												
		2 Wire Unbundled Copper Loop - Non-Designed - Zone 2		2	UEQ	UEQ2X	10.92	44.98	20.90	24.88	6.45												
		2 Wire Unbundled Copper Loop - Non-Designed - Zone 3		3	UEQ	UEQ2X	19.38	44.98	20.90	24.88	6.45												
		Manual Order Coordination 2 Wire Unbundled Copper Loop - Non-Designed (per loop)			UEQ	USBMC		9.00	9.00														
		Bulk Migration, per 2 Wire UCL-ND			UEQ	UREPN		44.98	20.90	24.88	6.45												
		Bulk Migration Order Coordination, per 2 Wire UCL-ND			UEQ	UREPM		9.00	9.00														
UNBUNDLED EXCHANGE ACCESS LOOP																							
2-WIRE ANALOG VOICE GRADE LOOP																							
		Switch-As-Is Conversion rate per UNE Loop, Single LSR, (per DS0)			UEA	URES		8.98	8.98														
		Switch-As-Is Conversion rate per UNE Loop, Spreadsheet, (per DS0)			UEA	URES		8.98	8.98														
		Bulk Migration, per 2 Wire Voice Loop-SL2			UEA	UREPN		135.75	82.47														
		Bulk Migration Order Coordination, per 2 Wire Voice Loop-SL2			UEA	UREPM		0.00	0.00														
4-WIRE ANALOG VOICE GRADE LOOP																							

Pricing Schedule- Florida

|--|--|--|--|--|--|--|--|--|--|--|--|--|--|--|--|--|--|--|--|--|--|--|--|--|--|--|--|--|--|--|--|--|--|--|--|--|--|--|--|--|--|--|--|--|--|--|--|--|--|--|--|--|--|--|--|--|--|--|--|--|--|--|--|--|--|--|--|--|--|--|--|--|--|--|--|--|--|--|--|--|--|--|--|--|--|--|--|--|--|--|--|--|--|--|--|--|--|--|--|--|--|--|--|--|--|--|--|--|--|--|--|--|--|--|--|--|--|--|--|--|--|--|--|--|--|--|--|--|--|--|--|--|--|--|--|--|--|--|--|--|--|--|--|--|--|--|--|--|--|--|--|--|--|--|--|--|--|--|--|--|--|--|--|--|--|--|--|--|--|--|--|--|--|--|--|--|--|--|--|--|--|--|--|--|--|--|--|--|--|--|--|--|--|--|--|--|--|--|--|--|--|--|--|--|--|--|--|--|--|--|--|--|--|--|--|--|--|--|--|--|--|--|--|--|--|--|--|--|--|--|--|--|--|--|--|--|--|--|--|--|--|--|--|--|--|--|--|--|--|--|--|--|--|--|--|--|--|--|--|--|--|--|--|--|--|--|--|--|--|--|--|--|--|--|--|--|--|--|--|--|--|--|--|--|--|--|--|--|--|--|--|--|--|--|--|--|--|--|--|--|--|--|--|--|--|--|--|--|--|--|--|--|--|--|--|--|--|--|--|--|--|--|--|--|--|--|--|--|--|--|--|--|--|--|--|--|--|--|--|--|--|--|--|--|--|--|--|--|--|--|--|--|--|--|--|--|--|--|--|--|--|--|--|--|--|--|--|--|--|--|--|--|--|--|--|--|--|--|--|--|--|--|--|--|--|--|--|--|--|--|--|--|--|--|--|--|--|--|--|--|--|--|--|--|--|--|--|--|--|--|--|--|--|--|--|--|--|--|--|--|--|--|--|--|--|--|--|--|--|--|--|--|--|--|--|--|--|--|--|--|--|--|--|--|--|--|--|--|--|--|--|--|--|--|--|--|--|--|--|--|--|--|--|--|--|--|--|--|--|--|--|--|--|--|--|--|--|--|--|--|--|--|--|--|--|--|--|--|--|--|--|--|--|--|--|--|--|--|--|--|--|--|--|--|--|--|--|--|--|--|--|--|--|--|--|--|--|--|--|--|--|--|--|--|--|--|--|--|--|--|--|--|--|--|--|--|--|--|--|--|--|--|--|--|--|--|--|--|--|--|--|--|--|--|--|--|--|--|--|--|--|--|--|--|--|--|--|--|--|--|--|--|--|--|--|--|--|--|--|--|--|--|--|--|--|--|--|--|--|--|--|--|--|--|--|--|--|--|--|--|--|--|--|--|--|--|--|--|--|--|--|--|--|--|--|--|--|--|--|--|--|--|--|--|--|--|--|--|--|--|--|--|--|--|--|--|--|--|--|--|--|--|--|--|--|--|--|--|--|--|--|--|--|--|--|--|--|--|--|--|--|--|--|--|--|--|--|--|--|--|--|--|--|--|--|--|--|--|--|--|--|--|--|--|--|--|--|--|--|--|--|--|--|--|--|--|--|--|--|--|--|--|--|--|--|--|--|--|--|--|--|--|--|--|--|--|--|--|--|--|--|--|--|--|--|--|--|--|--|--|--|--|--|--|--|--|--|--|--|--|--|--|--|--|--|--|--|--|--|--|--|--|--|--|--|--|--|--|--|--|--|--|--|--|--|--|--|--|--|--|--|--|--|--|--|--|--|--|--|--|--|--|--|--|--|--|--|--|--|--|--|--|--|--|--|--|--|--|--|--|--|--|--|--|--|--|--|--|--|--|--|--|--|--|--|--|--|--|--|--|--|--|--|--|--|--|--|--|--|--|--|--|--|--|--|--|--|--|--|--|--|--|--|--|--|--|--|--|--|--|--|--|--|--|--|--|--|--|--|--|--|--|--|--|--|--|--|--|--|--|--|--|--|--|--|--|--|--|--|--|--|--|--|--|--|--|--|--|--|--|--|--|--|--|--|--|--|--|--|--|--|--|--|--|--|--|--|--|--|--|--|--|--|--|--|--|--|--|--|--|--|--|--|--|--|--|--|--|--|--|--|--|--|--|--|--|--|--|--|--|--|--|--|--|--|--|--|--|--|--|--|--|--|--|--|--|--|--|--|--|--|--|--|--|--|--|--|--|--|--|--|--|--|--|--|--|--|--|--|--|--|--|--|--|--|--|--|--|--|--|--|--|--|--|--|--|--|--|--|--|--|--|--|--|--|--|--|--|--|--|--|--|--|--|--|--|--|--|--|--|--|--|--|--|--|--|--|--|--|--|--|--|--|--|--|--|--|--|--|--|--|--|--|--|--|--|--|--|--|--|--|--|--|--|--|--|--|--|--|--|--|--|--|--|--|--|--|--|--|--|--|--|--|--|--|--|--|--|--|--|--|--|--|--|--|--|--|--|--|--|--|--|--|--|--|--|--|--|--|--|--|--|--|--|--|--|--|--|--|--|--|--|--|--|--|--|--|--|--|--|--|--|--|--|--|--|--|--|--|--|--|--|--|--|--|--|--|--|--|--|--|--|--|--|--|--|--|--|--|--|--|--|--|--|--|--|--|--|--|--|--|--|--|--|--|--|--|--|--|--|--|--|--|--|--|--|--|--|--|--|--|--|--|--|--|--|--|--|--|--|--|--|--|--|--|--|--|--|--|--|--|--|--|--|--|--|--|--|--|--|--|--|--|--|--|--|--|--|--|--|--|--|--|--|--|--|--|--|--|--|--|--|--|--|--|--|--|--|--|--|--|--|--|--|--|--|--|--|--|--|--|--|--|--|--|--|--|--|--|--|--|--|--|--|--|--|--|--|--|--|--|--|--|--|--|--|--|--|--|--|--|--|--|--|--|--|--|--|--|--|--|--|--|--|--|--|--|--|--|--|--|--|--|--|--|--|--|--|--|--|--|--|--|--|--|--|--|--|--|--|--|--|--|--|--|--|--|--|--|--|--|--|--|--|--|--|--|--|--|--|--|--|--|--|--|--|--|--|--|--|--|--|--|--|--|--|--|--|--|--|--|--|--|--|--|

Pricing Schedule- Florida

		RATE ELEMENTS	Interim	Zone	BCS	USOC	RATES(\$)				Svc Order Submitted Elec per LSR	Svc Order Submitted Manually per LSR	Incremental Charge - Manual Svc Order vs. Electronic- 1st	Incremental Charge - Manual Svc Order vs. Electronic- Add'l	Incremental Charge - Manual Svc Order vs. Electronic- Disc 1st	Incremental Charge - Manual Svc Order vs. Electronic- Disc Add'l	
							Rec	Nonrecurring		Nonrecurring Disconnect		OSS Rates(\$)					
								First	Add'l	First	Add'l	SOMECS	SOMAN	SOMAN	SOMAN	SOMAN	SOMAN
		2 Wire Unbundled Copper Loop-Designed including manual service inquiry & facility reservation - Zone 3		3	UCL	UCLPB	20.94	148.50	102.82	75.05	15.63						
		2-Wire Unbundled Copper Loop-Designed without manual service inquiry and facility reservation - Zone 1		1	UCL	UCLPW	8.30	123.81	70.09	60.64	9.12						
		2-Wire Unbundled Copper Loop-Designed without manual service inquiry and facility reservation - Zone 2		2	UCL	UCLPW	11.80	123.81	70.09	60.64	9.12						
		2-Wire Unbundled Copper Loop-Designed without manual service inquiry and facility reservation - Zone 3		3	UCL	UCLPW	20.94	123.81	70.09	60.64	9.12						
		Unbundled Loop Service Rearrangement, change in loop facility, per circuit			UCL	UCLMC		9.00	9.00								
4-WIRE COPPER LOOP																	
		4-Wire Copper Loop-Designed including manual service inquiry and facility reservation - Zone 1		1	UCL	UCL4S	11.83	177.87	132.76	77.15	17.73						
		4-Wire Copper Loop-Designed including manual service inquiry and facility reservation - Zone 2		2	UCL	UCL4S	16.81	177.87	132.76	77.15	17.73						
		4-Wire Copper Loop-Designed including manual service inquiry and facility reservation - Zone 3		3	UCL	UCL4S	29.82	177.87	132.76	77.15	17.73						
		4-Wire Copper Loop-Designed without manual service inquiry and facility reservation - Zone 1		1	UCL	UCL4W	11.83	153.18	100.03	62.74	11.22						
		4-Wire Copper Loop-Designed without manual service inquiry and facility reservation - Zone 2		2	UCL	UCL4W	16.81	153.18	100.03	62.74	11.22						
		4-Wire Copper Loop-Designed without manual service inquiry and facility reservation - Zone 3		3	UCL	UCL4W	29.82	153.18	100.03	62.74	11.22						
		Order Coordination for Unbundled Copper Loops (per loop)			UCL	UCLMC		9.00	9.00								
		Order Coordination for Specified Conversion Time (per LSR)			UEA, UDN, UAL, UHL, UDL,USL	OCOSL		23.02									
UNE LOOP COMMINGLING																	
2-WIRE ANALOG VOICE GRADE LOOP - COMMINGLING																	
		2-Wire Analog Voice Grade Loop - Service Level 2 w/Loop or Ground Start Signaling - Zone 1		1	NTCVG	UEAL2	12.24	135.75	82.47	63.53	12.01						
		2-Wire Analog Voice Grade Loop - Service Level 2 w/Loop or Ground Start Signaling - Zone 2		2	NTCVG	UEAL2	17.40	135.75	82.47	63.53	12.01						
		2-Wire Analog Voice Grade Loop - Service Level 2 w/Loop or Ground Start Signaling - Zone 3		3	NTCVG	UEAL2	30.87	135.75	82.47	63.53	12.01						
		2-Wire Analog Voice Grade Loop - Service Level 2 w/Reverse Battery Signaling - Zone 1		1	NTCVG	UEAR2	12.24	135.75	82.47	63.53	12.01						
		2-Wire Analog Voice Grade Loop - Service Level 2 w/Reverse Battery Signaling - Zone 2		2	NTCVG	UEAR2	17.40	135.75	82.47	63.53	12.01						
		2-Wire Analog Voice Grade Loop - Service Level 2 w/Reverse Battery Signaling - Zone 3		3	NTCVG	UEAR2	30.87	135.75	82.47	63.53	12.01						
		Switch-As-Is Conversion rate per UNE Loop, Single LSR, (per DS0)			NTCVG	URES		8.98	8.98								
		Switch-As-Is Conversion rate per UNE Loop, Spreadsheet, (per DS0)			NTCVG	URES		8.98	8.98								
		Loop Tagging - Service Level 2 (SL2)			NTCVG	URE		11.21	1.10								
4-WIRE ANALOG VOICE GRADE LOOP - COMMINGLING																	
		4-Wire Analog Voice Grade Loop - Zone 1		1	NTCVG	UEAL4	18.89	167.86	115.15	67.08	15.56						
		4-Wire Analog Voice Grade Loop - Zone 2		2	NTCVG	UEAL4	26.84	167.86	115.15	67.08	15.56						
		4-Wire Analog Voice Grade Loop - Zone 3		3	NTCVG	UEAL4	47.62	167.86	115.15	67.08	15.56						
		Switch-As-Is Conversion rate per UNE Loop, Single LSR, (per DS0)			NTCVG	URES		8.98	8.98								
		Switch-As-Is Conversion rate per UNE Loop, Spreadsheet, (per DS0)			NTCVG	URES		8.98	8.98								
4-WIRE DS1 DIGITAL LOOP - COMMINGLING																	
		4-Wire DS1 Digital Loop - Zone 1		1	NTCD1	USLXX	70.74	313.75	181.48	61.22	13.53						
		4-Wire DS1 Digital Loop - Zone 2		2	NTCD1	USLXX	100.54	313.75	181.48	61.22	13.53						
		4-Wire DS1 Digital Loop - Zone 3		3	NTCD1	USLXX	178.39	313.75	181.48	61.22	13.53						
		Switch-As-Is Conversion rate per UNE Loop, Single LSR, (per DS1)			NTCD1	URES		8.98	8.98								
		Switch-As-Is Conversion rate per UNE Loop, Spreadsheet, (per DS1)			NTCD1	URES		8.98	8.98								
4-WIRE 19.2, 56 OR 64 KBPS DIGITAL GRADE LOOP - COMMINGLING																	
		3 Wire Unbundled Digital Loop 2.4 Kbps - Zone 1		1	NTCUD	UDL2X	22.20	161.56	108.85	67.08	15.56						
		4 Wire Unbundled Digital Loop 2.4 Kbps - Zone 2		2	NTCUD	UDL2X	31.56	161.56	108.85	67.08	15.56						

Pricing Schedule- Florida

		RATE ELEMENTS	Interim	Zone	BCS	USOC	RATES(\$)					Svc Order Submitted Elec per LSR	Svc Order Submitted Manually per LSR	Incremental Charge - Manual Svc Order vs. Electronic- 1st	Incremental Charge - Manual Svc Order vs. Electronic- Add'l	Incremental Charge - Manual Svc Order vs. Electronic- Disc 1st	Incremental Charge - Manual Svc Order vs. Electronic- Disc Add'l
							Rec	Nonrecurring		Nonrecurring Disconnect		OSS Rates(\$)					
								First	Add'l	First	Add'l	SOMECE	SOMAN	SOMAN	SOMAN	SOMAN	SOMAN
		4 Wire Unbundled Digital Loop 2.4 Kbps - Zone 3		3	NTCUD	UDL2X	55.99	161.56	108.85	67.08	15.56						
		4 Wire Unbundled Digital Loop 4.8 Kbps - Zone 1		1	NTCUD	UDL4X	22.20	161.56	108.85	67.08	15.56						
		4 Wire Unbundled Digital Loop 4.8 Kbps - Zone 2		2	NTCUD	UDL4X	31.56	161.56	108.85	67.08	15.56						
		4 Wire Unbundled Digital Loop 4.8 Kbps - Zone 3		3	NTCUD	UDL4X	55.99	161.56	108.85	67.08	15.56						
		4 Wire Unbundled Digital Loop 9.6 Kbps - Zone 1		1	NTCUD	UDL9X	22.20	161.56	108.85	67.08	15.56						
		4 Wire Unbundled Digital Loop 9.6 Kbps - Zone 2		2	NTCUD	UDL9X	31.56	161.56	108.85	67.08	15.56						
		4 Wire Unbundled Digital Loop 9.6 Kbps - Zone 3		3	NTCUD	UDL9X	55.99	161.56	108.85	67.08	15.56						
		4 Wire Unbundled Digital 19.2 Kbps - Zone 1		1	NTCUD	UDL19	22.20	161.56	108.85	67.08	15.56						
		4 Wire Unbundled Digital 19.2 Kbps - Zone 2		2	NTCUD	UDL19	31.56	161.56	108.85	67.08	15.56						
		4 Wire Unbundled Digital 19.2 Kbps - Zone 3		3	NTCUD	UDL19	55.99	161.56	108.85	67.08	15.56						
		4 Wire Unbundled Digital Loop 56 Kbps - Zone 1		1	NTCUD	UDL56	22.20	161.56	108.85	67.08	15.56						
		4 Wire Unbundled Digital Loop 56 Kbps - Zone 2		2	NTCUD	UDL56	31.56	161.56	108.85	67.08	15.56						
		4 Wire Unbundled Digital Loop 56 Kbps - Zone 3		3	NTCUD	UDL56	55.99	161.56	108.85	67.08	15.56						
		4 Wire Unbundled Digital Loop 64 Kbps - Zone 1		1	NTCUD	UDL64	22.20	161.56	108.85	67.08	15.56						
		4 Wire Unbundled Digital Loop 64 Kbps - Zone 2		2	NTCUD	UDL64	31.56	161.56	108.85	67.08	15.56						
		4 Wire Unbundled Digital Loop 64 Kbps - Zone 3		3	NTCUD	UDL64	55.99	161.56	108.85	67.08	15.56						
		Switch-As-Is Conversion rate per UNE Loop, Single LSR, (per DS0)			NTCUD	URES		8.98	8.98								
		Switch-As-Is Conversion rate per UNE Loop, Spreadsheet, (per DS0)			NTCUD	URESP		8.98	8.98								
		Order Coordination for Specified Conversion Time (per LSR)			NTCVG, NTCUD, NTC1	OCOSL		23.02									
MAINTENANCE OF SERVICE																	
					UDC, UEA, UDL, UDN, USL, UAL, UHL, UCL, NTCVG, NTCUD, NTC1, U1TD1, U1TD3, U1TDX, U1TS1, U1TVX, UDF, UDFCX, UDLSX, UE3, ULDD1, ULDD3, ULDDX, ULDS1, ULVDX, UNC1X, UNC3X, UNCDX, UNCSX, UNCVX, ULS	MVVBT		80.00	55.00								
		Maintenance of Service Charge, Basic Time, per half hour															
					UDC, UEA, UDL, UDN, USL, UAL, UHL, UCL, NTCVG, NTCUD, NTC1, U1TD1, U1TD3, U1TDX, U1TS1, U1TVX, UDF, UDFCX, UDLSX, UE3, ULDD1, ULDD3, ULDDX, ULDS1, ULVDX, UNC1X, UNC3X, UNCDX, UNCSX, UNCVX, ULS	MVVOT		90.00	65.00								
		Maintenance of Service Charge, Overtime, per half hour															

Pricing Schedule- Florida

Pricing Schedule- Florida																
		RATE ELEMENTS	Interim	Zone	BCS	USOC	RATES(\$)				Svc Order Submitted Elec per LSR	Svc Order Submitted Manually per LSR	Incremental Charge - Manual Svc Order vs. Electronic-1st	Incremental Charge - Manual Svc Order vs. Electronic-Add'l	Incremental Charge - Manual Svc Order vs. Electronic-Disc 1st	Incremental Charge - Manual Svc Order vs. Electronic-Disc Add'l
							Rec	Nonrecurring		Nonrecurring Disconnect				OSS Rates(\$)		
								First	Add'l	First	Add'l	SOMECE	SOMAN	SOMAN	SOMAN	SOMAN
					UDC, UEA, UDL, UDN, USL, UAL, UHL, UCL, NTCVG, NTCUD, NTCDD1, U1TD1, U1TD3, U1TDX, U1TS1, U1TVX, UDF, UDFCX, UDLSX, UE3, ULDD1, ULDD3, ULDDX, ULDS1, ULDVX, UNC1X, UNC3X, UNCDX, UNCSX, UNCVX, ULS	MVVPT		100.00	75.00							
		Maintenance of Service Charge, Premium, per half hour														
LOOP MODIFICATION																
		Unbundled Loop Modification, Removal of Load Coils - 2 Wire pair less than or equal to 18k ft, per Unbundled Loop			UAL, UHL, UCL, UEQ, ULS, UEA, UEANL, UEPSR, UEPSB	ULM2L		0.00	0.00							
		Unbundled Loop Modification Removal of Load Coils - 4 Wire less than or equal to 18K ft, per Unbundled Loop			UHL, UCL, UEA	ULM4L		0.00	0.00							
		Unbundled Loop Modification Removal of Bridged Tap Removal, per unbundled loop			UAL, UHL, UCL, UEQ, ULS, UEA, UEANL, UEPSR, UEPSB	ULMBT		10.52	10.52							
SUB-LOOPS																
Sub-Loop Distribution																
		Order Coordination for Unbundled Sub-Loops, per sub-loop pair			UEANL	USBMC		9.00	9.00							
		Order Coordination for Unbundled Sub-Loops, per sub-loop pair			UEANL	USBMC		9.00	9.00							
		Order Coordination for Unbundled Sub-Loops, per sub-loop pair			UEANL	USBMC		9.00	9.00							
		Order Coordination for Unbundled Sub-Loops, per sub-loop pair			UEANL	USBMC		9.00	9.00							
		Order Coordination for Unbundled Sub-Loops, per sub-loop pair			UEF	USBMC		9.00	9.00							
		Order Coordination for Unbundled Sub-Loops, per sub-loop pair			UEF	USBMC		9.00	9.00							
Unbundled Sub-Loop Modification																
		Unbundled Sub-Loop Modification - 2-W Copper Dist Load Coil/Equip Removal per 2-W PR			UEF	ULM2X		10.11	10.11							
		Unbundled Sub-loop Modification - 4-W Copper Dist Load Coil/Equip Removal per 4-W PR			UEF	ULM4X		10.11	10.11							
		Unbundled Loop Modification, Removal of Bridge Tap, per unbundled loop			UEF	ULMBT		15.58	15.58							
Network Interface Device (NID)																
		Network Interface Device (NID) - 1-2 lines			UENTW	UND12		71.49	48.87							
		Network Interface Device (NID) - 1-6 lines			UENTW	UND16		113.89	89.07							
		Network Interface Device Cross Connect - 2 W			UENTW	UNDC2		7.63	7.63							
		Network Interface Device Cross Connect - 4W			UENTW	UNDC4		7.63	7.63							
UNE OTHER, PROVISIONING ONLY - NO RATE																
		Unbundled Contact Name, Provisioning Only - no rate			UAL, UCL, UDC, UDL, UDN, UEA, UHL, UEANL, UEF, UEQ, UENTW, NTCVG, NTCUD, NTCDD1, USL	UNECN		0.00	0.00							
		Unbundled DS1 Loop - Superframe Format Option - no rate			USL, NTCDD1	CCOSF			0.00							
		Unbundled DS1 Loop - Expanded Superframe Format option - no rate			USL, NTCDD1	CCOEF			0.00							
		NID - Dispatch and Service Order for NID installation			UENTW	UNDBX		0.00	0.00							
LOOP MAKE-UP																

Pricing Schedule- Florida											Svc Order Submitted Elec per LSR	Svc Order Submitted Manually per LSR	Incremental Charge - Manual Svc Order vs. Electronic- 1st	Incremental Charge - Manual Svc Order vs. Electronic- Add'l	Incremental Charge - Manual Svc Order vs. Electronic- Disc 1st	Incremental Charge - Manual Svc Order vs. Electronic- Disc Add'l
		RATE ELEMENTS	Interim	Zone	BCS	USOC	RATES(\$)									
							Rec	Nonrecurring		Nonrecurring Disconnect				OSS Rates(\$)		
								First	Add'l	First	Add'l	SOMECE	SOMAN	SOMAN	SOMAN	SOMAN
		Loop Makeup - Preordering Without Reservation, per working or spare facility queried (Manual).			UMK	UMKLW		52.17	52.17							
		Loop Makeup - Preordering With Reservation, per spare facility queried (Manual).			UMK	UMKLP		55.07	55.07							
		Loop Makeup--With or Without Reservation, per working or spare facility queried (Mechanized)			UMK	UMKMQ		0.6784	0.6784							
LINE SPLITTING																
END USER ORDERING-CENTRAL OFFICE BASED																
		Line Splitting - per line activation DLEC owned splitter			UEPSR UEPSB	UREOS	0.61									
		Line Splitting - per line activation AT&T owned - physical			UEPSR UEPSB	UREBP	0.61	29.68	21.28	19.57	9.61					
		Line Splitting - per line activation AT&T owned - virtual			UEPSR UEPSB	UREBV	1.134	29.68	21.28	19.57	9.61					
END USER ORDERING - REMOTE SITE LINE SPLITTING																
UNBUNDLED EXCHANGE ACCESS LOOP																
2-WIRE ANALOG VOICE GRADE LOOP																
		2 Wire Analog Voice Grade Loop-Service Level 1-Line Splitting- Zone 1		1	UEPSR UEPSB	UEALS	10.69	49.57	22.83	25.62	6.57					
		2 Wire Analog Voice Grade Loop-Service Level 1-Line Splitting- Zone 1		1	UEPSR UEPSB	UEABS	10.69	49.57	22.83	25.62	6.57					
		2 Wire Analog Voice Grade Loop- Service Level 1-Line Splitting- Zone 2		2	UEPSR UEPSB	UEALS	15.20	49.57	22.83	25.62	6.57					
		2 Wire Analog Voice Grade Loop- Service Level 1-Line Splitting- Zone 2		2	UEPSR UEPSB	UEABS	15.20	49.57	22.83	25.62	6.57					
		2 Wire Analog Voice Grade Loop-Service Level 1-Line Splitting- Zone 3		3	UEPSR UEPSB	UEALS	26.97	49.57	22.83	25.62	6.57					
		2 Wire Analog Voice Grade Loop-Service Level 1-Line Splitting- Zone 3		3	UEPSR UEPSB	UEABS	26.97	49.57	22.83	25.62	6.57					
PHYSICAL COLLOCATION																
		Physical Collocation-2 Wire Cross Connects (Loop) for Line Splitting			UEPSR UEPSB	PE1LS	0.0276	8.22	7.22	5.74	4.58					
VIRTUAL COLLOCATION																
		Virtual Collocation-2 Wire Cross Connects (Loop) for Line Splitting			UEPSR UEPSB	VE1LS	0.0502	11.57	11.57	0.00	0.00					
UNBUNDLED DEDICATED TRANSPORT																
INTEROFFICE CHANNEL - DEDICATED TRANSPORT																
		Interoffice Channel - DS1 - per mile			U1TD1	1L5XX	0.1856									
		Interoffice Channel - DS1 - Facility Termination			U1TD1	U1TF1	88.44	105.54	98.47	21.47	19.05					
		Interoffice Channel - DS3 - per mile			U1TD3	1L5XX	3.87									
		Interoffice Channel - DS3 - Facility Termination			U1TD3	U1TF3	1,071.00	335.46	219.28	72.03	70.56					
UNBUNDLED DARK FIBER - Stand Alone or in Combination																
		Dark Fiber - Interoffice Transport, Per Four Fiber Strands, Per Route Mile Or Fraction Thereof			UDF	1L5DF	26.85									
		Dark Fiber - Interoffice Transport, Per Four Fiber Strands, Per Route Mile Or Fraction Thereof			UDF	UDF14		751.34	193.88							
HIGH CAPACITY UNBUNDLED LOCAL LOOP																
DS3/UNBUNDLED LOCAL LOOP - Stand Alone																
		DS3 Unbundled Local Loop - per mile			UE3	1L5ND	10.92									
		DS3 Unbundled Local Loop - Facility Termination			UE3	UE3PX	386.88	556.37	343.01	139.13	96.84					
ENHANCED EXTENDED LINK (EELs)																
Network Elements Used in Combinations																
		4-Wire Analog Voice Grade Loop in Combination - Zone 1		1	UNCVX	UEAL4	18.89	127.59	60.54	48.00	6.31					
		4-Wire Analog Voice Grade Loop in Combination - Zone 2		2	UNCVX	UEAL4	26.84	127.59	60.54	48.00	6.31					
		4-Wire Analog Voice Grade Loop in Combination - Zone 3		3	UNCVX	UEAL4	47.62	127.59	60.54	48.00	6.31					
		4-Wire DS1 Digital Loop in Combination - Zone 1		1	UNC1X	USLXX	70.74	217.75	121.62	51.44	14.45					
		4-Wire DS1 Digital Loop in Combination - Zone 2		2	UNC1X	USLXX	100.54	217.75	121.62	51.44	14.45					
		4-Wire DS1 Digital Loop in Combination - Zone 3		3	UNC1X	USLXX	178.39	217.75	121.62	51.44	14.45					
		DS3 Local Loop in combination - per mile			UNC3X	1L5ND	10.92									
		DS3 Local Loop in combination - Facility Termination			UNC3X	UE3PX	386.88	244.42	154.73	67.10	26.27					
		Interoffice Channel in combination - DS1 - per mile			UNC1X	1L5XX	0.1856									
		Interoffice Channel in combination - DS1 Facility Termination			UNC1X	U1TF1	88.44	174.46	122.46	45.61	17.95					
		Interoffice Channel in combination - DS3 - per mile			UNC3X	1L5XX	3.87									
		Interoffice Channel in combination - DS3 - Facility Termination			UNC3X	U1TF3	1,071.00	320.00	138.20	38.60	18.81					
ADDITIONAL NETWORK ELEMENTS																
Optional Features & Functions:																
		Clear Channel Capability Extended Frame Option - per DS1	I		U1TD1, UNC1X	CCOEF		0.00								

Page 23 of 137

Pricing Schedule- Florida																
		RATE ELEMENTS	Interim	Zone	BCS	USOC	RATES(\$)				Svc Order Submitted Elec per LSR	Svc Order Submitted Manually per LSR	Incremental Charge - Manual Svc Order vs. Electronic-1st	Incremental Charge - Manual Svc Order vs. Electronic-Add'l	Incremental Charge - Manual Svc Order vs. Electronic-Disc 1st	Incremental Charge - Manual Svc Order vs. Electronic-Disc Add'l
							Rec	Nonrecurring		Nonrecurring Disconnect		OSS Rates(\$)				
								First	Add'l	First	Add'l	SOME C	SOMAN	SOMAN	SOMAN	SOMAN
		ISP-BOUND TRAFFIC														
		ISP-Bound, per MOU					0.0007									
		END OFFICE SWITCHING														
		End Office Switching Function, per MOU					0.0009302									
		TANDEM SWITCHING														
		Tandem Switching Function Per MOU					0.0006019									
		Multiple Tandem Switching, per MOU (applies to initial tandem only)					0.0006019									
		TRUNK CHARGE														
		Installation Trunk Side Service - per DS0			OHD	TPP6X		21.73	8.19							
		Installation Trunk Side Service - per DS0			OHD	TPP9X		21.73	8.19							
		Dedicated End Office Trunk Port Service-per DS0**			OHD	TDEOP	0.00									
		Dedicated End Office Trunk Port Service-per DS1**			OH1 OH1MS	TDE1P	0.00									
		Dedicated Tandem Trunk Port Service-per DS0**			OHD	TDWOP	0.00									
		Dedicated Tandem Trunk Port Service-per DS1**			OH1 OH1MS	TDW1P	0.00									
** This rate element is recovered on a per MOU basis and is included in the End Office Switching and Tandem Switching, per MOU rate elements																
		COMMON TRANSPORT (Shared)														
		Common Transport - Per Mile, Per MOU					0.0000035									
		Common Transport - Facilities Termination Per MOU					0.0004372									
LOCAL INTERCONNECTION (DEDICATED TRANSPORT)																
		INTEROFFICE CHANNEL - DEDICATED TRANSPORT														
		Interoffice Channel - Dedicated Transport - 2-Wire Voice Grade - Per Mile per month			OHM	1L5NF	0.0091									
		Interoffice Channel - Dedicated Transport- 2- Wire Voice Grade - Facility Termination per month			OHM	1L5NF	25.32	47.35	31.78	18.31	7.03					
		Interoffice Channel - Dedicated Transport - 56 kbps - per mile per month			OHM	1L5NK	0.0091									
		Interoffice Channel - Dedicated Transport - 56 kbps - Facility Termination per month			OHM	1L5NK	18.44	47.35	31.78	18.31	7.03					
		Interoffice Channel - Dedicated Transport - 64 kbps - per mile per month			OHM	1L5NK	0.0091									
		Interoffice Channel - Dedicated Transport - 64 kbps - Facility Termination per month			OHM	1L5NK	18.44	47.35	31.78	18.31	7.03					
		Interoffice Channel - Dedicated Channel - DS1 - Per Mile per month			OH1, OH1MS	1L5NL	0.1856									
		Interoffice Channel - Dedicated Tranport - DS1 - Facility Termination per month			OH1, OH1MS	1L5NL	88.44	105.54	98.47	21.47	19.05					
		Interoffice Channel - Dedicated Transport - DS3 - Per Mile per month			OH3, OH3MS	1L5NM	3.87									
		Interoffice Channel - Dedicated Transport - DS3 - Facility Termination per month			OH3, OH3MS	1L5NM	1,071.00	335.46	219.28	72.03	70.56					
LOCAL CHANNEL - DEDICATED TRANSPORT																
		Local Channel - Dedicated - 2-Wire Voice Grade per month			OHM	TEFV2	19.66	265.84	46.97	37.63	4.00					
		Local Channel - Dedicated - 4-Wire Voice Grade per month			OHM	TEFV4	20.45	266.54	47.67	44.22	5.33					
		Local Channel - Dedicated - DS1 per month			OH1	TEFHG	36.49	216.65	183.54	24.30	16.95					
		Local Channel - Dedicated - DS3 Facility Termination per month			OH3	TEFHJ	531.91	556.37	343.01	139.13	96.84					
LOCAL INTERCONNECTION MID-SPAN MEET																
		Local Channel - Dedicated - DS1 per month			OH1MS	TEFHG	0.00	0.00								
		Local Channel - Dedicated - DS3 per month			OH3MS	TEFHJ	0.00	0.00								
MULTIPLEXERS																
		Channelization - DS1 to DS0 Channel System			OH1, OH1MS	SATN1	146.77	101.42	71.62	11.09	10.49					
		DS3 to DS1 Channel System per month			OH3, OH3MS	SATNS	211.19	199.28	118.64	40.34	39.07					
		DS3 Interface Unit (DS1 COCI) per month			OH1, OH1MS	SATCO	13.76	10.07	7.08							
Notes: If no rate is identified in the contract, the rates, terms, and conditions for the specific service or function will be as set forth in applicable AT&T tariff.																
PHYSICAL COLLOCATION																
		Application														
		Physical Collocation - Initial Application Fee			CLO	PE1BA		2,785.00		1.20						
		Physical Collocation - Subsequent Application Fee			CLO	PE1CA		2,236.00		1.20						
		Physical Collocation - Co-Carrier Cross Connects/Direct Connect, Application Fee, per application			CLO	PE1DT		564.81								
		Physical Collocation - Power Reconfiguration Only, Application Fee			CLO	PE1PR		409.50								
		Physical Collocation Administrative Only - Application Fee			CLO	PE1BL		760.91		1.20						

Pricing Schedule- Florida

Pricing Schedule- Florida																	
		RATE ELEMENTS	Interim	Zone	BCS	USOC	RATES(\$)				Svc Order Submitted Elec per LSR	Svc Order Submitted Manually per LSR	Incremental Charge - Manual Svc Order vs. Electronic-1st	Incremental Charge - Manual Svc Order vs. Electronic-Add'l	Incremental Charge - Manual Svc Order vs. Electronic-Disc 1st	Incremental Charge - Manual Svc Order vs. Electronic-Disc Add'l	
							Rec	Nonrecurring		Nonrecurring Disconnect		OSS Rates(\$)					
								First	Add'l	First	Add'l	SOME C	SOMAN	SOMAN	SOMAN	SOMAN	SOMAN
		Space Preparation															
		Physical Collocation - Floor Space, per sq feet			CLO	PE1PJ	5.28										
		Physical Collocation - Space Enclosure, welded wire, first 50 square feet			CLO	PE1BX	171.12										
		Physical Collocation - Space enclosure, welded wire, first 100 square feet			CLO	PE1BW	189.73										
		Physical Collocation - Space enclosure, welded wire, each additional 50 square feet			CLO	PE1CW	18.61										
		Physical Collocation - Space Preparation - C.O. Modification per square ft.			CLO	PE1SK	2.38										
		Physical Collocation - Space Preparation, Common Systems Modifications-Cageless, per square foot			CLO	PE1SL	2.50										
		Physical Collocation - Space Preparation - Common Systems Modifications-Caged, per cage			CLO	PE1SM	84.93										
		Physical Collocation - Space Preparation - Firm Order Processing			CLO	PE1SJ		287.36									
		Physical Collocation - Space Availability Report, per Central Office Requested			CLO	PE1SR		572.66									
		Power															
		Physical Collocation - Power, -48V DC Power - per Fused Amp Requested			CLO	PE1PL	7.80										
		Physical Collocation - Power, 120V AC Power, Single Phase, per Breaker Amp			CLO	PE1FB	5.26										
		Physical Collocation - Power, 240V AC Power, Single Phase, per Breaker Amp			CLO	PE1FD	10.53										
		Physical Collocation - Power, 120V AC Power, Three Phase, per Breaker Amp			CLO	PE1FE	15.80										
		Physical Collocation - Power, 277V AC Power, Three Phase, per Breaker Amp			CLO	PE1FG	36.47										
		Physical Collocation - Power - DC power, per Used Amp			CLO	PE1FN	10.69										
		Cross Connects (Cross Connects, Co-Carrier Cross Connects, and Ports)															
					UEANL,UEQ,UNCN X, UEA, UCL, UAL, UHL, UDN, UNCVX	PE1P2	0.0208	7.32	5.37	4.58	2.71						
		Physical Collocation - 2-wire cross-connect, loop, provisioning			UEA, UHL, UNCVX, UNCDX, UCL, UDL	PE1P4	0.0416	8.00	5.75	5.00	2.69						
					WDS1L, WDS1S, UXTD1, ULDD1, USLEL, UNLD1, U1TD1, UNC1X, UEPSR, UEPSB, UEPSL, UEPEX, UEPDX	PE1P1	0.3786	7.88	6.25	1.35	0.9899						
		Physical Collocation -DS1 Cross-Connect for Physical Collocation, provisioning															
					UE3, U1TD3, UXTD3, UXTS1, UNC3X, UNCSX, ULDD3, U1TS1, ULDS1, UNLD3, UEPEX, UEPDX, UEPSR, UEPSB, UEPSL, UEPEX, UEPSP	PE1P3	4.16	32.40	31.03	11.15	10.98						
		Physical Collocation - DS3 Cross-Connect, provisioning															
					CLO, ULDO3, ULD12, ULD48, U1TO3, U1T12, U1T48, UDLO3, UDL12, UDF	PE1F2	1.71	28.26	25.85	13.78	11.01						
		Physical Collocation - 2-Fiber Cross-Connect															
					ULD03, ULD12, ULD48, U1TO3, U1T12, U1T48, UDLO3, UDL12, UDF, UDFCX	PE1F4	3.34	37.92	35.51	18.20	15.44						
		Physical Collocation - 4-Fiber Cross-Connect															

Pricing Schedule- Florida																
		RATE ELEMENTS	Interim	Zone	BCS	USOC	RATES(\$)				Svc Order Submitted Elec per LSR	Svc Order Submitted Manually per LSR	Incremental Charge - Manual Svc Order vs. Electronic- 1st	Incremental Charge - Manual Svc Order vs. Electronic- Add'l	Incremental Charge - Manual Svc Order vs. Electronic- Disc 1st	Incremental Charge - Manual Svc Order vs. Electronic- Disc Add'l
							Rec	Nonrecurring		Nonrecurring Disconnect		OSS Rates(\$)				
								First	Add'l	First	Add'l	SOME C	SOMAN	SOMAN	SOMAN	SOMAN
		Physical Collocation - Co-Carrier Cross Connects/Direct Connect - Fiber Cable Support Structure, per linear foot, per cable.			CLO	PE1ES	0.0008									
		Physical Collocation - Co-Carrier Cross Connect/Direct Connect - Copper/Coax Cable Support Structure, per linear foot, per cable.			CLO	PE1DS	0.0012									
		Physical Collocation 2-Wire Cross Connect, Port			UEPSR, UEPSP, UEPSE, UEPSEB, UEPSE, UEPSEB, UEPSE, UEPSEB, UEPSE, UEPSEB	PE1R2	0.0208	7.32	5.37	4.58	2.71					
		Physical Collocation 4-Wire Cross Connect, Port			UEPEX, UEPDD	PE1R4	0.0416	8.00	5.75	5.00	2.69					
Security																
		Physical Collocation - Security Escort for Basic Time - normally scheduled work, per half hour			CLO	PE1BT		33.65	22.05							
		Physical Collocation - Security Escort for Overtime - outside of normally scheduled working hours on a scheduled work day, per half hour			CLO	PE1OT		44.63	28.89							
		Physical Collocation - Security Escort for Premium Time - outside of scheduled work day, per half hour			CLO	PE1PT		55.62	35.73							
		Physical Collocation - Security Access System - Security System per Central Office, per Sq. Ft.			CLO	PE1AY	0.0101									
		Physical Collocation -Security Access System - New Card Activation, per Card Activation (First), per State			CLO	PE1A1		38.95								
		Physical Collocation-Security Access System-Administrative Change, existing Access Card, per Request, per State, per Card			CLO	PE1AA		8.84								
		Physical Collocation - Security Access System - Replace Lost or Stolen Card, per Card			CLO	PE1AR		28.78								
		Physical Collocation - Security Access - Initial Key, per Key			CLO	PE1AK		23.28								
		Physical Collocation - Security Access - Key, Replace Lost or Stolen Key, per Key			CLO	PE1AL		23.28								
CFA																
		Physical Collocation - CFA Information Resend Request, per premises, per arrangement, per request			CLO	PE1C9		79.52								
Cable Records - Note: The rates in the First & Additional columns will actually be billed as "Initial I" and "Subsequent S" respectively																
		Physical Collocation - Cable Records, per request			CLO	PE1CR		I 1515.00	S 973.64	256.35						
		Physical Collocation, Cable Records, VG/DS0 Cable, per cable record (maximum 3600 records)			CLO	PE1CD		646.84		362.41						
		Physical Collocation, Cable Records, VG/DS0 Cable, per each 100 pair			CLO	PE1CO		9.11		10.80						
		Physical Collocation, Cable Records, DS1, per T1 TIE			CLO	PE1C1		4.52		5.35						
		Physical Collocation, Cable Records, DS3, per T3 TIE			CLO	PE1C3		15.81		18.73						
		Physical Collocation - Cable Records, Fiber Cable, per cable record (maximum 99 records)			CLO	PE1CB		169.96		149.97						
		Physical Collocation, Cable Records,CAT5/RJ45			CLO	PE1C5		4.52		5.35						
Virtual to Physical																
		Physical Collocation - Virtual to Physical Collocation Relocation, per Voice Grade Circuit			CLO	PE1BV		33.00								
		Physical Collocation - Virtual to Physical Collocation Relocation, per DSO Circuit			CLO	PE1BO		33.00								
		Physical Collocation - Virtual to Physical Collocation Relocation, per DS1 Circuit			CLO	PE1B1		52.00								
		Physical Collocation - Virtual to Physical Collocation Relocation, per DS3 Circuit			CLO	PE1B3		52.00								
		Physical Collocation - Virtual to Physical Collocation In-Place, Per Voice Grade Circuit			CLO	PE1BR		22.51								
		Physical Collocation Virtual to Physical Collocation In-Place, Per DSO Circuit			CLO	PE1BP		22.51								
		Physical Collocation - Virtual to Physical Collocation In-Place, Per DS1 Circuit			CLO	PE1BS		32.73								
		Physical Collocation - Virtual to Physical Collocation In-Place, per DS3 Circuit			CLO	PE1BE		32.73								
Entrance Cable																
		Physical Collocation - Fiber Cable Support Structure, per Entrance Cable			CLO	PE1PM	5.19									

Pricing Schedule- Florida																
		RATE ELEMENTS	Interim	Zone	BCS	USOC	RATES(\$)				Svc Order Submitted Elec per LSR	Svc Order Submitted Manually per LSR	Incremental Charge - Manual Svc Order vs. Electronic-1st	Incremental Charge - Manual Svc Order vs. Electronic-Add'l	Incremental Charge - Manual Svc Order vs. Electronic-Disc 1st	Incremental Charge - Manual Svc Order vs. Electronic-Disc Add'l
							Rec	Nonrecurring		Nonrecurring Disconnect				OSS Rates(\$)		
								First	Add'l	First	Add'l	SOMECE	SOMAN	SOMAN	SOMAN	SOMAN
		Physical Collocation - Fiber Entrance Cable per Cable (CO manhole to vault splice)			CLO	PE1EC		994.12		43.84						
		Physical Collocation - Fiber Entrance Cable Installation, per Fiber			CLO	PE1ED		7.43								
VIRTUAL COLLOCATION																
Application																
		Virtual Collocation - Application Fee			AMTFS	EAF		1,241.00		1.20						
		Virtual Collocation - Co-Carrier Cross Connects/Direct Connect, Application Fee, per application			AMTFS	VE1CA		564.81								
		Virtual Collocation Administrative Only - Application Fee			AMTFS	VE1AF		760.91		1.20						
Space Preparation																
		Virtual Collocation - Floor Space, per sq. ft.			AMTFS	ESPVX	5.28									
Power																
		Virtual Collocation - Power, per fused amp			AMTFS	ESPAX	6.95									
		Virtual Collocation - Power, DC power, per Used Amp			AMTFS	VE1PF	10.69									
Cross Connects (Cross Connects, Co-Carrier Cross Connects, and Ports)																
		Virtual Collocation - 2-wire cross-connect, loop, provisioning			UEANL, UEA, UDN, UAL, UHL, UCL, UEQ, UNCVX, UNCDX, UNCNX	UEAC2	0.0201	7.32	5.37	4.58	2.71					
		Virtual Collocation - 4-wire cross-connect, loop, provisioning			UEA, UHL, UCL, UDL, UNCVX, UNCDX	UEAC4	0.0403	8.00	5.75	5.00	2.69					
		Virtual collocation - Special Access & UNE, cross-connect per DS1			ULR, UXTD1, UNC1X, ULDD1, U1TD1, USLEL, UNLD1, USL, UEPEX, UEPDX	CNC1X	0.3786	7.88	6.26	1.35	0.9915					
		Virtual collocation - Special Access & UNE, cross-connect per DS3			USL, UE3, U1TD3, UXTS1, UXTD3, UNC3X, UNCSX, ULDD3, U1TS1, ULDS1, UDLSX, UNLD3, XDEST	CND3X	4.16	32.40	31.03	11.15	10.98					
		Virtual Collocation - 2-Fiber Cross Connects			UDL12, UDLO3, U1T48, U1T12, U1TO3, ULDO3, ULD12, ULD48, UDF	CNC2F	1.75	28.26	25.85	13.78	11.01					
		Virtual Collocation - 4-Fiber Cross Connects			UDL12, UDLO3, U1T48, U1T12, U1TO3, ULDO3, ULD12, ULD48, UDF	CNC4F	3.50	37.92	35.51	18.20	15.44					
		Virtual Collocation - Co-Carrier Cross Connects/Direct Connect - Fiber Cable Support Structure, per linear foot, per cable			AMTFS	VE1CB	0.0008									
		Virtual Collocation - Co-Carrier Cross Connects/Direct Connect - Copper/Coax Cable Support Structure, per linear foot, per cable			AMTFS	VE1CD	0.0012									
		Virtual Collocation 2-Wire Cross Connect, Port			UEPSX, UEPSB, UEPSE, UEPSF, UEPSR, UEPC2	VE1R2	0.0201	7.32	5.37	4.58	2.71					
		Virtual Collocation 4-Wire Cross Connect, Port			UEPDD, UEPEX	VE1R4	0.0403	8.00	5.75	5.00	2.69					
CFA																
		Virtual Collocation - CFA Information Resend Request, per Premises, per Arrangement, per request			AMTFS	VE1QR		79.52								
Cable Records - Note: The rates in the First & Additional columns will actually be billed as "Initial I" & "Subsequent S" respectively																
		Virtual Collocation Cable Records - per request			AMTFS	VE1BA		I 1515.00	S 973.64	256.35						
		Virtual Collocation Cable Records - VG/DS0 Cable, per cable record			AMTFS	VE1BB		646.84		362.41						
		Virtual Collocation Cable Records - VG/DS0 Cable, per each 100 pair			AMTFS	VE1BC		9.11		10.80						
		Virtual Collocation Cable Records - DS1, per T1TIE			AMTFS	VE1BD		4.52		5.35						

Pricing Schedule- Florida

		RATE ELEMENTS	Interim	Zone	BCS	USOC	RATES(\$)				Svc Order Submitted Elec per LSR	Svc Order Submitted Manually per LSR	Incremental Charge - Manual Svc Order vs. Electronic-1st	Incremental Charge - Manual Svc Order vs. Electronic-Add'l	Incremental Charge - Manual Svc Order vs. Electronic-Disc 1st	Incremental Charge - Manual Svc Order vs. Electronic-Disc Add'l	
							Rec	Nonrecurring		Nonrecurring Disconnect		OSS Rates(\$)					
								First	Add'l	First	Add'l	SOMECH	SOMAN	SOMAN	SOMAN	SOMAN	SOMAN
		Virtual Collocation Cable Records - DS3, per T3TIE			AMTFS	VE1BE		15.81		18.73							
		Virtual Collocation Cable Records - Fiber Cable, per 99 fiber records			AMTFS	VE1BF		169.96		149.97							
		Virtual Collocation Cable Records - CAT 5/RJ45			AMTFS	VE1B5		4.52		5.35							
Security																	
		Virtual collocation - Security escort, basic time, normally scheduled work hours			AMTFS	SPTBX		33.65	22.05								
		Virtual collocation - Security escort, overtime, outside of normally scheduled work hours on a normal working day			AMTFS	SPTOX		44.63	28.89								
		Virtual collocation - Security escort, premium time, outside of a scheduled work day			AMTFS	SPTPX		55.62	35.73								
Maintenance																	
		Virtual collocation - Maintenance in CO - Basic, per half hour			AMTFS	CTRLX		54.05	22.05								
		Virtual collocation - Maintenance in CO - Overtime, per half hour			AMTFS	SPTOM		72.18	28.89								
		Virtual collocation - Maintenance in CO - Premium per half hour			AMTFS	SPTPM		90.31	35.73								
Entrance Cable																	
		Virtual Collocation - Cable Installation Charge, per cable			AMTFS	ESPCX		1,473.00		43.84							
		Virtual Collocation - Cable Support Structure, per cable			AMTFS	ESPSX	4.54										
COLLOCATION IN THE REMOTE SITE																	
Physical Remote Site Collocation																	
		Physical Collocation in the Remote Site - Application Fee			CLORS	PE1RA		612.23		270.35							
		Cabinet Space in the Remote Site per Bay/ Rack			CLORS	PE1RB	154.59										
		Physical Collocation in the Remote Site - Security Access - Key			CLORS	PE1RD		23.28									
		Physical Collocation in the Remote Site - Space Availability Report per Premises Requested			CLORS	PE1SR		223.91									
		Physical Collocation in the Remote Site - Remote Site CLLI Code Request, per CLLI Code Requested			CLORS	PE1RE		73.39									
		Remote Site DLEC Data (BRSD), per Compact Disk, per CO			CLORS	PE1RR		208.02									
		Physical Collocation - Security Escort for Basic Time - normally scheduled work, per half hour			CLORS	PE1BT		33.65	22.05								
		Physical Collocation - Security Escort for Overtime - outside of normally scheduled working hours on a scheduled work day, per half hour			CLORS	PE1OT		44.63	28.89								
		Physical Collocation - Security Escort for Premium Time - outside of scheduled work day, per half hour			CLORS	PE1PT		55.62	35.73								
Adjacent Remote Site Collocation																	
		Remote Site-Adjacent Collocation-Application Fee			CLORS	PE1RU		755.62	755.62								
		Remote Site-Adjacent Collocation - Real Estate, per square foot			CLORS	PE1RT	0.134										
		Remote Site-Adjacent Collocation - AC Power, per breaker amp			CLORS	PE1RS	6.27										
NOTE: If Security Escort and/or Add'l Engineering Fees become necessary for adjacent remote site collocation, the Parties will negotiate appropriate rates.																	
Virtual Remote Site Collocation																	
		Virtual Collocation in the Remote Site - Application Fee			VE1RS	VE1RB		612.23		270.35							
		Virtual Collocation in the Remote Site - Per Bay/Rack of Space			VE1RS	VE1RC	154.59										
		Virtual Collocation in the Remote Site - Space Availability Report per Premises requested			VE1RS	VE1RR		223.91									
		Virtual Collocation in the Remote Site - Remote Site CLLI Code Request, per CLLI Code Requested			VE1RS	VE1RL		73.39									
ADJACENT COLLOCATION																	
		Adjacent Collocation - Space Charge per Sq. Ft.			CLOAC	PE1JA	0.1666										
		Adjacent Collocation - Electrical Facility Charge per Linear Ft.			CLOAC	PE1JC	4.62										
		Adjacent Collocation - 2-Wire Cross-Connects			UEANL,UEQ,UEA,UCL, UAL, UHL, UDN	PE1JE	0.0194	7.32	5.37	4.58	2.71						
		Adjacent Collocation - 4-Wire Cross-Connects			UEA,UHL,UDL,UCL	PE1JF	0.0388	8.00	5.75	5.00	2.69						
		Adjacent Collocation - DS1 Cross-Connects			USL	PE1JG	0.3708	7.88	6.26	1.35	0.9915						
		Adjacent Collocation - DS3 Cross-Connects			UE3	PE1JH	4.14	32.40	31.03	11.15	10.98						
		Adjacent Collocation - 2-Fiber Cross-Connect			CLOAC	PE1JJ	1.70	28.26	25.85	13.78	11.01						
		Adjacent Collocation - 4-Fiber Cross-Connect			CLOAC	PE1JK	3.33	37.92	35.51	18.20	15.44						

Pricing Schedule- Florida																
		RATE ELEMENTS	Interim	Zone	BCS	USOC	RATES(\$)				Svc Order Submitted Elec per LSR	Svc Order Submitted Manually per LSR	Incremental Charge - Manual Svc Order vs. Electronic- 1st	Incremental Charge - Manual Svc Order vs. Electronic- Add'l	Incremental Charge - Manual Svc Order vs. Electronic- Disc 1st	Incremental Charge - Manual Svc Order vs. Electronic- Disc Add'l
							Rec	Nonrecurring		Nonrecurring Disconnect				OSS Rates(\$)		
								First	Add'l	First	Add'l	SOMECE	SOMAN	SOMAN	SOMAN	SOMAN
		Adjacent Collocation - Application Fee			CLOAC	PE1JB		2,763.00		1.02						
		Adjacent Collocation - 120V, Single Phase Standby Power Rate per AC Breaker Amp			CLOAC	PE1JL	5.26									
		Adjacent Collocation - 240V, Single Phase Standby Power Rate per AC Breaker Amp			CLOAC	PE1JM	10.53									
		Adjacent Collocation - 120V, Three Phase Standby Power Rate per AC Breaker Amp			CLOAC	PE1JN	15.80									
		Adjacent Collocation - 277V, Three Phase Standby Power Rate per AC Breaker Amp			CLOAC	PE1JO	36.47									
		Adjacent Collocation - Cable Support Structure per Entrance Cable			CLOAC	PE1JP	5.19									
DIRECTORY DELIVERY																
		Each subscriber will receive one (1) copy per primary End User listing of AT&T White Pages directory in the same manner and at the same time that they are delivered to AT&T's subscribers during the annual delivery of newly published directories.														
BRANDING - DIRECTORY ASSISTANCE																
Facility Based CLEC																
		Recording and Provisioning of DA Custom Branded Announcement			AMT	CBADA		3,000.00	3,000.00							
		Loading of Custom Branded Announcement per Switch per OCN			AMT	CBADC		1,170.00	1,170.00							
Wholesale CLEC																
		Recording of DA Custom Branded Announcement						3,000.00	3,000.00							
		Loading of DA Custom Branded Announcement per Switch per OCN						1,170.00	1,170.00							
Unbranding via OLNS for Wholesale CLEC																
		Loading of DA per OCN (1 OCN per Order)						420.00	420.00							
		Loading of DA per Switch per OCN						16.00	16.00							
DIRECTORY ASSISTANCE SERVICES																
DIRECTORY ASSISTANCE ACCESS SERVICE																
		Directory Assistance Access Service Calls, Charge Per Call					0.31									
DIRECTORY ASSISTANCE CALL COMPLETION ACCESS SERVICE (DACC)																
		Directory Assistance Call Completion Access Service (DACC), Per Call Attempt					0.10									
		Directory Assistance - Rate Reference Initial Load						5,000.00								
		Directory Assistance - Rate Reference Subsequent Load							1,500.00							
Directory Assistance Database Service (DADS)																
		Directory Assistance Database Service (DADS)-Initial Load, per listing						0.04								
		Directory Assistance Database Service (DADS)-Update, per listing						0.04								
		Directory Assistance Database Service (DADS)-Monthly Recurring Fee					150.00									
BRANDING - OPERATOR CALL PROCESSING																
Facility based CLEC																
		Recording of Custom Branded OA Announcement			AMT	CBAOS		7,000.00	7,000.00							
		Loading of Custom Branded OA Announcement per shelf/NAV per OCN			AMT	CBAOL		500.00	500.00							
Wholesale CLEC																
		Recording of Custom Branded OA Announcement						7,000.00	7,000.00							
		Loading of Custom Branded OA Announcement per shelf/NAV per OCN						500.00	500.00							
		Loading of OA Custom Branded Announcement per Switch per OCN						1,170.00	1,170.00							
Unbranding via OLNS for Wholesale CLEC																
		Loading of OA per OCN (Regional)						1,200.00	1,200.00							
INWARD OPERATOR SERVICES																
		Inward Operator Services - Verification, Per Call					1.00									

Pricing Schedule- Florida																	
		RATE ELEMENTS	Interim	Zone	BCS	USOC	RATES(\$)				Svc Order Submitted Elec per LSR	Svc Order Submitted Manually per LSR	Incremental Charge - Manual Svc Order vs. Electronic-1st	Incremental Charge - Manual Svc Order vs. Electronic-Add'l	Incremental Charge - Manual Svc Order vs. Electronic-Disc 1st	Incremental Charge - Manual Svc Order vs. Electronic-Disc Add'l	
							Rec	Nonrecurring		Nonrecurring Disconnect		OSS Rates(\$)					
								First	Add'l	First	Add'l	SOMECS	SOMAN	SOMAN	SOMAN	SOMAN	
		Inward Operator Services - Verification and Emergency Interrupt - Per Call					1.95										
OPERATOR CALL PROCESSING																	
		Oper. Call Processing - Oper. Provided, Per Min. - Using BST LIDB					1.20										
		Oper. Call Processing - Oper. Provided, Per Min. - Using Foreign LIDB					1.24										
		Oper. Call Processing - Fully Automated, per Call - Using BST LIDB					0.20										
		Oper. Call Processing - Fully Automated, per Call - Using Foreign LIDB					0.20										
		Operator Services - Rate Reference Initial Load						5,000.00									
		Operator Services - Rate Reference Subsequent Load							1,500.00								
STRUCTURE ACCESS																	
NOTE: Urban and non-urban are defined by the Bureau of Census as follows: Urban is a city plus the closely-settled urban fringe that together have a minimum population of 50,000. Non-urban is less than 50,000. Conduit rates will apply to each passageway (innerduct). For the purpose of determining the Duct feet chargeable, the Duct considered occupied shall be measured from the center to center of adjacent Manhole(s), or from the center of a Manhole to the end of a Duct not terminated in a Manhole. The above rates are not applicable for crossings of any navigable waterway. Rates for navigable waterway crossings will be calculated on an individual case basis.																	
		Poles & Ducts - Poles (\$/attachment/yr.) NON-URBAN					11.35										
		Poles & Ducts - Poles (\$/attachment/yr.) URBAN					7.53										
		Poles & Ducts - Per Foot Conduit Occupancy Fees Full Duct (\$/ft/yr.)					0.37										
		Pole Attachment Transfer Rate					41.00										
		Cable Rate					4.98										
BONA FIDE REQUEST																	
		Deposit					2000.00										

Pricing Schedule - Georgia															
CATEGORY	RATE ELEMENTS	Interim	Zone	BCS	USOC	RATES(\$)				Svc Order Submitted Elec per LSR	Svc Order Submitted Manually per LSR	Incremental Charge - Manual Svc Order vs. Electronic-1st	Incremental Charge - Manual Svc Order vs. Electronic-Add'l	Incremental Charge - Manual Svc Order vs. Electronic-Disc 1st	Incremental Charge - Manual Svc Order vs. Electronic-Disc Add'l
						Rec	Nonrecurring		Nonrecurring Disconnect				OSS Rates(\$)		
							First	Add'l	First	Add'l	SOMEc	SOMAN	SOMAN	SOMAN	SOMAN
RESALE APPLICABLE DISCOUNTS															
	Residence %						20.30								
	Business %						17.30								
	CSAs %						17.30								
OPERATIONS SUPPORT SYSTEMS (OSS) - "REGIONAL RATES"															
NOTE: (1) CLEC should contact its contract negotiator if it prefers the "state specific" OSS charges as ordered by the State Commissions. The OSS charges currently contained in this rate exhibit are the AT&T "regional" service ordering charges. CLEC may elect either the state specific Commission ordered rates for the service ordering charges, or CLEC may elect the regional service ordering charge, however, CLEC can not obtain a mixture of the two regardless if CLEC has a interconnection contract established in each of the 9 states.															
	OSS - Electronic Service Order Charge, Per Local Service Request (LSR) - Resale Only				SOMEc		3.50	0.00	3.50	0.00					
	OSS - Manual Service Order Charge, Per Local Service Request (LSR) - Resale Only				SOMAN		19.99	0.00	19.99	0.00					
ODUF/EODUF SERVICES															
OPTIONAL DAILY USAGE FILE (ODUF)															
	ODUF: Recording, per message					0.000007									
	ODUF: Message Processing, per message					0.002165									
	ODUF: Message Processing, per Magnetic Tape provisioned					36.02									
	ODUF: Data Transmission (CONNECT:DIRECT), per message					0.00010888									
ENHANCED OPTIONAL DAILY USAGE FILE (EODUF)															
	EODUF: Message Processing, per message					0.229077									
SELECTIVE CALL ROUTING USING LINE CLASS CODES (SCR-LCC)															
	Selective Routing Per Unique Line Class Code Per Request Per Switch						102.19	61.15	12.68	6.34					
DIRECTORY ASSISTANCE CUSTOM BRANDING ANNOUNCEMENT via OLNS SOFTWARE															
	Recording of DA Custom Branded Announcement						3,000.00	3,000.00							
	Loading of DA Custom Branded Announcement per Switch per OCN						1,170.00	1,170.00							
DIRECTORY ASSISTANCE UNBRANDING via OLNS SOFTWARE															
	Loading of DA per OCN (1 OCN per Order)						420.00	420.00							
	Loading of DA per Switch per OCN						16.00	16.00							
OPERATOR ASSISTANCE CUSTOM BRANDING ANNOUNCEMENT via OLNS SOFTWARE															
	Recording of Custom Branded OA Announcement						7,000.00	7,000.00							
	Loading of Custom Branded OA Announcement per shelf/NAV per OCN						500.00	500.00							
	Loading of OA Custom Branded Announcement per Switch per OCN						1,170.00	1,170.00							
OPERATOR ASSISTANCE UNBRANDING via OLNS SOFTWARE															
	Loading of OA per OCN (Regional)						1,200.00	1,200.00							
The "Zone" shown in the sections for stand-alone loops or loops as part of a combination refers to Geographically Deaveraged UNE Zones. To view Geographically Deaveraged UNE Zone Designations by Central Office, refer to internet Website: http://w.wholesale.att.com/															
OPERATIONS SUPPORT SYSTEMS (OSS) - "REGIONAL RATES"															
NOTE: (1) CLEC should contact its contract negotiator if it prefers the "state specific" OSS charges as ordered by the State Commissions. The OSS charges currently contained in this rate exhibit are the AT&T "regional" service ordering charges. CLEC may elect either the state specific Commission ordered rates for the service ordering charges, or CLEC may elect the regional service ordering charge, however, CLEC can not obtain a mixture of the two regardless if CLEC has a interconnection contract established in each of the 9 states.															
NOTE: (2) Any element that can be ordered electronically will be billed according to the SOMEc rate listed in this category. Please refer to AT&T's Local Ordering Handbook (LOH) to determine if a product can be ordered electronically. For those elements that cannot be ordered electronically at present per the LOH, the listed SOMEc rate in this category reflects the charge that would be billed to a CLEC once electronic ordering capabilities come on-line for that element. Otherwise, the manual ordering charge, SOMAN, will be applied to a CLECs bill when it submits an LSR to AT&T.															
	OSS - Electronic Service Order Charge, Per Local Service Request (LSR) - UNE Only				SOMEc		3.50	0.00	3.50	0.00					
	OSS - Manual Service Order Charge, Per Local Service Request (LSR) - UNE Only				SOMAN		11.71	0.00	6.13	0.00					
	OSS - Electronic Service Order Charge, Per Local Service Request (LSR) - UNE Only Per First 1000 Orders Per Month			SSOSS	SOMGA	0.00									
UNE SERVICE DATE ADVANCEMENT CHARGE															
NOTE: The Expedite charge will be maintained commensurate with BellSouth's FCC No.1 Tariff, Section 5 as applicable.															

Pricing Schedule - Georgia

CATEGORY	RATE ELEMENTS	Interim	Zone	BCS	USOC	RATES(\$)				Svc Order Submitted Elec per LSR	Svc Order Submitted Manually per LSR	Incremental Charge - Manual Svc Order vs. Electronic-1st	Incremental Charge - Manual Svc Order vs. Electronic-Add'l	Incremental Charge - Manual Svc Order vs. Electronic-Disc 1st	Incremental Charge - Manual Svc Order vs. Electronic-Disc Add'l	
						Rec	Nonrecurring		Nonrecurring Disconnect		OSS Rates(\$)					
							First	Add'l	First	Add'l	SOMECE	SOMAN	SOMAN	SOMAN	SOMAN	SOMAN
				UAL, UEANL, UCL, UEF, UDC, UDF, UEQ, UDL, UENTW, UDN, UEA, UHL, ULC, USL, U1T12, U1T48, U1TD1, U1TD3, U1TDX, U1TO3, U1TS1, U1TVX, UC1BC, UC1BL, UC1CC, UC1CL, UC1DC, UC1DL, UC1EC, UC1EL, UC1FC, UC1FL, UC1GC, UC1GL, UC1HC, UC1HL, UDL12, UDL48, UDLO3, UDLX, UE3, ULD12, ULD48, ULDD1, ULDD3, ULDDX, ULDO3, ULDS1, ULDVX, UNC1X, UNC3X, UNCDX, UNCNX, UNCSX, UNCVX, UNLD1, UNLD3, UXTD1, UXTD3, UXTS1, U1TUC, U1TUD, U1TUB, U1TUA,NTCVG, NTCUD, NTCDD1	SDASP		200.00									
UNE Expedite Charge per Circuit or Line Assignable USOC, per Day																
ORDER MODIFICATION CHARGE																
	Order Modification Charge (OMC)						26.21	0.00	0.00	0.00						
	Order Modification Additional Dispatch Charge (OMCAD)						150.00	0.00	0.00	0.00						
UNBUNDLED EXCHANGE ACCESS LOOP																
2-WIRE ANALOG VOICE GRADE LOOP																
	2-Wire Analog Voice Grade Loop - Service Level 1- Zone 1		1	UEANL	UEAL2	12.08	39.98	9.98	5.61	1.72						
	2-Wire Analog Voice Grade Loop - Service Level 1- Zone 2		2	UEANL	UEAL2	17.43	39.98	9.98	5.61	1.72						
	2-Wire Analog Voice Grade Loop - Service Level 1- Zone 3		3	UEANL	UEAL2	35.09	39.98	9.98	5.61	1.72						
	2-Wire Analog Voice Grade Loop - Service Level 1- Zone 1		1	UEANL	UEASL	12.08	39.98	9.98	5.61	1.72						
	2-Wire Analog Voice Grade Loop - Service Level 1- Zone 2		2	UEANL	UEASL	17.43	39.98	9.98	5.61	1.72						
	2-Wire Analog Voice Grade Loop - Service Level 1- Zone 3		3	UEANL	UEASL	35.09	39.98	9.98	5.61	1.72						
	Loop Testing - Basic Additional Half Hour			UEANL	URETA		15.15	15.15								
	Manual Order Coordiantion for UVL-SL1s (per loop)			UEANL	UEAMC		18.90	18.90	5.61	1.72						
	Order Coordination for Specified Conversion Time for UVL-SL1 (per LSR)			UEANL	OCOSL		57.73									
	Bulk Migration, per 2 Wire Voice Loop-SL1			UEANL	UREPN		39.98	9.98	5.61	1.72						
	Bulk Migration Order Coordination, per 2 Wire Voice Loop-SL1			UEANL	UREPM		18.90	18.90								
2-WIRE UNBUNDLED COPPER LOOP - NON-DESIGNED																
	2 Wire Unbundled Copper Loop Non-Designed- Zone 1		1	UEQ	UEQ2X	11.02	44.69	22.40								
	2 Wire Unbundled Copper Loop Non-Designed- Zone 2		2	UEQ	UEQ2X	12.72	44.69	22.40								
	2 Wire Unbundled Copper Loop Non-Designed- Zone 3		3	UEQ	UEQ2X	20.22	44.69	22.40								
	Manual Order Coordination 2 Wire Unbundled Copper Loop - Non-Designed (per loop)			UEQ	USBMC		18.90	18.90								
	Bulk Migration, per 2 Wire UCL-ND			UEQ	UREPN		44.69	22.40								
	Bulk Migration Order Coordination, per 2 Wire UCL-ND			UEQ	UREPM		18.90	18.90								
UNBUNDLED EXCHANGE ACCESS LOOP																
2-WIRE ANALOG VOICE GRADE LOOP																
	Switch-As-Is Conversion rate per UNE Loop, Single LSR, (per DS0)			UEA	URES		6.54	6.54								
	Switch-As-Is Conversion rate per UNE Loop, Spreadsheet, (per DS0)			UEA	URES		6.54	6.54								
	Bulk Migration, per 2 Wire Voice Loop-SL2			UEA	UREPN		79.78	24.62								

Pricing Schedule - Georgia															
CATEGORY	RATE ELEMENTS	Interim	Zone	BCS	USOC	RATES(\$)				Svc Order Submitted Elec per LSR	Svc Order Submitted Manually per LSR	Incremental Charge - Manual Svc Order vs. Electronic- 1st	Incremental Charge - Manual Svc Order vs. Electronic- Add'l	Incremental Charge - Manual Svc Order vs. Electronic- Disc 1st	Incremental Charge - Manual Svc Order vs. Electronic- Disc Add'l
						Rec	Nonrecurring		Nonrecurring Disconnect			OSS Rates(\$)			
							First	Add'l	First	Add'l	SOMECSOMAN	SOMAN	SOMAN	SOMAN	SOMAN
	Bulk Migration Order Coordination, per 2 Wire Voice Loop-SL2			UEA	UREPM		0.00	0.00							
4-WIRE ANALOG VOICE GRADE LOOP															
	4-Wire Analog Voice Grade Loop - Zone 1		1	UEA	UEAL4	21.04	92.92	28.14	19.50	8.12					
	4-Wire Analog Voice Grade Loop - Zone 2		2	UEA	UEAL4	24.49	92.92	28.14	19.50	8.12					
	4-Wire Analog Voice Grade Loop - Zone 3		3	UEA	UEAL4	33.40	92.92	28.14	19.50	8.12					
	Switch-As-Is Conversion rate per UNE Loop, Single LSR, (per DS0)			UEA	URESLS	6.54	6.54								
	Switch-As-Is Conversion rate per UNE Loop, Spreadsheet, (per DS0)			UEA	URESPL	6.54	6.54								
2-WIRE ISDN DIGITAL GRADE LOOP															
	2-Wire ISDN Digital Grade Loop - Zone 1		1	UDN	U1L2X	21.89	180.06	35.25	18.23	6.97					
	2-Wire ISDN Digital Grade Loop - Zone 2		2	UDN	U1L2X	25.27	180.06	35.25	18.23	6.97					
	2-Wire ISDN Digital Grade Loop - Zone 3		3	UDN	U1L2X	40.17	180.06	35.25	18.23	6.97					
2-WIRE ASYMMETRICAL DIGITAL SUBSCRIBER LINE (ADSL) COMPATIBLE LOOP															
	2 Wire Unbundled ADSL Loop including manual service inquiry & facility reservation - Zone 1		1	UAL	UAL2X	11.23	44.69	31.55	0.00	0.00					
	2 Wire Unbundled ADSL Loop including manual service inquiry & facility reservation - Zone 2		2	UAL	UAL2X	12.97	44.69	31.55	0.00	0.00					
	2 Wire Unbundled ADSL Loop including manual service inquiry & facility reservation - Zone 3		3	UAL	UAL2X	20.62	44.69	31.55	0.00	0.00					
	2 Wire Unbundled ADSL Loop without manual service inquiry & facility reservation - Zone 1		1	UAL	UAL2W	11.23	44.69	31.55	0.00	0.00					
	2 Wire Unbundled ADSL Loop without manual service inquiry & facility reservation - Zone 2		2	UAL	UAL2W	12.97	44.69	31.55	0.00	0.00					
	2 Wire Unbundled ADSL Loop without manual service inquiry & facility reservation - Zone 3		3	UAL	UAL2W	20.62	44.69	31.55	0.00	0.00					
2-WIRE HIGH BIT RATE DIGITAL SUBSCRIBER LINE (HDSL) COMPATIBLE LOOP															
	2 Wire Unbundled HDSL Loop including manual service inquiry & facility reservation - Zone 1		1	UHL	UHL2X	7.88	44.69	31.55	0.00	0.00					
	2 Wire Unbundled HDSL Loop including manual service inquiry & facility reservation - Zone 2		2	UHL	UHL2X	9.09	44.69	31.55	0.00	0.00					
	2 Wire Unbundled HDSL Loop including manual service inquiry & facility reservation - Zone 3		3	UHL	UHL2X	14.48	44.69	31.55	0.00	0.00					
	2 Wire Unbundled HDSL Loop without manual service inquiry and facility reservation - Zone 1		1	UHL	UHL2W	7.88	44.69	31.55	0.00	0.00					
	2 Wire Unbundled HDSL Loop without manual service inquiry and facility reservation - Zone 2		2	UHL	UHL2W	9.09	44.69	31.55	0.00	0.00					
	2 Wire Unbundled HDSL Loop without manual service inquiry and facility reservation - Zone 3		3	UHL	UHL2W	14.48	44.69	31.55	0.00	0.00					
4-WIRE HIGH BIT RATE DIGITAL SUBSCRIBER LINE (HDSL) COMPATIBLE LOOP															
	4 Wire Unbundled HDSL Loop including manual service inquiry and facility reservation - Zone 1		1	UHL	UHL4X	10.39	44.69	31.55	0.00	0.00					
	4-Wire Unbundled HDSL Loop including manual service inquiry and facility reservation - Zone 2		2	UHL	UHL4X	12.00	44.69	31.55	0.00	0.00					
	4-Wire Unbundled HDSL Loop including manual service inquiry and facility reservation - Zone 3		3	UHL	UHL4X	19.07	44.69	31.55	0.00	0.00					
	4-Wire Unbundled HDSL Loop without manual service inquiry and facility reservation - Zone 1		1	UHL	UHL4W	10.39	44.69	31.55	0.00	0.00					
	4-Wire Unbundled HDSL Loop without manual service inquiry and facility reservation - Zone 2		2	UHL	UHL4W	12.00	44.69	31.55	0.00	0.00					
	4-Wire Unbundled HDSL Loop without manual service inquiry and facility reservation - Zone 3		3	UHL	UHL4W	19.07	44.69	31.55	0.00	0.00					
4-WIRE DS1 DIGITAL LOOP															
	4-Wire DS1 Digital Loop - Zone 1		1	USL	USLXX	49.41	211.72	72.42	38.20	7.19					
	4-Wire DS1 Digital Loop - Zone 2		2	USL	USLXX	52.55	211.72	72.42	38.20	7.19					
	4-Wire DS1 Digital Loop - Zone 3		3	USL	USLXX	68.40	211.72	72.42	38.20	7.19					
	Switch-As-Is Conversion rate per UNE Loop, Single LSR, (per DS1)			USL	URESLS	6.54	6.54								
	Switch-As-Is Conversion rate per UNE Loop, Spreadsheet, (per DS1)			USL	URESPL	6.54	6.54								
2-WIRE Unbundled COPPER LOOP															
	2-Wire Unbundled Copper Loop-Designed including manual service inquiry & facility reservation - Zone 1		1	UCL	UCLPB	12.02	44.69	31.55	0.00	0.00					

Pricing Schedule - Georgia																	
CATEGORY	RATE ELEMENTS		Interim	Zone	BCS	USOC	RATES(\$)				Svc Order Submitted Elec per LSR	Svc Order Submitted Manually per LSR	Incremental Charge - Manual Svc Order vs. Electronic-1st	Incremental Charge - Manual Svc Order vs. Electronic-Add'l	Incremental Charge - Manual Svc Order vs. Electronic-Disc 1st	Incremental Charge - Manual Svc Order vs. Electronic-Disc Add'l	
							Rec	Nonrecurring		Nonrecurring Disconnect		OSS Rates(\$)					
								First	Add'l	First	Add'l	SOMEK	SOMAN	SOMAN	SOMAN	SOMAN	
		2-Wire Unbundled Copper Loop-Designed including manual service inquiry & facility reservation - Zone 2		2	UCL	UCLPB	13.88	44.69	31.55	0.00	0.00						
		2 Wire Unbundled Copper Loop-Designed including manual service inquiry & facility reservation - Zone 3		3	UCL	UCLPB	22.07	44.69	31.55	0.00	0.00						
		2-Wire Unbundled Copper Loop-Designed without manual service inquiry and facility reservation - Zone 1		1	UCL	UCLPW	12.02	44.69	31.55	0.00	0.00						
		2-Wire Unbundled Copper Loop-Designed without manual service inquiry and facility reservation - Zone 2		2	UCL	UCLPW	13.88	44.69	31.55	0.00	0.00						
		2-Wire Unbundled Copper Loop-Designed without manual service inquiry and facility reservation - Zone 3		3	UCL	UCLPW	22.07	44.69	31.55	0.00	0.00						
		Order Coordination for Unbundled Copper Loops (per loop)			UCL	UCLMC		18.90	18.90								
4-WIRE COPPER LOOP																	
		4-Wire Copper Loop-Designed including manual service inquiry and facility reservation - Zone 1		1	UCL	UCL4S	16.65	44.69	31.55	0.00	0.00						
		4-Wire Copper Loop-Designed including manual service inquiry and facility reservation - Zone 2		2	UCL	UCL4S	19.22	44.69	31.55	0.00	0.00						
		4-Wire Copper Loop-Designed including manual service inquiry and facility reservation - Zone 3		3	UCL	UCL4S	30.55	44.69	31.55	0.00	0.00						
		4-Wire Copper Loop-Designed without manual service inquiry and facility reservation - Zone 1		1	UCL	UCL4W	16.65	44.69	31.55	0.00	0.00						
		4-Wire Copper Loop-Designed without manual service inquiry and facility reservation - Zone 2		2	UCL	UCL4W	19.22	44.69	31.55	0.00	0.00						
		4-Wire Copper Loop-Designed without manual service inquiry and facility reservation - Zone 3		3	UCL	UCL4W	30.55	44.69	31.55	0.00	0.00						
		Order Coordination for Unbundled Copper Loops (per loop)			UCL	UCLMC		18.90	18.90								
		Order Coordination for Specified Conversion Time (per LSR)			UEA, UDN, UAL, UHL, UDL, USL	OCOSL		57.73									
UNE LOOP COMMINGLING																	
2-WIRE ANALOG VOICE GRADE LOOP - COMMINGLING																	
		2-Wire Analog Voice Grade Loop - Service Level 2 w/Loop or Ground Start Signaling - Zone 1		1	NTCVG	UEAL2	13.32	79.78	24.62	18.90	7.86						
		2-Wire Analog Voice Grade Loop - Service Level 2 w/Loop or Ground Start Signaling - Zone 2		2	NTCVG	UEAL2	18.66	79.78	24.62	18.90	7.86						
		2-Wire Analog Voice Grade Loop - Service Level 2 w/Loop or Ground Start Signaling - Zone 3		3	NTCVG	UEAL2	36.33	79.78	24.62	18.90	7.86						
		2-Wire Analog Voice Grade Loop - Service Level 2 w/Reverse Battery Signaling - Zone 1		1	NTCVG	UEAR2	13.32	79.78	24.62	18.90	7.86						
		2-Wire Analog Voice Grade Loop - Service Level 2 w/Reverse Battery Signaling - Zone 2		2	NTCVG	UEAR2	18.66	79.78	24.62	18.90	7.86						
		2-Wire Analog Voice Grade Loop - Service Level 2 w/Reverse Battery Signaling - Zone 3		3	NTCVG	UEAR2	36.33	79.78	24.62	18.90	7.86						
		Switch-As-Is Conversion rate per UNE Loop, Single LSR, (per DS0)			NTCVG	URES		6.54	6.54								
		Switch-As-Is Conversion rate per UNE Loop, Spreadsheet, (per DS0)			NTCVG	URES		6.54	6.54								
		Loop Tagging - Service Level 2 (SL2)			NTCVG	URE		11.19	1.10								
4-WIRE ANALOG VOICE GRADE LOOP																	
		4-Wire Analog Voice Grade Loop - Zone 1		1	NTCVG	UEAL4	21.04	92.92	28.14	19.50	8.12						
		4-Wire Analog Voice Grade Loop - Zone 2		2	NTCVG	UEAL4	24.49	92.92	28.14	19.50	8.12						
		4-Wire Analog Voice Grade Loop - Zone 3		3	NTCVG	UEAL4	33.40	92.92	28.14	19.50	8.12						
		Switch-As-Is Conversion rate per UNE Loop, Single LSR, (per DS0)			NTCVG	URES		6.54	6.54								
		Switch-As-Is Conversion rate per UNE Loop, Spreadsheet, (per DS0)			NTCVG	URES		6.54	6.54								
4-WIRE DS1 DIGITAL LOOP - COMMINGLING																	
		4-Wire DS1 Digital Loop - Zone 1		1	NTCD1	USLXX	49.41	211.72	72.42	38.20	7.19						
		4-Wire DS1 Digital Loop - Zone 2		2	NTCD1	USLXX	52.55	211.72	72.42	38.20	7.19						
		4-Wire DS1 Digital Loop - Zone 3		3	NTCD1	USLXX	68.40	211.72	72.42	38.20	7.19						
		Switch-As-Is Conversion rate per UNE Loop, Single LSR, (per DS1)			NTCD1	URES		6.54	6.54								
		Switch-As-Is Conversion rate per UNE Loop, Spreadsheet, (per DS1)			NTCD1	URES		6.54	6.54								
4-WIRE 19.2, 56 OR 64 KBPS DIGITAL GRADE LOOP - COMMINGLING																	
		4 Wire Unbundled Digital Loop 2.4 Kbps - Zone 1		1	NTCUD	UDL2X	25.81	196.47	36.96	18.80	7.19						

Pricing Schedule - Georgia																
CATEGORY	RATE ELEMENTS	Interim	Zone	BCS	USOC	RATES(\$)					Svc Order Submitted Elec per LSR	Svc Order Submitted Manually per LSR	Incremental Charge - Manual Svc Order vs. Electronic-1st	Incremental Charge - Manual Svc Order vs. Electronic-Add'l	Incremental Charge - Manual Svc Order vs. Electronic-Disc 1st	Incremental Charge - Manual Svc Order vs. Electronic-Disc Add'l
						Rec	Nonrecurring		Nonrecurring Disconnect		OSS Rates(\$)					
							First	Add'l	First	Add'l	SOMECH	SOMAN	SOMAN	SOMAN	SOMAN	SOMAN
	4 Wire Unbundled Digital Loop 2.4 Kbps - Zone 2		2	NTCUD	UDL2X	31.54	196.47	36.96	18.80	7.19						
	4 Wire Unbundled Digital Loop 2.4 Kbps - Zone 3		3	NTCUD	UDL2X	42.38	196.47	36.96	18.80	7.19						
	4 Wire Unbundled Digital Loop 4.8 Kbps - Zone 1		1	NTCUD	UDL4X	25.81	196.47	36.96	18.80	7.19						
	4 Wire Unbundled Digital Loop 4.8 Kbps - Zone 2		2	NTCUD	UDL4X	31.54	196.47	36.96	18.80	7.19						
	4 Wire Unbundled Digital Loop 4.8 Kbps - Zone 3		3	NTCUD	UDL4X	42.38	196.47	36.96	18.80	7.19						
	4 Wire Unbundled Digital Loop 9.6 Kbps - Zone 1		1	NTCUD	UDL9X	25.81	196.47	36.96	18.80	7.19						
	4 Wire Unbundled Digital Loop 9.6 Kbps - Zone 2		2	NTCUD	UDL9X	31.54	196.47	36.96	18.80	7.19						
	4 Wire Unbundled Digital Loop 9.6 Kbps - Zone 3		3	NTCUD	UDL9X	42.38	196.47	36.96	18.80	7.19						
	4 Wire Unbundled Digital 19.2 Kbps - Zone 1		1	NTCUD	UDL19	25.81	196.47	36.96	18.80	7.19						
	4 Wire Unbundled Digital 19.2 Kbps - Zone 2		2	NTCUD	UDL19	31.54	196.47	36.96	18.80	7.19						
	4 Wire Unbundled Digital 19.2 Kbps - Zone 3		3	NTCUD	UDL19	42.38	196.47	36.96	18.80	7.19						
	4 Wire Unbundled Digital Loop 56 Kbps - Zone 1		1	NTCUD	UDL56	25.81	196.47	36.96	18.80	7.19						
	4 Wire Unbundled Digital Loop 56 Kbps - Zone 2		2	NTCUD	UDL56	31.54	196.47	36.96	18.80	7.19						
	4 Wire Unbundled Digital Loop 56 Kbps - Zone 3		3	NTCUD	UDL56	42.38	196.47	36.96	18.80	7.19						
	4 Wire Unbundled Digital Loop 64 Kbps - Zone 1		1	NTCUD	UDL64	25.81	196.47	36.96	18.80	7.19						
	4 Wire Unbundled Digital Loop 64 Kbps - Zone 2		2	NTCUD	UDL64	31.54	196.47	36.96	18.80	7.19						
	4 Wire Unbundled Digital Loop 64 Kbps - Zone 3		3	NTCUD	UDL64	42.38	196.47	36.96	18.80	7.19						
	Switch-As-Is Conversion rate per UNE Loop, Single LSR, (per DS0)			NTCUD	URES		6.54	6.54								
	Switch-As-Is Conversion rate per UNE Loop, Spreadsheet, (per DS0)			NTCUD	URES		6.54	6.54								
	Order Coordination for Specified Conversion Time (per LSR)			NTCVG, NTCUD, NTCD1	OCOSL		57.73									
End-to-End Testing																
MAINTENANCE OF SERVICE																
				UDC, UEA, UDL, UDN, USL, UAL, UHL, UCL, NTCVG, NTCUD, NTCD1, U1TD1, U1TD3, U1TDX, U1TS1, U1TVX, UDF, UDFCX, UDLSX, UE3, ULDD1, ULDD3, ULDDX, ULDS1, ULDVX, UNC1X, UNC3X, UNCDX, UNCSX, UNCVX, ULS	MVVB											
	Maintenance of Service Charge, Basic Time, per half hour						80.00	55.00								
				UDC, UEA, UDL, UDN, USL, UAL, UHL, UCL, NTCVG, NTCUD, NTCD1, U1TD1, U1TD3, U1TDX, U1TS1, U1TVX, UDF, UDFCX, UDLSX, UE3, ULDD1, ULDD3, ULDDX, ULDS1, ULDVX, UNC1X, UNC3X, UNCDX, UNCSX, UNCVX, ULS	MVVOT											
	Maintenance of Service Charge, Overtime, per half hour						90.00	65.00								

Pricing Schedule - Georgia															
CATEGORY	RATE ELEMENTS	Interim	Zone	BCS	USOC	RATES(\$)				Svc Order Submitted Elec per LSR	Svc Order Submitted Manually per LSR	Incremental Charge - Manual Svc Order vs. Electronic-1st	Incremental Charge - Manual Svc Order vs. Electronic-Add'l	Incremental Charge - Manual Svc Order vs. Electronic-Disc 1st	Incremental Charge - Manual Svc Order vs. Electronic-Disc Add'l
						Rec	Nonrecurring		Nonrecurring Disconnect				OSS Rates(\$)		
							First	Add'l	First	Add'l	SOMECE	SOMAN	SOMAN	SOMAN	SOMAN
	Maintenance of Service Charge, Premium, per half hour			UDC, UEA, UDL, UDN, USL, UAL, UHL, UCL, NTCVG, NTCUD, NTC1, U1TD1, U1TD3, U1TDX, U1TS1, U1TVX, UDF, UDFCX, UDLX, UE3, ULDD1, ULDD3, ULDDX, ULDS1, ULVDX, UNC1X, UNC3X, UNCDX, UNCSX, UNCVX, ULS	MVVPT		100.00	75.00							
LOOP MODIFICATION															
	Unbundled Loop Modification, Removal of Load Coils - 2 Wire pair less than or equal to 18k ft, per Unbundled Loop			UAL, UHL, UCL, UEQ, ULS, UEA, UEANL, UEPSR, UEPSB	ULM2L		29.97								
	Unbundled Loop Modification Removal of Load Coils - 4 Wire less than or equal to 18K ft, per Unbundled Loop			UHL, UCL, UEA	ULM4L		68.11								
	Unbundled Loop Modification Removal of Bridged Tap Removal, per Unbundled Loop			UAL, UHL, UCL, UEQ, ULS, UEA, UEANL, UEPSR, UEPSB	ULMBT		17.91								
SUB-LOOPS															
Sub-Loop Distribution															
	Order Coordination for Unbundled Sub-Loops, per sub-loop pair			UEANL	USBMC		18.90	18.90							
	Order Coordination for Unbundled Sub-Loops, per sub-loop pair			UEANL	USBMC		18.90	18.90							
	Order Coordination for Unbundled Sub-Loops, per sub-loop pair			UEANL	USBMC		18.90	18.90							
	Order Coordination for Unbundled Sub-Loops, per sub-loop pair			UEF	USBMC		18.90	18.90							
	Order Coordination for Unbundled Sub-Loops, per sub-loop pair			UEF	USBMC		18.90	18.90							
Unbundled Sub-Loop Modification															
	Unbundled Sub-Loop Modification - 2-W Copper Dist Load Coil/Equip Removal per 2-W PR			UEF	ULM2X		0.00	0.00							
	Unbundled Sub-loop Modification - 4-W Copper Dist Load Coil/Equip Removal per 4-W PR			UEF	ULM4X		0.00	0.00							
	Unbundled Loop Modification, Removal of bridge Tap, per unbundled loop			UEF	ULMBT		0.00	0.00							
Unbundled Network Terminating Wire (UNTW)															
Network Interface Device (NID)															
	Network Interface Device (NID) - 1-2 lines			UENTW	UND12		32.82	20.67							
	Network Interface Device (NID) - 1-6 lines			UENTW	UND16		55.97	43.82							
	Network Interface Device Cross Connect - 2 W			UENTW	UNDC2		2.45	2.45							
	Network Interface Device Cross Connect - 4W			UENTW	UNDC4		2.45	2.45							
UNE OTHER, PROVISIONING ONLY - NO RATE															
	Unbundled Contact Name, Provisioning Only - no rate			UAL, UCL, UDC, UDL, UDN, UEA, UHL, UEANL, UEF, UEQ, UENTW, NTCVG, NTCUD, NTC1, USL	UNECN	0.00	0.00								
	Unbundled DS1 Loop - Superframe Format Option - no rate			USL, NTC1	CCOSF		0.00								
	Unbundled DS1 Loop - Expanded Superframe Format option - no rate			USL, NTC1	CCOEF		0.00								
	NID - Dispatch and Service Order for NID installation			UENTW	UNDBX	0.00	0.00								
LOOP MAKE-UP															
	Loop Makeup - Preordering Without Reservation, per working or spare facility queried (Manual).			UMK	UMKLW		15.18	15.18							

Pricing Schedule - Georgia															
CATEGORY	RATE ELEMENTS	Interim	Zone	BCS	USOC	RATES(\$)				Svc Order Submitted Elec per LSR	Svc Order Submitted Manually per LSR	Incremental Charge - Manual Svc Order vs. Electronic-1st	Incremental Charge - Manual Svc Order vs. Electronic-Add'l	Incremental Charge - Manual Svc Order vs. Electronic-Disc 1st	Incremental Charge - Manual Svc Order vs. Electronic-Disc Add'l
						Rec	Nonrecurring		Nonrecurring Disconnect				OSS Rates(\$)		
							First	Add'l	First	Add'l	SOMEK	SOMAN	SOMAN	SOMAN	SOMAN
	Loop Makeup - Preordering With Reservation, per spare facility queried (Manual).			UMK	UMKLP		19.83	19.83							
	Loop Makeup--With or Without Reservation, per working or spare facility queried (Mechanized)			UMK	UMKMQ		0.823	0.823							
LINE SPLITTING															
END USER ORDERING-CENTRAL OFFICE BASED															
	Line Splitting - per line activation DLEC owned splitter			UEPSR UEPSB	UREOS	0.61									
	Line Splitting - per line activation AT&T owned - physical			UEPSR UEPSB	UREBP	0.0197	34.43	22.35	10.38	7.34					
	Line Splitting - per line activation AT&T owned - virtual			UEPSR UEPSB	UREBV	0.0188	34.43	22.35	10.38	7.34					
END USER ORDERING - REMOTE SITE LINE SPLITTING															
	Remote Site Shared Loop Line Activation for End Users - CLEC Owned Splitter			UEPSR UEPSB	URERS	0.61	57.13	23.12	7.11	7.11					
	Remote Site Shared Loop - Subsequent Activity - CLEC Owned Splitter			UEPSR UEPSB	URERA		54.10	21.46							
UNBUNDLED EXCHANGE ACCESS LOOP															
2-WIRE ANALOG VOICE GRADE LOOP															
	Remote Site 2 Wire Analog Voice Grade Loop -Service Level 1- Line Splitting - CLEC Owned Splitter - Zone 1		1	UEPSR UEPSB	UEARS	6.52	28.46	3.85	2.20	0.01					
	Remote Site 2 Wire Analog Voice Grade Loop -Service Level 1- Line Splitting - CLEC Owned Splitter - Zone 2		2	UEPSR UEPSB	UEARS	10.18	28.46	3.85	2.20	0.01					
	Remote Site 2 Wire Analog Voice Grade Loop -Service Level 1- Line Splitting - CLEC Owned Splitter - Zone 3		3	UEPSR UEPSB	UEARS	19.51	28.46	3.85	2.20	0.01					
UNE Loop Rates for Line Splitting (In Ga. PSC ordered the line splitting loop USOCs match the lower port-loop combo rates UEPLX)															
	2-Wire Voice Grade Loop (SL1) for Line Splitting - Zone 1	I	1	UEPSR UEPSB	UEALS	10.98	10.04	7.35	1.37	1.28					
	2-Wire Voice Grade Loop (SL1) for Line Splitting - Zone 1	I	1	UEPSR UEPSB	UEABS	10.98	10.04	7.35	1.37	1.28					
	2-Wire Voice Grade Loop (SL1) for Line Splitting - Zone 2	I	2	UEPSR UEPSB	UEALS	16.30	10.04	7.35	1.37	1.28					
	2-Wire Voice Grade Loop (SL1) for Line Splitting - Zone 2	I	2	UEPSR UEPSB	UEABS	16.30	10.04	7.35	1.37	1.28					
	2-Wire Voice Grade Loop (SL1) for Line Splitting - Zone 3	I	3	UEPSR UEPSB	UEALS	34.73	10.04	7.35	1.37	1.28					
	2-Wire Voice Grade Loop (SL1) for Line Splitting - Zone 3	I	3	UEPSR UEPSB	UEABS	34.73	10.04	7.35	1.37	1.28					
PHYSICAL COLLOCATION															
	Physical Collocation-2 Wire Cross Connects (Loop) for Line Splitting			UEPSR UEPSB	PE1LS	0.0202	0.00	0.00							
VIRTUAL COLLOCATION															
	Virtual Collocation-2 Wire Cross Connects (Loop) for Line Splitting			UEPSR UEPSB	VE1LS	0.0192	0.00	0.00	0.00	0.00					
UNBUNDLED DEDICATED TRANSPORT															
INTEROFFICE CHANNEL - DEDICATED TRANSPORT															
	Interoffice Channel - DS1 - per mile			U1TD1	1L5XX	0.1199									
	Interoffice Channel - DS1 - Facility Termination			U1TD1	U1TF1	34.93	110.92	80.20	31.33	21.71					
	Interoffice Channel - DS3 - per mile			U1TD3	1L5XX	2.63									
	Interoffice Channel - DS3 - Facility Termination			U1TD3	U1TF3	349.42	320.16	86.24	66.71	52.76					
UNBUNDLED DARK FIBER															
	Dark Fiber - Interoffice Transport, Per Four Fiber Strands, Per Route Mile Or Fraction Thereof			UDF	1L5DF	24.17									
	Dark Fiber - Interoffice Transport, Per Four Fiber Strands, Per Route Mile Or Fraction Thereof			UDF	UDF14		1,774.79	89.66	73.57	18.69					
HIGH CAPACITY UNBUNDLED LOCAL LOOP															
DS3/UNBUNDLED LOCAL LOOP - Stand Alone															
	DS3 Unbundled Local Loop - per mile			UE3	1L5ND	11.40									
	DS3 Unbundled Local Loop - Facility Termination			UE3	UE3PX	258.44	1,751.51	131.77	112.80	75.81					
ENHANCED EXTENDED LINK (EELs)															
Network Elements Used in Combinations															
	4-Wire Analog Voice Grade Loop in Combination - Zone 1		1	UNCVX	UEAL4	21.04	195.75	36.35	18.40	6.86					
	4-Wire Analog Voice Grade Loop in Combination - Zone 2		2	UNCVX	UEAL4	24.49	195.75	36.35	18.40	6.86					
	4-Wire Analog Voice Grade Loop in Combination - Zone 3		3	UNCVX	UEAL4	33.40	195.75	36.35	18.40	6.86					
	4-Wire DS1 Digital Loop in Combination - Zone 1		1	UNC1X	USLXX	49.41	209.25	70.37	37.87	6.86					
	4-Wire DS1 Digital Loop in Combination - Zone 2		2	UNC1X	USLXX	52.55	209.25	70.37	37.87	6.86					
	4-Wire DS1 Digital Loop in Combination - Zone 3		3	UNC1X	USLXX	68.40	209.25	70.37	37.87	6.86					
	DS3 Local Loop in combination - per mile			UNC3X	1L5ND	11.40									
	DS3 Local Loop in combination - Facility Termination			UNC3X	UE3PX	258.44	1,259.23	628.22	41.49	20.74					
	Interoffice Channel in combination - DS1 - per mile			UNC1X	1L5XX	0.1199									
	Interoffice Channel in combination - DS1 Facility Termination			UNC1X	U1TF1	34.93	87.67	45.69	43.76	27.95					
	Interoffice Channel in combination - DS3 - per mile			UNC3X	1L5XX	2.63									
	Interoffice Channel in combination - DS3 - Facility Termination			UNC3X	U1TF3	349.42	325.59	76.99	49.51	32.85					

Pricing Schedule - Georgia															
CATEGORY	RATE ELEMENTS	Interim	Zone	BCS	USOC	RATES(\$)				Svc Order Submitted Elec per LSR	Svc Order Submitted Manually per LSR	Incremental Charge - Manual Svc Order vs. Electronic- 1st	Incremental Charge - Manual Svc Order vs. Electronic- Add'l	Incremental Charge - Manual Svc Order vs. Electronic- Disc 1st	Incremental Charge - Manual Svc Order vs. Electronic- Disc Add'l
						Rec	Nonrecurring First	Nonrecurring Add'l	Nonrecurring Disconnect First	Nonrecurring Disconnect Add'l	SOMECE	SOMAN	SOMAN	SOMAN	SOMAN
ADDITIONAL NETWORK ELEMENTS															
Optional Features & Functions:															
	Clear Channel Capability Extended Frame Option - per DS1	I		U1TD1,UNC1X	CCOEF		0.00								
	Clear Channel Capability Super FrameOption - per DS1	I		U1TD1, UNC1X	CCOSF		0.00								
	Clear Channel Capability (SF/ESF) Option - Subsequent Activity - per DS1	I		U1TD1, UNC1X, USL	NRCCC		184.62	23.78	2.03	0.79					
	C-bit Parity Option - Subsequent Activity - per DS3	i		U1TD3,UE3, UNC3X	NRCC3		218.74	7.66	0.7591	0.00					
	DS1/DS0 Channel System			UNC1X	MQ1	71.23	86.01	0.00	0.00	0.00					
	DS3/DS1Channel System			UNC3X	MQ3	124.39	0.00	0.00	0.00	0.00					
	Voice Grade COCI in combination			UNCVX	1D1VG	0.479	27.30	2.90	16.85	1.04					
	Voice Grade COCI - for 2W-SL2 & 4W Voice Grade Local Loop			UEA	1D1VG	0.479	27.30	2.90	16.85	1.04					
	DS1 COCI in combination			UNC1X	UC1D1	7.50	27.30	2.90	16.85	1.04					
	DS1 COCI - for Stand Alone Interoffice Channel			U1TD1	UC1D1	7.50	27.30	2.90	16.85	1.04					
	DS1 COCI - for DS1 Local Loop			USL, NTCD1	UC1D1	7.50	27.30	2.90	16.85	1.04					
	Wholesale - UNE, Switch-As-Is Conversion Charge			UNCVX, UNC1X, XDH1X, HFQC6, XDD2X,-XDV6X,	UNCCC		5.69	5.69	6.60	6.60					
	Unbundled Misc Rate Element, SNE SAI, Single Network Element - Switch As Is Non-recurring Charge, per circuit (LSR)	I		U1TVX, U1TD3, UDF, UE3	URES		5.69	5.69	6.60	6.60					
	Unbundled Misc Rate Element, SNE SAI, Single Network Element - Switch As Is Non-recurring Charge, incremental charge per circuit on a spreadsheet	i		U1TVX, U1TD3, UDF, UE3	URESP		5.69	5.69	6.60	6.60					
Service Rearrangements															
	NRC - Order Coordination Specific Time - Dedicated Transport	I		UNC1X, UNC3X	OCOSR		18.89	18.89							
COMMINGLING															
	Commingling Authorization			UNCVX, UNC1X, U1TD3, UE3, U1TVX,	CMGAU	0.00	0.00	0.00	0.00	0.00					
Commingled (UNE part of single bandwidth circuit and interfaces)															
	Commingled VG COCI			XDV2X	1D1VG	0.479	11.97	11.38	6.6	6.6					
	Commingled 4-wire Local Loop Zone 1	1		XDV6X	UEAL4	21.04	92.92	28.14	19.5	8.12					
	Commingled 4-wire Local Loop Zone 2	2		XDV6X	UEAL4	24.49	92.92	28.14	19.5	8.12					
	Commingled 4-wire Local Loop Zone 3	3		XDV6X	UEAL4	33.40	92.92	28.14	19.5	8.12					
	Commingled DS1 COCI			XDH1X	UC1D1	7.50	15.79	11.38	6.6	6.6					
	Commingled DS1 Interoffice Channel			XDH1X	U1TF1	34.93	110.92	80.2	31.33	21.71					
	Commingled DS1 Interoffice Channel Mileage			XDH1X	1L5XX	0.1199									
	Commingled DS1/DS0 Channel System			XDH1X	MQ1	71.23	105.57	41.55	23.73	4.19					
	Commingled DS1 Local Loop Zone 1	1		XDH1X	USLXX	49.41	211.72	72.42	38.2	7.19					
	Commingled DS1 Local Loop Zone 2	2		XDH1X	USLXX	52.55	211.72	72.42	38.2	7.19					
	Commingled DS1 Local Loop Zone 3	3		XDH1X	USLXX	68.40	211.72	72.42	38.2	7.19					
	Commingled DS3 Local Loop			HFQC6	UE3PX	258.44	1,751.51	131.77	112.80	75.81					
	Commingled DS3/DS1 Channel System			HFQC6	MQ3	124.39	224.26	71.76	39.97	31.04					
	Commingled DS3 Interoffice Channel			HFQC6	U1TF3	349.42	320.16	86.24	66.71	52.76					
	Commingled DS3 Interoffice Channel Mileage			HFQC6	1L5XX	2.63									
	UNE to Commingled Conversion Tracking			XDH1X, HFQC6	CMGUN	0.00	0.00	0.00	0.00	0.00					
	SPA to Commingled Conversion Tracking			XDH1X, HFQC6	CMGSP	0.00	0.00	0.00	0.00	0.00					
LNP Query Service															
	LNP Charge Per query					0.0008227									
	LNP Service Establishment Manual						12.47		11.07						
	LNP Service Provisioning with Point Code Establishment						574.307	293.39	251.23	184.73					
911 PBX LOCATE															
911 PBX LOCATE DATABASE CAPABILITY															
	Service Establishment per CLEC per End User Account			9PBDC	9PBEU		1,825.00								
	Changes to TN Range or Customer Profile			9PBDC	9PBTN		182.67								
	Per Telephone Number (Monthly)			9PBDC	9PBMM	0.07									
	Change Company (Service Provider) ID			9PBDC	9PBPC		536.23								
	PBX Locate Service Support per CLEC (Monthlt)			9PBDC	9PBMR	176.96									
	Service Order Charge			9PBDC	9PBSC		11.73								
911 PBX LOCATE TRANSPORT COMPONENT															
See Att 3															

Pricing Schedule - Georgia															
CATEGORY	RATE ELEMENTS	Interim	Zone	BCS	USOC	RATES(\$)				Svc Order Submitted Elec per LSR	Svc Order Submitted Manually per LSR	Incremental Charge - Manual Svc Order vs. Electronic-1st	Incremental Charge - Manual Svc Order vs. Electronic-Add'l	Incremental Charge - Manual Svc Order vs. Electronic-Disc 1st	Incremental Charge - Manual Svc Order vs. Electronic-Disc Add'l
						Rec	Nonrecurring		Nonrecurring Disconnect		OSS Rates(\$)				
							First	Add'l	First	Add'l	SOMEK	SOMAN	SOMAN	SOMAN	SOMAN
Emergency Number Services															
911 trunk rates are included in the Facility cost via the General Subscriber Services Tariff (GSST) and the Switched Access Service Tariff.															
Note: Rates displaying an "I" in Interim column are interim as a result of a Commission order.															
LOCAL INTERCONNECTION (CALL TRANSPORT AND TERMINATION)															
ISP-BOUND TRAFFIC															
	ISP-Bound, per MOU					0.0007									
END OFFICE SWITCHING															
	End Office Switching Function, per MOU					0.000756									
TANDEM SWITCHING															
	Tandem Switching Function Per MOU					0.0004186									
	Multiple Tandem Switching, per MOU (applies to intial tandem only)					0.0004186									
TRUNK CHARGE															
	Installation Trunk Side Service - per DS0			OHD	TPP6X		21.53	8.11							
	Installation Trunk Side Service - per DS0			OHD	TPP9X		21.53	8.11							
	Dedicated End Office Trunk Port Service-per DS0**			OHD	TDEOP	0.00									
	Dedicated End Office Trunk Port Service-per DS1**			OH1 OH1MS	TDE1P	0.00									
	Dedicated Tandem Trunk Port Service-per DS0**			OHD	TDWOP	0.00									
	Dedicated Tandem Trunk Port Service-per DS1**			OH1 OH1MS	TDW1P	0.00									
** This rate element is recovered on a per MOU basis and is included in the End Office Switching and Tandem Switching, per MOU rate elements															
COMMON TRANSPORT (Shared)															
	Common Transport - Per Mile, Per MOU					0.0000028									
	Common Transport - Facilities Termination Per MOU					0.0001955									
LOCAL INTERCONNECTION (DEDICATED TRANSPORT)															
INTEROFFICE CHANNEL - DEDICATED TRANSPORT															
	Interoffice Channel - Dedicated Transport - 2-Wire Voice Grade - Per Mile per month			OHM	1L5NF	0.0059									
	Interoffice Channel - Dedicated Transport- 2- Wire Voice Grade - Facility Termination per month			OHM	1L5NF	13.15	48.41	19.46	16.56	4.99					
	Interoffice Channel - Dedicated Transport - 56 kbps - per mile per month			OHM	1L5NK	0.0059									
	Interoffice Channel - Dedicated Transport - 56 kbps - Facility Termination per month			OHM	1L5NK	8.00	48.41	19.46	16.56	4.99					
	Interoffice Channel - Dedicated Transport - 64 kbps - per mile per month			OHM	1L5NK	0.0059									
	Interoffice Channel - Dedicated Transport - 64 kbps - Facility Termination per month			OHM	1L5NK	8.00	48.41	19.46	16.56	4.99					
	Interoffice Channel - Dedicated Channel - DS1 - Per Mile per month			OH1, OH1MS	1L5NL	0.1199									
	Interoffice Channel - Dedicated Tranport - DS1 - Facility Termination per month			OH1, OH1MS	1L5NL	34.93	110.92	80.20	31.33	21.71					
	Interoffice Channel - Dedicated Transport - DS3 - Per Mile per month			OH3, OH3MS	1L5NM	2.63									
	Interoffice Channel - Dedicated Transport - DS3 - Facility Termination per month			OH3, OH3MS	1L5NM	349.42	320.16	86.24	66.71	52.76					
LOCAL CHANNEL - DEDICATED TRANSPORT															
	Local Channel - Dedicated - 2-Wire Voice Grade per month			OHM	TEFV2	7.91	120.95	53.24	46.35	13.35					
	Local Channel - Dedicated - 4-Wire Voice Grade per month			OHM	TEFV4	8.90	125.50	54.38	46.35	13.35					
	Local Channel - Dedicated - DS1 per month			OH1	TEFHG	22.82	149.31	111.09	40.32	26.09					
	Local Channel - Dedicated - DS3 Facility Termination per month			OH3	TEFHJ	150.05	444.58	145.04	112.80	75.81					
LOCAL INTERCONNECTION MID-SPAN MEET															
	Local Channel - Dedicated - DS1 per month			OH1MS	TEFHG	0.00	0.00								
	Local Channel - Dedicated - DS3 per month			OH3MS	TEFHJ	0.00	0.00								
MULTIPLEXERS															
	Channelization - DS1 to DS0 Channel System			OH1, OH1MS	SATN1	71.23	105.57	41.545	23.73	4.19					
	DS3 to DS1 Channel System per month			OH3, OH3MS	SATNS	124.39	224.255	71.76	39.965	31.035					
	DS3 Interface Unit (DS1 COCI) per month			OH1, OH1MS	SATCO	7.50	15.79	11.375	6.60	6.60					
Notes: If no rate is identified in the contract, the rates, terms, and conditions for the specific service or function will be as set forth in applicable AT&T tariff.															
PHYSICAL COLLOCATION															
Application															
	Physical Collocation - Initial Application Fee			CLO	PE1BA		1,284.72		0.59						
	Physical Collocation - Subsequent Application Fee			CLO	PE1CA		1,084.41		0.59						

Pricing Schedule - Georgia

Pricing Schedule - Georgia																
CATEGORY	RATE ELEMENTS	Interim	Zone	BCS	USOC	RATES(\$)				Svc Order Submitted Elec per LSR	Svc Order Submitted Manually per LSR	Incremental Charge - Manual Svc Order vs. Electronic-1st	Incremental Charge - Manual Svc Order vs. Electronic-Add'l	Incremental Charge - Manual Svc Order vs. Electronic-Disc 1st	Incremental Charge - Manual Svc Order vs. Electronic-Disc Add'l	
						Rec	Nonrecurring		Nonrecurring Disconnect		OSS Rates(\$)					
							First	Add'l	First	Add'l	SOMECD	SOMAN	SOMAN	SOMAN	SOMAN	SOMAN
	Physical Collocation - Co-Carrier Cross Connects/Direct Connect, Application Fee, per application			CLO	PE1DT		583.18									
	Physical Collocation Administrative Only - Application Fee			CLO	PE1BL		740.83									
	Physical Collocation - Application Cost, Simple Augment			CLO	PE1KS		594.05		1.21							
	Physical Collocation - Application Cost, Minor Augment			CLO	PE1KM		832.95		1.21							
	Physical Collocation - Application Cost, Intermediate Augment			CLO	PE1K1		1,057.00		1.21							
	Physical Collocation - Application Cost - Major Augment			CLO	PE1KJ		2,408.00		1.21							
Space Preparation																
	Physical Collocation - Floor Space, per sq feet			CLO	PE1PJ	4.71										
	Physical Collocation - Space Enclosure, welded wire, first 50 square feet			CLO	PE1BX	144.71										
	Physical Collocation - Space enclosure, welded wire, first 100 square feet			CLO	PE1BW	167.00										
	Physical Collocation - Space enclosure, welded wire, each additional 50 square feet			CLO	PE1CW	16.38										
	Physical Collocation - Space Preparation - C.O. Modification per square ft.			CLO	PE1SK	2.10										
	Physical Collocation - Space Preparation, Common Systems Modifications-Cageless, per square foot			CLO	PE1SL	2.27										
	Physical Collocation - Space Preparation - Common Systems Modifications-Caged, per cage			CLO	PE1SM	77.24										
	Physical Collocation - Space Preparation - Firm Order Processing			CLO	PE1SJ	140.96										
	Physical Collocation - Space Availability Report, per Central Office Requested			CLO	PE1SR	248.50										
Power																
	Physical Collocation - Power, -48V DC Power - per Fused Amp Requested			CLO	PE1PL	4.84										
	Physical Collocation - Power, 120V AC Power, Single Phase, per Breaker Amp			CLO	PE1FB	5.16										
	Physical Collocation - Power, 240V AC Power, Single Phase, per Breaker Amp			CLO	PE1FD	10.34										
	Physical Collocation - Power, 120V AC Power, Three Phase, per Breaker Amp			CLO	PE1FE	15.50										
	Physical Collocation - Power, 277V AC Power, Three Phase, per Breaker Amp			CLO	PE1FG	35.79										
	Physical Collocation - Power - DC power using a CLEC BDFB, per Used Amp			CLO	PE1PW	6.45										
	Physical Collocation - Power, -48V DC Power using a CLEC BDFB - per Fused Amp Requested			CLO	PE1PX	4.31										
	Physical Collocation-Physical Meter Reading Expense			CLO	PE1FL	5.00										
	Physical Collocation -Power - DC power, per Used Amp			CLO	PE1FN	7.24										
	Physical Collocation-Additional Meter Reading Trip Charge, per Central Office per Occurrence			CLO	PE1FM	15.00										
Cross Connects (Cross Connects, Co-Carrier Cross Connects, and Ports)																
				UEANL,UEQ, UNCNX, UEA, UCL, UAL, UHL, UDN, UNCVX												
	Physical Collocation - 2-wire cross-connect, loop, provisioning				PE1P2	0.0202										
	Physical Collocation - 4-wire cross-connect, loop, provisioning			UEA, UHL, UNCVX, UNCDX, UCL, UDL	PE1P4	0.0403										
				WDS1L, WDS1S, UXTD1, ULDD1, USLEL, UNLD1, U1TD1, UNC1X, UEPSR, UEPSB, UEPSE, UEPSP, USL, UEPEX, UEPDX												
	Physical Collocation -DS1 Cross-Connect for Physical Collocation, provisioning				PE1P1	0.3807										

Pricing Schedule - Georgia															
CATEGORY	RATE ELEMENTS	Interim	Zone	BCS	USOC	RATES(\$)				Svc Order Submitted Elec per LSR	Svc Order Submitted Manually per LSR	Incremental Charge - Manual Svc Order vs. Electronic-1st	Incremental Charge - Manual Svc Order vs. Electronic-Add'l	Incremental Charge - Manual Svc Order vs. Electronic-Disc 1st	Incremental Charge - Manual Svc Order vs. Electronic-Disc Add'l
						Rec	Nonrecurring		Nonrecurring Disconnect				OSS Rates(\$)		
							First	Add'l	First	Add'l	SOMECS	SOMAN	SOMAN	SOMAN	SOMAN
	Physical Collocation - DS3 Cross-Connect, provisioning			UE3, U1TD3, UXTD3, UXTS1, UNC3X, UNCSX, ULDD3, U1TS1, ULDS1, UNLD3, UEPEX, UEPDX, UEPSR, UEPSB, UEPESE, UEPS	PE1P3	4.15									
	Physical Collocation - 2-Fiber Cross-Connect			CLO, ULDO3, ULD12, ULD48, U1TO3, U1T12, U1T48, UDLO3, UDL12, UDF	PE1F2	1.76									
	Physical Collocation - 4-Fiber Cross-Connect			ULDO3, ULD12, ULD48, U1TO3, U1T12, U1T48, UDLO3, UDL12, UDF, UDFCX	PE1F4	3.38									
	Physical Collocation - Co-Carrier Cross Connects/Direct Connect - Fiber Cable Support Structure, per linear foot, per cable.			CLO	PE1ES	0.001									
	Physical Collocation - Co-Carrier Cross Connect/Direct Connect - Copper/Coax Cable Support Structure, per linear foot, per cable.			CLO	PE1DS	0.0015									
	Physical Collocation 2-Wire Cross Connect, Port			UEPSR, UEPS, UEPESE, UEPSB, UEPSX, UEPC2	PE1R2	0.0202									
	Physical Collocation 4-Wire Cross Connect, Port			UEPEX, UEPPD	PE1R4	0.0403									
Security															
	Physical Collocation - Security Escort for Basic Time - normally scheduled work, per half hour			CLO	PE1BT		16.51	10.82							
	Physical Collocation - Security Escort for Overtime - outside of normally scheduled working hours on a scheduled work day, per half hour			CLO	PE1OT		21.90	14.17							
	Physical Collocation - Security Escort for Premium Time - outside of scheduled work day, per half hour			CLO	PE1PT		27.29	17.53							
	Physical Collocation - Security Access System - Security System per Central Office, per Sq. Ft.			CLO	PE1AY	0.011									
	Physical Collocation - Security Access System - New Card Activation, per Card Activation (First), per State			CLO	PE1A1		21.98								
	Physical Collocation - Security Access System - New Access Card Deactivation, per Card			CLO	PE1A4		8.72	8.72							
	Physical Collocation - Security Access System - Administrative Change, existing Access Card, per Request, per State, per Card			CLO	PE1AA		5.37								
	Physical Collocation - Security Access System - Replace Lost or Stolen Card, per Card			CLO	PE1AR		16.99								
	Physical Collocation - Security Access - Initial Key, per Key			CLO	PE1AK		13.19								
	Physical Collocation - Security Access - Key, Replace Lost or Stolen Key, per Key			CLO	PE1AL		13.19								
CFA															
	Physical Collocation - CFA Information Resend Request, per premises, per arrangement, per request			CLO	PE1C9		77.42								
Cable Records - Note: The rates in the First & Additional columns will actually be billed as "Initial I" and "Subsequent S" respectively															
	Physical Collocation - Cable Records, per request			CLO	PE1CR	I	742.92	S	477.59	125.63					
	Physical Collocation, Cable Records, VG/DS0 Cable, per cable record (maximum 3600 records)			CLO	PE1CD		317.29			177.60					
	Physical Collocation, Cable Records, VG/DS0 Cable, per each 100 pair			CLO	PE1CO		4.47			5.29					
	Physical Collocation, Cable Records, DS1, per T1 TIE			CLO	PE1C1		2.22			2.62					
	Physical Collocation, Cable Records, DS3, per T3 TIE			CLO	PE1C3		7.76			9.18					
	Physical Collocation - Cable Records, Fiber Cable, per cable record (maximum 99 records)			CLO	PE1CB		83.37			73.49					
	Physical Collocation, Cable Records, CAT5/RJ45			CLO	PE1C5		2.22			2.62					

Pricing Schedule - Georgia

Pricing Schedule - Georgia																
CATEGORY	RATE ELEMENTS	Interim	Zone	BCS	USOC	RATES(\$)				Svc Order Submitted Elec per LSR	Svc Order Submitted Manually per LSR	Incremental Charge - Manual Svc Order vs. Electronic-1st	Incremental Charge - Manual Svc Order vs. Electronic-Add'l	Incremental Charge - Manual Svc Order vs. Electronic-Disc 1st	Incremental Charge - Manual Svc Order vs. Electronic-Disc Add'l	
						Rec	Nonrecurring		Nonrecurring Disconnect		OSS Rates(\$)					
							First	Add'l	First	Add'l	SOMECE	SOMAN	SOMAN	SOMAN	SOMAN	SOMAN
Virtual to Physical																
	Physical Collocation - Virtual to Physical Collocation Relocation, per Voice Grade Circuit			CLO	PE1BV		33.00									
	Physical Collocation - Virtual to Physical Collocation Relocation, per DSO Circuit			CLO	PE1BO		33.00									
	Physical Collocation - Virtual to Physical Collocation Relocation, per DS1 Circuit			CLO	PE1B1		52.00									
	Physical Collocation - Virtual to Physical Collocation Relocation, per DS3 Circuit			CLO	PE1B3		52.00									
	Physical Collocation - Virtual to Physical Collocation In-Place, Per Voice Grade Circuit			CLO	PE1BR		22.59									
	Physical Collocation Virtual to Physical Collocation In-Place, Per DSO Circuit			CLO	PE1BP		22.59									
	Physical Collocation - Virtual to Physical Collocation In-Place, Per DS1 Circuit			CLO	PE1BS		32.85									
	Physical Collocation - Virtual to Physical Collocation In-Place, per DS3 Circuit			CLO	PE1BE		32.85									
Entrance Cable																
	Physical Collocation - Fiber Cable Installation, Pricing, non-recurring charge, per Entrance Cable			CLO	PE1BD		736.20		21.49							
	Physical Collocation - Fiber Cable Support Structure, per Entrance Cable			CLO	PE1PM	7.37										
	Physical Collocation, Entrance Cable Support Structure, Copper, per each 100 pairs or fraction thereof (CO Manhole to Collocation Space)			CLO	PE1EE	0.2686										
	Physical Collocation, Entrance Cable Installation, Copper, per Cable (CO Manhole to Collocation Space)			CLO	PE1EF		754.41		21.49							
	Physical Collocation, Entrance Cable Installation, Copper, per each 100 pairs or fraction thereof (CO Manhole to Collocation Space)			CLO	PE1EG		9.11									
	Physical Collocation - Fiber Entrance Cable Installation, per Fiber			CLO	PE1ED		3.90									
VIRTUAL COLLOCATION																
Application																
	Virtual Collocation - Application Fee			AMTFS	EAF		608.92		0.59							
	Virtual Collocation - Co-Carrier Cross Connects/Direct Connect, Application Fee, per application			AMTFS	VE1CA		583.18									
	Virtual Collocation Administrative Only - Application Fee			AMTFS	VE1AF		609.52									
Space Preparation																
	Virtual Collocation - Floor Space, per sq. ft.			AMTFS	ESPVX	4.71										
Power																
	Virtual Collocation - Power, per fused amp			AMTFS	ESPAX	4.84										
Cross Connects (Cross Connects, Co-Carrier Cross Connects, and Ports)																
	Virtual Collocation - 2-wire cross-connect, loop, provisioning			UEANL, UEA, UDN, UAL, UHL, UCL, UEQ, UNCVX, UNCDX, UNCIX	UEAC2	0.0192										
	Virtual Collocation - 4-wire cross-connect, loop, provisioning			UEA, UHL, UCL, UDL, UNCVX, UNCDX	UEAC4	0.0385										
	Virtual collocation - Special Access & UNE, cross-connect per DS1			ULR, UXTD1, UNC1X, ULDD1, U1TD1, USLEL, UNLD1, USL, UEPEX, UEPEX	CNC1X	0.3807										
	Virtual collocation - Special Access & UNE, cross-connect per DS3			USL, UE3, U1TD3, UXTS1, UXTD3, UNC3X, UNC3X, ULDD3, U1TS1, ULDS1, UDLSX, UNLD3, XDEST	CND3X	4.15										

Pricing Schedule - Georgia															
CATEGORY	RATE ELEMENTS	Interim	Zone	BCS	USOC	RATES(\$)				Svc Order Submitted Elec per LSR	Svc Order Submitted Manually per LSR	Incremental Charge - Manual Svc Order vs. Electronic-1st	Incremental Charge - Manual Svc Order vs. Electronic-Add'l	Incremental Charge - Manual Svc Order vs. Electronic-Disc 1st	Incremental Charge - Manual Svc Order vs. Electronic-Disc Add'l
						Rec	Nonrecurring		Nonrecurring Disconnect				OSS Rates(\$)		
							First	Add'l	First	Add'l	SOMECD	SOMAN	SOMAN	SOMAN	SOMAN
	Virtual Collocation - 2-Fiber Cross Connects			UDL12, UDLO3, U1T48, U1T12, U1TO3, ULDO3, ULD12, ULD48, UDF	CNC2F	1.76									
	Virtual Collocation - 4-Fiber Cross Connects			UDL12, UDLO3, U1T48, U1T12, U1TO3, ULDO3, ULD12, ULD48, UDF	CNC4F	3.53									
	Virtual Collocation - Co-Carrier Cross Connects/Direct Connect - Fiber Cable Support Structure, per linear foot, per cable			AMTFS	VE1CB	0.001									
	Virtual Collocation - Co-Carrier Cross Connects/Direct Connect - Copper/Coax Cable Support Structure, per linear foot, per cable			AMTFS	VE1CD	0.0015									
	Virtual Collocation 2-Wire Cross Connect, Port			UEPSX, UEPSB, UEPSA, UEPSD, UEPSR, UEPCX	VE1R2	0.0192									
	Virtual Collocation 4-Wire Cross Connect, Port			UEPDD, UEPEX	VE1R4	0.0385									
CFA															
	Virtual Collocation - CFA Information Resend Request, per Premises, per Arrangement, per request			AMTFS	VE1QR	77.42									
Cable Records - Note: The rates in the First & Additional columns will actually be billed as "Initial I" & "Subsequent S" respectively															
	Virtual Collocation Cable Records - per request			AMTFS	VE1BA	742.92	S 477.59		125.63						
	Virtual Collocation Cable Records - VG/DS0 Cable, per cable record			AMTFS	VE1BB	317.29			177.60						
	Virtual Collocation Cable Records - VG/DS0 Cable, per each 100 pair			AMTFS	VE1BC	4.47			5.29						
	Virtual Collocation Cable Records - DS1, per T1TIE			AMTFS	VE1BD	2.22			2.62						
	Virtual Collocation Cable Records - DS3, per T3TIE			AMTFS	VE1BE	7.76			9.18						
	Virtual Collocation Cable Records - Fiber Cable, per 99 fiber records			AMTFS	VE1BF	83.37			73.49						
	Virtual Collocation Cable Records - CAT 5/RJ45			AMTFS	VE1B5	2.22			2.62						
Security															
	Virtual collocation - Security escort, basic time, normally scheduled work hours			AMTFS	SPTBX	16.51	10.82								
	Virtual collocation - Security escort, overtime, outside of normally scheduled work hours on a normal working day			AMTFS	SPTOX	21.90	14.17								
	Virtual collocation - Security escort, premium time, outside of a scheduled work day			AMTFS	SPTPX	27.29	17.53								
Maintenance															
	Virtual collocation - Maintenance in CO - Basic, per half hour			AMTFS	CTRLX	26.52	10.82								
	Virtual collocation - Maintenance in CO - Overtime, per half hour			AMTFS	SPTOM	35.41	14.17								
	Virtual collocation - Maintenance in CO - Premium per half hour			AMTFS	SPTPM	44.30	17.53								
Entrance Cable															
	Virtual Collocation - Cable Installation Charge, per cable			AMTFS	ESPCX	736.20			21.49						
	Virtual Collocation - Cable Support Structure, per cable			AMTFS	ESPSX	7.74									
	Virtual Collocation, Entrance Cable Support Structure, Copper, per each 100 pairs or fraction thereof (CO Manhole to Frame)			AMTFS	VE1EE	0.235									
	Virtual Collocation, Entrance Cable Installation, Copper, per Cable (CO Manhole to Frame)			AMTFS	VE1EF	754.41			21.49						
	Virtual Collocation, Entrance Cable Installation, Copper, per each 100 pairs or fraction thereof (CO Manhole to Frame)			AMTFS	VE1EG	9.11									
COLLOCATION IN THE REMOTE SITE															
Physical Remote Site Collocation															
	Physical Collocation in the Remote Site - Application Fee			CLORS	PE1RA	300.31			132.49						
	Cabinet Space in the Remote Site per Bay/ Rack			CLORS	PE1RB	148.11									
	Physical Collocation in the Remote Site - Security Access - Key			CLORS	PE1RD	13.19									

Pricing Schedule - Georgia															
CATEGORY	RATE ELEMENTS	Interim	Zone	BCS	USOC	RATES(\$)				Svc Order Submitted Elec per LSR	Svc Order Submitted Manually per LSR	Incremental Charge - Manual Svc Order vs. Electronic- 1st	Incremental Charge - Manual Svc Order vs. Electronic- Add'l	Incremental Charge - Manual Svc Order vs. Electronic- Disc 1st	Incremental Charge - Manual Svc Order vs. Electronic- Disc Add'l
						Rec	Nonrecurring		Nonrecurring Disconnect				OSS Rates(\$)		
							First	Add'l	First	Add'l	SOMECH	SOMAN	SOMAN	SOMAN	SOMAN
	Physical Collocation in the Remote Site - Space Availability Report per Premises Requested			CLORS	PE1SR		109.83								
	Physical Collocation in the Remote Site - Remote Site CLLI Code Request, per CLLI Code Requested			CLORS	PE1RE		36.00								
	Remote Site DLEC Data (BRSDDD), per Compact Disk, per CO			CLORS	PE1RR		116.71								
	Physical Collocation - Security Escort for Basic Time - normally scheduled work, per half hour			CLORS	PE1BT		16.51	10.82							
	Physical Collocation - Security Escort for Overtime - outside of normally scheduled working hours on a scheduled work day, per half hour			CLORS	PE1OT		21.90	14.17							
	Physical Collocation - Security Escort for Premium Time - outside of scheduled work day, per half hour			CLORS	PE1PT		27.29	17.53							
Adjacent Remote Site Collocation															
	Remote Site-Adjacent Collocation-Application Fee			CLORS	PE1RU		755.62	755.62							
	Remote Site-Adjacent Collocation - Real Estate, per square foot			CLORS	PE1RT	0.134									
	Remote Site-Adjacent Collocation - AC Power, per breaker amp			CLORS	PE1RS	6.27									
NOTE: If Security Escort and/or Add'l Engineering Fees become necessary for adjacent remote site collocation, the Parties will negotiate appropriate rates.															
Virtual Remote Site Collocation															
	Virtual Collocation in the Remote Site - Application Fee			VE1RS	VE1RB		300.31		132.49						
	Virtual Collocation in the Remote Site - Per Bay/Rack of Space			VE1RS	VE1RC	148.11									
	Virtual Collocation in the Remote Site - Space Availability Report per Premises requested			VE1RS	VE1RR		109.83								
	Virtual Collocation in the Remote Site - Remote Site CLLI Code Request, per CLLI Code Requested			VE1RS	VE1RL		36.00								
ADJACENT COLLOCATION															
	Adjacent Collocation - Space Charge per Sq. Ft.			CLOAC	PE1JA	0.1725									
	Adjacent Collocation - Electrical Facility Charge per Linear Ft.			CLOAC	PE1JC	4.12									
	Adjacent Collocation - 2-Wire Cross-Connects			UEANL,UEQ,UEA,U CL, UAL, UHL, UDN	PE1JE	0.0176									
	Adjacent Collocation - 4-Wire Cross-Connects			UEA,UHL,UDL,UCL	PE1JF	0.0353									
	Adjacent Collocation - DS1 Cross-Connects			USL	PE1JG	0.3686									
	Adjacent Collocation - DS3 Cross-Connects			UE3	PE1JH	4.83									
	Adjacent Collocation - 2-Fiber Cross-Connect			CLOAC	PE1JJ	1.69									
	Adjacent Collocation - 4-Fiber Cross-Connect			CLOAC	PE1JK	3.31									
	Adjacent Collocation - Application Fee			CLOAC	PE1JB		1,380.83		0.50						
	Adjacent Collocation - 120V, Single Phase Standby Power Rate per AC Breaker Amp			CLOAC	PE1JL	5.16									
	Adjacent Collocation - 240V, Single Phase Standby Power Rate per AC Breaker Amp			CLOAC	PE1JM	10.34									
	Adjacent Collocation - 120V, Three Phase Standby Power Rate per AC Breaker Amp			CLOAC	PE1JN	15.50									
	Adjacent Collocation - 277V, Three Phase Standby Power Rate per AC Breaker Amp			CLOAC	PE1JO	35.79									
	Adjacent Collocation - 240V, Three Phase Standby Power Rate per AC Breaker Amp			CLOAC	PE1JD	35.79									
DIRECTORY DELIVERY															
	Each subscriber will receive one (1) copy per primary End User listing of AT&T White Pages directory in the same manner and at the same time that they are delivered to AT&T's subscribers during the annual delivery of newly published directories.														
BRANDING - DIRECTORY ASSISTANCE															
Facility Based CLEC															
	Recording and Provisioning of DA Custom Branded Announcement			AMT	CBADA		3,000.00	3,000.00							
	Loading of Custom Branded Announcement per Switch per OCN			AMT	CBADC		1,170.00	1,170.00							
Wholesale CLEC															
	Recording of DA Custom Branded Announcement						3,000.00	3,000.00							

Pricing Schedule - Georgia															
CATEGORY	RATE ELEMENTS	Interim	Zone	BCS	USOC	RATES(\$)				Svc Order Submitted Elec per LSR	Svc Order Submitted Manually per LSR	Incremental Charge - Manual Svc Order vs. Electronic-1st	Incremental Charge - Manual Svc Order vs. Electronic-Add'l	Incremental Charge - Manual Svc Order vs. Electronic-Disc 1st	Incremental Charge - Manual Svc Order vs. Electronic-Disc Add'l
						Rec	Nonrecurring		Nonrecurring Disconnect			OSS Rates(\$)			
							First	Add'l	First	Add'l	SOMECD	SOMAN	SOMAN	SOMAN	SOMAN
	Loading of DA Custom Branded Announcement per Switch per OCN						1,170.00	1,170.00							
Unbranding via OLNS for Wholesale CLEC															
	Loading of DA per OCN (1 OCN per Order)						420.00	420.00							
	Loading of DA per Switch per OCN						16.00	16.00							
DIRECTORY ASSISTANCE SERVICES															
DIRECTORY ASSISTANCE ACCESS SERVICE															
	Directory Assistance Access Service Calls, Charge Per Call					0.31									
DIRECTORY ASSISTANCE CALL COMPLETION ACCESS SERVICE (DACC)															
	Directory Assistance Call Completion Access Service (DACC), Per Call Attempt					0.10									
	Directory Assistance - Rate Reference Initial Load						5,000.00								
	Directory Assistance - Rate Reference Subsequent Load							1,500.00							
Directory Assistance Database Service (DADS)															
	Directory Assistance Database Service (DADS)-Initial Load, per listing						0.04								
	Directory Assistance Database Service (DADS)-Update, per listing						0.04								
	Directory Assistance Database Service (DADS)-Monthly Recurring Fee					150.00									
BRANDING - OPERATOR CALL PROCESSING															
Facility based CLEC															
	Recording of Custom Branded OA Announcement			AMT	CBAOS		7,000.00	7,000.00							
	Loading of Custom Branded OA Announcement per shelf/NAV per OCN			AMT	CBAOL		500.00	500.00							
Wholesale CLEC															
	Recording of Custom Branded OA Announcement						7,000.00	7,000.00							
	Loading of Custom Branded OA Announcement per shelf/NAV per OCN						500.00	500.00							
	Loading of OA Custom Branded Announcement per Switch per OCN						1,170.00	1,170.00							
Unbranding via OLNS for Wholesale CLEC															
	Loading of OA per OCN (Regional)						1,200.00	1,200.00							
INWARD OPERATOR SERVICES															
	Inward Operator Svcs - Verification, Per Minute					1.15									
	Inward Operator Services - Verification and Emergency Interrupt - Per Minute					1.15									
OPERATOR CALL PROCESSING															
	Oper. Call Processing - Oper. Provided, Per Min. - Using BST LIDB					1.20									
	Oper. Call Processing - Oper. Provided, Per Min. - Using Foreign LIDB					1.24									
	Oper. Call Processing - Fully Automated, per Call - Using BST LIDB					0.20									
	Oper. Call Processing - Fully Automated, per Call - Using Foreign LIDB					0.20									
	Operator Services - Rate Reference Initial Load						5,000.00								
	Operator Services - Rate Reference Subsequent Load							1,500.00							
STRUCTURE ACCESS															
NOTE: Urban and non-urban are defined by the Bureau of Census as follows: Urban is a city plus the closely-settled urban fringe that together have a minimum population of 50,000. Non-urban is less than 50,000. Conduit rates will apply to each passageway (innerduct). For the purpose of determining the Duct feet chargeable, the Duct considered occupied shall be measured from the center to center of adjacent Manhole(s), or from the center of a Manhole to the end of a Duct not terminated in a Manhole. The above rates are not applicable for crossings of any navigable waterway. Rates for navigable waterway crossings will be calculated on an individual case basis.															
	Poles & Ducts - Poles (\$/attachment/yr.) NON-URBAN					9.02									
	Poles & Ducts - Poles (\$/attachment/yr.) URBAN					5.98									
	Poles & Ducts - Per Foot Conduit Occupancy Fees Full Duct (\$/ft/yr.)					0.25									
	Pole Attachment Transfer Rate					41.00									
	Cable Rate					3.95									
BONA FIDE REQUEST															

Pricing Schedule - Georgia																			
CATEGORY	RATE ELEMENTS					Interim	Zone	BCS	USOC	RATES(\$)	Svc Order Submitted Elec per LSR	Svc Order Submitted Manually per LSR	Incremental Charge - Manual Svc Order vs. Electronic-1st	Incremental Charge - Manual Svc Order vs. Electronic-Add'l	Incremental Charge - Manual Svc Order vs. Electronic-Disc 1st	Incremental Charge - Manual Svc Order vs. Electronic-Disc Add'l			
									Rec	Nonrecurring		Nonrecurring Disconnect		OSS Rates(\$)					
										First	Add'l	First	Add'l	SOME C	SOMAN	SOMAN	SOMAN	SOMAN	SOMAN
		Deposit								2000.00									

Pricing Schedule - Kentucky															
CATEGORY	RATE ELEMENTS	Interim	Zone	BCS	USOC	RATES(\$)				Svc Order Submitted Elec per LSR	Svc Order Submitted Manually per LSR	Incremental Charge - Manual Svc Order vs. Electronic-1st	Incremental Charge - Manual Svc Order vs. Electronic-Add'l	Incremental Charge - Manual Svc Order vs. Electronic-Disc 1st	Incremental Charge - Manual Svc Order vs. Electronic-Disc Add'l
						Rec	Nonrecurring First	Nonrecurring Add'l	Nonrecurring Disconnect First	Nonrecurring Disconnect Add'l	SOMEc	SOMAN	SOMAN	SOMAN	SOMAN
RESALE APPLICABLE DISCOUNTS															
	Residence %					16.79									
	Business %					15.54									
	CSAs %					15.54									
OPERATIONS SUPPORT SYSTEMS (OSS) - "REGIONAL RATES"															
NOTE: (1) CLEC should contact its contract negotiator if it prefers the "state specific" OSS charges as ordered by the State Commissions. The OSS charges currently contained in this rate exhibit are the AT&T "regional" service ordering charges. CLEC may elect either the state specific Commission ordered rates for the service ordering charges, or CLEC may elect the regional service ordering charge, however, CLEC can not obtain a mixture of the two regardless if CLEC has a interconnection contract established in each of the 9 states.															
	OSS - Electronic Service Order Charge, Per Local Service Request (LSR) - Resale Only				SOMEc		3.50	0.00	3.50	0.00					
	OSS - Manual Service Order Charge, Per Local Service Request (LSR) - Resale Only				SOMAN		19.99	0.00	19.99	0.00					
ODUF/EODUF SERVICES															
OPTIONAL DAILY USAGE FILE (ODUF)															
	ODUF: Recording, per message					0.0000136									
	ODUF: Message Processing, per message					0.002506									
	ODUF: Message Processing, per Magnetic Tape provisioned					35.90									
	ODUF: Data Transmission (CONNECT:DIRECT), per message					0.00010372									
ENHANCED OPTIONAL DAILY USAGE FILE (EODUF)															
	EODUF: Message Processing, per message					0.235889									
SELECTIVE CALL ROUTING USING LINE CLASS CODES (SCR-LCC)															
	Selective Routing Per Unique Line Class Code Per Request Per Switch						93.53	93.53	15.58	15.58					
DIRECTORY ASSISTANCE CUSTOM BRANDING ANNOUNCEMENT via OLNS SOFTWARE															
	Recording of DA Custom Branded Announcement						3,000.00	3,000.00							
	Loading of DA Custom Branded Announcement per Switch per OCN						1,170.00	1,170.00							
DIRECTORY ASSISTANCE UNBRANDING via OLNS SOFTWARE															
	Loading of DA per OCN (1 OCN per Order)						420.00	420.00							
	Loading of DA per Switch per OCN						16.00	16.00							
OPERATOR ASSISTANCE CUSTOM BRANDING ANNOUNCEMENT via OLNS SOFTWARE															
	Recording of Custom Branded OA Announcement						7,000.00	7,000.00							
	Loading of Custom Branded OA Announcement per shelf/NAV per OCN						500.00	500.00							
	Loading of OA Custom Branded Announcement per Switch per OCN						1,170.00	1,170.00							
OPERATOR ASSISTANCE UNBRANDING via OLNS SOFTWARE															
	Loading of OA per OCN (Regional)						1,200.00	1,200.00							
The "Zone" shown in the sections for stand-alone loops or loops as part of a combination refers to Geographically Deaveraged UNE Zones. To view Geographically Deaveraged UNE Zone Designations by Central Office, refer to internet Website: http://w.wolesale.att.com/															
OPERATIONS SUPPORT SYSTEMS (OSS) - "REGIONAL RATES"															
NOTE: (1) CLEC should contact its contract negotiator if it prefers the "state specific" OSS charges as ordered by the State Commissions. The OSS charges currently contained in this rate exhibit are the AT&T "regional" service ordering charges. CLEC may elect either the state specific Commission ordered rates for the service ordering charges, or CLEC may elect the regional service ordering charge, however, CLEC can not obtain a mixture of the two regardless if CLEC has a interconnection contract established in each of the 9 states.															
NOTE: (2) Any element that can be ordered electronically will be billed according to the SOMEc rate listed in this category. Please refer to AT&T's Local Ordering Handbook (LOH) to determine if a product can be ordered electronically. For those elements that cannot be ordered electronically at present per the LOH, the listed SOMEc rate in this category reflects the charge that would be billed to a CLEC once electronic ordering capabilities come on-line for that element. Otherwise, the manual ordering charge, SOMAN, will be applied to a CLECs bill when it submits an LSR to AT&T.															
	OSS - Electronic Service Order Charge, Per Local Service Request (LSR) - UNE Only				SOMEc		3.50	0.00	3.50	0.00					
	OSS - Manual Service Order Charge, Per Local Service Request (LSR) - UNE Only				SOMAN		7.86	0.00	0.99	0.00					
UNE SERVICE DATE ADVANCEMENT CHARGE															
NOTE: The Expedite charge will be maintained commensurate with BellSouth's FCC No.1 Tariff, Section 5 as applicable.															

Pricing Schedule - Kentucky

Pricing Schedule - Kentucky																
CATEGORY	RATE ELEMENTS	Interim	Zone	BCS	USOC	RATES(\$)				Svc Order Submitted Elec per LSR	Svc Order Submitted Manually per LSR	Incremental Charge - Manual Svc Order vs. Electronic-1st	Incremental Charge - Manual Svc Order vs. Electronic-Add'l	Incremental Charge - Manual Svc Order vs. Electronic-Disc 1st	Incremental Charge - Manual Svc Order vs. Electronic-Disc Add'l	
						Rec	Nonrecurring		Nonrecurring Disconnect		OSS Rates(\$)					
							First	Add'l	First	Add'l	SOMEK	SOMAN	SOMAN	SOMAN	SOMAN	SOMAN
	UNE Expedite Charge per Circuit or Line Assignable USOC, per Day			UAL, UEANL, UCL, UEF, UDF, UEQ, UDL, UENTW, UDN, UEA, UHL, ULC, USL, U1T12, U1T48, U1TD1, U1TD3, U1TDX, U1TO3, U1TS1, U1TVX, UC1BC, UC1BL, UC1CC, UC1CL, UC1DC, UC1DL, UC1EC, UC1EL, UC1FC, UC1FL, UC1GC, UC1GL, UC1HC, UC1HL, UDL12, UDL48, UDL03, UDLSX, UE3, ULD12, ULD48, ULDD1, ULDD3, ULDDX, ULDO3, ULDS1, ULDVX, UNC1X, UNC3X, UNCDX, UNCNX, UNCSX, UNCVX, UNLD1, UNLD3, UXTD1, UXTD3, UXTS1, U1TUC, U1TUD, U1TUB, U1TUA, NTCVG, NTCUD, NTCD1	SDASP		200.00									
ORDER MODIFICATION CHARGE																
	Order Modification Charge (OMC)						33.37	0.00	0.00	0.00						
	Order Modification Additional Dispatch Charge (OMCAD)						150.00	0.00	0.00	0.00						
UNBUNDLED EXCHANGE ACCESS LOOP																
2-WIRE ANALOG VOICE GRADE LOOP																
	2-Wire Analog Voice Grade Loop - Service Level 1- Zone 1		1	UEANL	UEAL2	10.56	46.66	22.57	26.65	7.65						
	2-Wire Analog Voice Grade Loop - Service Level 1- Zone 2		2	UEANL	UEAL2	15.34	46.66	22.57	26.65	7.65						
	2-Wire Analog Voice Grade Loop - Service Level 1- Zone 3		3	UEANL	UEAL2	31.11	46.66	22.57	26.65	7.65						
	2-Wire Analog Voice Grade Loop - Service Level 1- Zone 1		1	UEANL	UEASL	10.56	46.66	22.57	26.65	7.65						
	2-Wire Analog Voice Grade Loop - Service Level 1- Zone 2		2	UEANL	UEASL	15.34	46.66	22.57	26.65	7.65						
	2-Wire Analog Voice Grade Loop - Service Level 1- Zone 3		3	UEANL	UEASL	31.11	46.66	22.57	26.65	7.65						
	Manual Order Coordination for UVL-SL1s (per loop)			UEANL	UEAMC		9.00	9.00								
	Order Coordination for Specified Conversion Time for UVL-SL1 (per LSR)			UEANL	OCOSL		23.01	23.01								
	Bulk Migration, per 2 Wire Voice Loop-SL1			UEANL	UREPN		46.66	22.57	26.65	7.65						
	Bulk Migration Order Coordination, per 2 Wire Voice Loop-SL1			UEANL	UREPM		9.00	9.00								
2-WIRE Unbundled COPPER LOOP																
	2-Wire Unbundled Copper Loop - Non-Designed Zone 1		1	UEQ	UEQ2X	10.58	44.97	20.89	25.64	6.65						
	2 Wire Unbundled Copper Loop - Non-Designed - Zone 2		2	UEQ	UEQ2X	11.51	44.97	20.89	25.64	6.65						
	2 Wire Unbundled Copper Loop - Non-Designed - Zone 3		3	UEQ	UEQ2X	13.19	44.97	20.89	25.64	6.65						
	Manual Order Coordination 2 Wire Unbundled Copper Loop - Non-Designed (per loop)			UEQ	USBMC		9.00	9.00								
	Bulk Migration, per 2 Wire UCL-ND			UEQ	UREPN		44.97	20.89	25.64	6.65						
	Bulk Migration Order Coordination, per 2 Wire UCL-ND			UEQ	UREPM		9.00	9.00								
UNBUNDLED EXCHANGE ACCESS LOOP																
2-WIRE ANALOG VOICE GRADE LOOP																
	Switch-As-Is Conversion rate per UNE Loop, Single LSR, (per DS0)			UEA	URES		24.96	3.52								
	Switch-As-Is Conversion rate per UNE Loop, Spreadsheet, (per DS0)			UEA	URES		26.44	5.01								
	Bulk Migration, per 2 Wire Voice Loop-SL2			UEA	UREPN		134.89	81.87								
	Bulk Migration Order Coordination, per 2 Wire Voice Loop-SL2			UEA	UREPM		0.00	0.00								
4-WIRE ANALOG VOICE GRADE LOOP																

Pricing Schedule - Kentucky											Svc Order Submitted Elec per LSR	Svc Order Submitted Manually per LSR	Incremental Charge - Manual Svc Order vs. Electronic-1st	Incremental Charge - Manual Svc Order vs. Electronic-Add'l	Incremental Charge - Manual Svc Order vs. Electronic-Disc 1st	Incremental Charge - Manual Svc Order vs. Electronic-Disc Add'l
CATEGORY	RATE ELEMENTS	Interim	Zone	BCS	USOC	RATES(\$)										
						Rec	Nonrecurring		Nonrecurring Disconnect				OSS Rates(\$)			
							First	Add'l	First	Add'l	SOMECE	SOMAN	SOMAN	SOMAN	SOMAN	SOMAN
	4-Wire Analog Voice Grade Loop - Zone 1		1	UEA	UEAL4	29.26	164.11	112.36	78.91	18.66						
	4-Wire Analog Voice Grade Loop - Zone 2		2	UEA	UEAL4	34.25	164.11	112.36	78.91	18.66						
	4-Wire Analog Voice Grade Loop - Zone 3		3	UEA	UEAL4	85.06	164.11	112.36	78.91	18.66						
	Switch-As-Is Conversion rate per UNE Loop, Single LSR, (per DS0)			UEA	URES		24.96	3.52								
	Switch-As-Is Conversion rate per UNE Loop, Spreadsheet, (per DS0)			UEA	URES		26.44	5.01								
2-WIRE ISDN DIGITAL GRADE LOOP																
	2-Wire ISDN Digital Grade Loop - Zone 1		1	UDN	U1L2X	18.44	146.77	95.02	71.38	13.83						
	2-Wire ISDN Digital Grade Loop - Zone 2		2	UDN	U1L2X	25.08	146.77	95.02	71.38	13.83						
	2-Wire ISDN Digital Grade Loop - Zone 3		3	UDN	U1L2X	42.87	146.77	95.02	71.38	13.83						
2-WIRE ASYMMETRICAL DIGITAL SUBSCRIBER LINE (ADSL) COMPATIBLE LOOP																
	2 Wire Unbundled ADSL Loop including manual service inquiry & facility reservation - Zone 1		1	UAL	UAL2X	10.82	141.98	79.73	69.02	11.47						
	2 Wire Unbundled ADSL Loop including manual service inquiry & facility reservation - Zone 2		2	UAL	UAL2X	11.79	141.98	79.73	69.02	11.47						
	2 Wire Unbundled ADSL Loop including manual service inquiry & facility reservation - Zone 3		3	UAL	UAL2X	12.87	141.98	79.73	69.02	11.47						
	2 Wire Unbundled ADSL Loop without manual service inquiry & facility reservation - Zone 1		1	UAL	UAL2W	10.82	121.18	69.00	69.09	11.54						
	2 Wire Unbundled ADSL Loop without manual service inquiry & facility reservation - Zone 2		2	UAL	UAL2W	11.79	121.18	69.00	69.09	11.54						
	2 Wire Unbundled ADSL Loop without manual service inquiry & facility reservation - Zone 3		3	UAL	UAL2W	12.87	121.18	69.00	69.09	11.54						
2-WIRE HIGH BIT RATE DIGITAL SUBSCRIBER LINE (HDSL) COMPATIBLE LOOP																
	2 Wire Unbundled HDSL Loop including manual service inquiry & facility reservation - Zone 1		1	UHL	UHL2X	8.75	151.54	89.29	69.09	11.54						
	2 Wire Unbundled HDSL Loop including manual service inquiry & facility reservation - Zone 2		2	UHL	UHL2X	9.56	151.54	89.29	69.09	11.54						
	2 Wire Unbundled HDSL Loop including manual service inquiry & facility reservation - Zone 3		3	UHL	UHL2X	10.61	151.54	89.29	69.09	11.54						
	2 Wire Unbundled HDSL Loop without manual service inquiry and facility reservation - Zone 1		1	UHL	UHL2W	8.75	130.74	78.56	69.09	11.54						
	2 Wire Unbundled HDSL Loop without manual service inquiry and facility reservation - Zone 2		2	UHL	UHL2W	9.56	130.74	78.56	69.09	11.54						
	2 Wire Unbundled HDSL Loop without manual service inquiry and facility reservation - Zone 3		3	UHL	UHL2W	10.61	130.74	78.56	69.09	11.54						
4-WIRE HIGH BIT RATE DIGITAL SUBSCRIBER LINE (HDSL) COMPATIBLE LOOP																
	4 Wire Unbundled HDSL Loop including manual service inquiry and facility reservation - Zone 1		1	UHL	UHL4X	13.95	185.75	123.50	74.95	14.69						
	4-Wire Unbundled HDSL Loop including manual service inquiry and facility reservation - Zone 2		2	UHL	UHL4X	15.68	185.75	123.50	74.95	14.69						
	4-Wire Unbundled HDSL Loop including manual service inquiry and facility reservation - Zone 3		3	UHL	UHL4X	16.98	185.75	123.50	74.95	14.69						
	4-Wire Unbundled HDSL Loop without manual service inquiry and facility reservation - Zone 1		1	UHL	UHL4W	13.95	164.95	114.04	77.32	15.80						
	4-Wire Unbundled HDSL Loop without manual service inquiry and facility reservation - Zone 2		2	UHL	UHL4W	15.68	164.95	114.04	77.32	15.80						
	4-Wire Unbundled HDSL Loop without manual service inquiry and facility reservation - Zone 3		3	UHL	UHL4W	16.98	164.95	114.04	77.32	15.80						
4-WIRE DS1 DIGITAL LOOP																
	4-Wire DS1 Digital Loop - Zone 1		1	USL	USLXX	86.47	306.69	174.44	65.83	14.55						
	4-Wire DS1 Digital Loop - Zone 2		2	USL	USLXX	114.10	306.69	174.44	65.83	14.55						
	4-Wire DS1 Digital Loop - Zone 3		3	USL	USLXX	297.76	306.69	174.44	65.83	14.55						
	Switch-As-Is Conversion rate per UNE Loop, Single LSR, (per DS1)			USL	URES		24.96	3.52								
	Switch-As-Is Conversion rate per UNE Loop, Spreadsheet, (per DS1)			USL	URES		26.44	5.01								
2-WIRE Unbundled COPPER LOOP																
	2-Wire Unbundled Copper Loop-Designed including manual service inquiry & facility reservation - Zone 1		1	UCL	UCLPB	10.82	140.95	78.70	69.09	11.54						
	2-Wire Unbundled Copper Loop-Designed including manual service inquiry & facility reservation - Zone 2		2	UCL	UCLPB	11.79	140.95	78.70	69.09	11.54						

Pricing Schedule - Kentucky															
CATEGORY	RATE ELEMENTS	Interim	Zone	BCS	USOC	RATES(\$)				Svc Order Submitted Elec per LSR	Svc Order Submitted Manually per LSR	Incremental Charge - Manual Svc Order vs. Electronic- 1st	Incremental Charge - Manual Svc Order vs. Electronic- Add'l	Incremental Charge - Manual Svc Order vs. Electronic- Disc 1st	Incremental Charge - Manual Svc Order vs. Electronic- Disc Add'l
						Rec	Nonrecurring		Nonrecurring Disconnect				OSS Rates(\$)		
							First	Add'l	First	Add'l	SOMEK	SOMAN	SOMAN	SOMAN	SOMAN
	2-Wire Unbundled Copper Loop-Designed including manual service inquiry & facility reservation - Zone 3		3	UCL	UCLPB	12.87	140.95	78.70	69.09	11.54					
	2-Wire Unbundled Copper Loop-Designed without manual service inquiry and facility reservation - Zone 1		1	UCL	UCLPW	10.82	120.15	67.97	69.09	11.54					
	2-Wire Unbundled Copper Loop-Designed without manual service inquiry and facility reservation - Zone 2		2	UCL	UCLPW	11.79	120.15	67.97	69.09	11.54					
	2-Wire Unbundled Copper Loop-Designed without manual service inquiry and facility reservation - Zone 3		3	UCL	UCLPW	12.87	120.15	67.97	69.09	11.54					
	Order Coordination for Unbundled Copper Loops (per loop)			UCL	UCLMC		9.00	9.00							
4-WIRE COPPER LOOP															
	4-Wire Copper Loop-Designed including manual service inquiry and facility reservation - Zone 1		1	UCL	UCL4S	16.92	170.31	108.06	74.95	14.69					
	4-Wire Copper Loop-Designed including manual service inquiry and facility reservation - Zone 2		2	UCL	UCL4S	17.36	170.31	108.06	74.95	14.69					
	4-Wire Copper Loop-Designed including manual service inquiry and facility reservation - Zone 3		3	UCL	UCL4S	28.10	170.31	108.06	74.95	14.69					
	4-Wire Copper Loop-Designed without manual service inquiry and facility reservation - Zone 1		1	UCL	UCL4W	16.92	149.52	97.33	74.95	14.69					
	4-Wire Copper Loop-Designed without manual service inquiry and facility reservation - Zone 2		2	UCL	UCL4W	17.36	149.52	97.33	74.95	14.69					
	4-Wire Copper Loop-Designed without manual service inquiry and facility reservation - Zone 3		3	UCL	UCL4W	28.10	149.52	97.33	74.95	14.69					
	Order Coordination for Unbundled Copper Loops (per loop)			UCL	UCLMC		9.00	9.00							
	Order Coordination for Specified Conversion Time (per LSR)			UEA, UDN, UAL, UHL, UDL, USL	OCOSL		23.01								
UNE LOOP COMMINGLING															
2-WIRE ANALOG VOICE GRADE LOOP - COMMINGLING															
	2-Wire Analog Voice Grade Loop - Service Level 2 w/Loop or Ground Start Signaling - Zone 1		1	NTCVG	UEAL2	12.67	134.89	81.87	73.65	14.88					
	2-Wire Analog Voice Grade Loop - Service Level 2 w/Loop or Ground Start Signaling - Zone 2		2	NTCVG	UEAL2	17.45	134.89	81.87	73.65	14.88					
	2-Wire Analog Voice Grade Loop - Service Level 2 w/Loop or Ground Start Signaling - Zone 3		3	NTCVG	UEAL2	33.22	134.89	81.87	73.65	14.88					
	2-Wire Analog Voice Grade Loop - Service Level 2 w/Reverse Battery Signaling - Zone 1		1	NTCVG	UEAR2	12.67	134.89	81.87	73.65	14.88					
	2-Wire Analog Voice Grade Loop - Service Level 2 w/Reverse Battery Signaling - Zone 2		2	NTCVG	UEAR2	17.45	134.89	81.87	73.65	14.88					
	2-Wire Analog Voice Grade Loop - Service Level 2 w/Reverse Battery Signaling - Zone 3		3	NTCVG	UEAR2	33.22	134.89	81.87	73.65	14.88					
	Switch-As-Is Conversion rate per UNE Loop, Single LSR, (per DS0)			NTCVG	URES		24.96	3.52							
	Switch-As-Is Conversion rate per UNE Loop, Spreadsheet, (per DS0)			NTCVG	URES		26.44	5.01							
	Loop Tagging - Service Level 2 (SL2)			NTCVG	URETL		11.21	1.10							
4-WIRE ANALOG VOICE GRADE LOOP - COMMINGLING															
	4-Wire Analog Voice Grade Loop - Zone 1		1	NTCVG	UEAL4	29.26	164.11	112.36	78.91	18.66					
	4-Wire Analog Voice Grade Loop - Zone 2		2	NTCVG	UEAL4	34.25	164.11	112.36	78.91	18.66					
	4-Wire Analog Voice Grade Loop - Zone 3		3	NTCVG	UEAL4	85.06	164.11	112.36	78.91	18.66					
	Switch-As-Is Conversion rate per UNE Loop, Single LSR, (per DS0)			NTCVG	URES		24.96	3.52							
	Switch-As-Is Conversion rate per UNE Loop, Spreadsheet, (per DS0)			NTCVG	URES		26.44	5.01							
4-WIRE DS1 DIGITAL LOOP - COMMINGLING															
	4-Wire DS1 Digital Loop - Zone 1		1	NTCD1	USLXX	86.47	306.69	174.44	65.83	14.55					
	4-Wire DS1 Digital Loop - Zone 2		2	NTCD1	USLXX	114.10	306.69	174.44	65.83	14.55					
	4-Wire DS1 Digital Loop - Zone 3		3	NTCD1	USLXX	297.76	306.69	174.44	65.83	14.55					
	Switch-As-Is Conversion rate per UNE Loop, Single LSR, (per DS1)			NTCD1	URES		24.96	3.52							
	Switch-As-Is Conversion rate per UNE Loop, Spreadsheet, (per DS1)			NTCD1	URES		26.44	5.01							
4-WIRE 19.2, 56 OR 64 KBPS DIGITAL GRADE LOOP - COMMINGLING															
	4-Wire Unbundled Digital Loop 2.4 Kbps - Zone 1		1	NTCUD	UDL2X	27.59	157.81	106.06	78.91	18.66					
	4-Wire Unbundled Digital Loop 2.4 Kbps - Zone 2		2	NTCUD	UDL2X	32.48	157.81	106.06	78.91	18.66					
	4-Wire Unbundled Digital Loop 2.4 Kbps - Zone 3		3	NTCUD	UDL2X	36.37	157.81	106.06	78.91	18.66					

Pricing Schedule - Kentucky

CATEGORY	RATE ELEMENTS	Interim	Zone	BCS	USOC	RATES(\$)	Svc Order Submitted Elec per LSR	Svc Order Submitted Manually per LSR	Incremental Charge - Manual Svc Order vs. Electronic-1st	Incremental Charge - Manual Svc Order vs. Electronic-Add'l	Incremental Charge - Manual Svc Order vs. Electronic-Disc 1st	Incremental Charge - Manual Svc Order vs. Electronic-Disc Add'l					
						Rec	Nonrecurring		Nonrecurring Disconnect		OSS Rates(\$)						
							First	Add'l	First	Add'l	SOMECE	SOMAN	SOMAN	SOMAN	SOMAN	SOMAN	
	4 Wire Unbundled Digital Loop 4.8 Kbps - Zone 1		1	NTCUD	UDL4X	27.59	157.81	106.06	78.91	18.66							
	4 Wire Unbundled Digital Loop 4.8 Kbps - Zone 2		2	NTCUD	UDL4X	32.48	157.81	106.06	78.91	18.66							
	4 Wire Unbundled Digital Loop 4.8 Kbps - Zone 3		3	NTCUD	UDL4X	36.37	157.81	106.06	78.91	18.66							
	4 Wire Unbundled Digital Loop 9.6 Kbps - Zone 1		1	NTCUD	UDL9X	27.59	157.81	106.06	78.91	18.66							
	4 Wire Unbundled Digital Loop 9.6 Kbps - Zone 2		2	NTCUD	UDL9X	32.48	157.81	106.06	78.91	18.66							
	4 Wire Unbundled Digital Loop 9.6 Kbps - Zone 3		3	NTCUD	UDL9X	36.37	157.81	106.06	78.91	18.66							
	4 Wire Unbundled Digital 19.2 Kbps - Zone 1		1	NTCUD	UDL19	27.59	157.81	106.06	78.91	18.66							
	4 Wire Unbundled Digital 19.2 Kbps - Zone 2		2	NTCUD	UDL19	32.48	157.81	106.06	78.91	18.66							
	4 Wire Unbundled Digital 19.2 Kbps - Zone 3		3	NTCUD	UDL19	36.37	157.81	106.06	78.91	18.66							
	4 Wire Unbundled Digital Loop 56 Kbps - Zone 1		1	NTCUD	UDL56	27.59	157.81	106.06	78.91	18.66							
	4 Wire Unbundled Digital Loop 56 Kbps - Zone 2		2	NTCUD	UDL56	32.48	157.81	106.06	78.91	18.66							
	4 Wire Unbundled Digital Loop 56 Kbps - Zone 3		3	NTCUD	UDL56	36.37	157.81	106.06	78.91	18.66							
	4 Wire Unbundled Digital Loop 64 Kbps - Zone 1		1	NTCUD	UDL64	27.59	157.81	106.06	78.91	18.66							
	4 Wire Unbundled Digital Loop 64 Kbps - Zone 2		2	NTCUD	UDL64	32.48	157.81	106.06	78.91	18.66							
	4 Wire Unbundled Digital Loop 64 Kbps - Zone 3		3	NTCUD	UDL64	36.37	157.81	106.06	78.91	18.66							
	Switch-As-Is Conversion rate per UNE Loop, Single LSR, (per DS0)			NTCUD	URES		24.96	3.52									
	Switch-As-Is Conversion rate per UNE Loop, Spreadsheet, (per DS0)			NTCUD	URES		26.44	5.01									
	Order Coordination for Specified Conversion Time (per LSR)			NTCVG, NTCUD, NTCDD1	OCOSL		23.01										
MAINTENANCE OF SERVICE																	
				UDC, UEA, UDL, UDN, USL, UAL, UHL, UCL, NTCVG, NTCUD, NTCDD1, U1TD1, U1TD3, U1TDX, U1TS1, U1TVX, UDF, UDFCX, UDLSX, UE3, ULDD1, ULDD3, ULDDX, ULDS1, ULDVX, UNC1X, UNC3X, UNCDX, UNCSX, UNCVX, ULS	MVVBT		80.00	55.00									
	Maintenance of Service Charge, Basic Time, per half hour																
				UDC, UEA, UDL, UDN, USL, UAL, UHL, UCL, NTCVG, NTCUD, NTCDD1, U1TD1, U1TD3, U1TDX, U1TS1, U1TVX, UDF, UDFCX, UDLSX, UE3, ULDD1, ULDD3, ULDDX, ULDS1, ULDVX, UNC1X, UNC3X, UNCDX, UNCSX, UNCVX, ULS	MVVOT		90.00	65.00									
	Maintenance of Service Charge, Overtime, per half hour																
				UDC, UEA, UDL, UDN, USL, UAL, UHL, UCL, NTCVG, NTCUD, NTCDD1, U1TD1, U1TD3, U1TDX, U1TS1, U1TVX, UDF, UDFCX, UDLSX, UE3, ULDD1, ULDD3, ULDDX, ULDS1, ULDVX, UNC1X, UNC3X, UNCDX, UNCSX, UNCVX, ULS	MVVPT		100.00	75.00									
	Maintenance of Service Charge, Premium, per half hour																

Pricing Schedule - Kentucky															
CATEGORY	RATE ELEMENTS	Interim	Zone	BCS	USOC	RATES(\$)				Svc Order Submitted Elec per LSR	Svc Order Submitted Manually per LSR	Incremental Charge - Manual Svc Order vs. Electronic-1st	Incremental Charge - Manual Svc Order vs. Electronic-Add'l	Incremental Charge - Manual Svc Order vs. Electronic-Disc 1st	Incremental Charge - Manual Svc Order vs. Electronic-Disc Add'l
						Rec	Nonrecurring		Nonrecurring Disconnect				OSS Rates(\$)		
							First	Add'l	First	Add'l	SOMEK	SOMAN	SOMAN	SOMAN	SOMAN
LOOP MODIFICATION															
	Unbundled Loop Modification, Removal of Load Coils - 2 Wire pair less than or equal to 18k ft, per Unbundled Loop			UAL, UHL, UCL, UEQ, ULS, UEA, UEANL, UEPSR, UEPSB	ULM2L		9.24	9.24							
	Unbundled Loop Modification Removal of Load Coils - 4 Wire less than or equal to 18K ft, per Unbundled Loop			UHL, UCL, UEA	ULM4L		9.24	9.24							
	Unbundled Loop Modification Removal of Bridged Tap Removal, per unbundled loop			UAL, UHL, UCL, UEQ, ULS, UEA, UEANL, UEPSR, UEPSB	ULMBT		10.47	10.47							
SUB-LOOPS															
Sub-Loop Distribution															
	Order Coordination for Unbundled Sub-Loops, per sub-loop pair			UEANL	USBMC		9.00	9.00							
	Order Coordination for Unbundled Sub-Loops, per sub-loop pair			UEANL	USBMC		9.00	9.00							
	Order Coordination for Unbundled Sub-Loops, per sub-loop pair			UEANL	USBMC		9.00	9.00							
	Order Coordination for Unbundled Sub-Loops, per sub-loop pair			UEANL	USBMC		9.00	9.00							
	Order Coordination for Unbundled Sub-Loops, per sub-loop pair			UEF	USBMC		9.00	9.00							
	Order Coordination for Unbundled Sub-Loops, per sub-loop pair			UEF	USBMC		9.00	9.00							
Unbundled Sub-Loop Modification															
	Unbundled Sub-Loop Modification - 2-W Copper Dist Load Coil/Equip Removal per 2-W PR			UEF	ULM2X		5.23	5.23							
	Unbundled Sub-loop Modification - 4-W Copper Dist Load Coil/Equip Removal per 4-W PR			UEF	ULM4X		5.23	5.23							
	Unbundled Loop Modification, Removal of Bridge Tap, per unbundled loop			UEF	ULMBT		7.97	7.97							
Unbundled Network Terminating Wire (UNTW)															
Network Interface Device (NID)															
	Network Interface Device (NID) - 1-2 lines			UENTW	UND12		73.53	49.47							
	Network Interface Device (NID) - 1-6 lines			UENTW	UND16		115.96	91.91							
	Network Interface Device Cross Connect - 2 W			UENTW	UNDC2		8.56	8.56							
	Network Interface Device Cross Connect - 4W			UENTW	UNDC4		8.56	8.56							
UNE OTHER, PROVISIONING ONLY - NO RATE															
	Unbundled Contact Name, Provisioning Only - no rate			UAL, UCL, UDC, UDL, UDN, UEA, UHL, UEANL, UEF, UEQ, UENTW, NTCVG, NTCUD, NTCDD1, USL	UNECN	0.00	0.00								
	Unbundled DS1 Loop - Superframe Format Option - no rate			USL, NTCDD1	CCOSF		0.00								
	Unbundled DS1 Loop - Expanded Superframe Format option - no rate			USL, NTCDD1	CCOEF		0.00								
	NID - Dispatch and Service Order for NID installation			UENTW	UNDBX	0.00	0.00								
LOOP MAKE-UP															
	Loop Makeup - Preordering Without Reservation, per working or spare facility queried (Manual).			UMK	UMKLW		23.40	23.40							
	Loop Makeup - Preordering With Reservation, per spare facility queried (Manual).			UMK	UMKLP		24.85	24.85							
	Loop Makeup--With or Without Reservation, per working or spare facility queried (Mechanized)			UMK	UMKMQ		0.67	0.67							
LINE SPLITTING															
END USER ORDERING-CENTRAL OFFICE BASED															
	Line Splitting - per line activation DLEC owned splitter			UEPSR UEPSB	UREOS	0.61									
	Line Splitting - per line activation AT&T owned - physical			UEPSR UEPSB	UREBP	0.61	37.02	21.20	21.10	9.87					
	Line Splitting - per line activation AT&T owned - virtual			UEPSR UEPSB	UREBV	0.61	37.02	21.20	21.10	9.87					
END USER ORDERING - REMOTE SITE LINE SPLITTING															
	Remote Site Shared Loop Line Activation for End Users - CLEC Owned Splitter			UEPSR UEPSB	URERS	0.61	56.73	22.96	7.20	7.20					

Pricing Schedule - Kentucky															
CATEGORY	RATE ELEMENTS	Interim	Zone	BCS	USOC	RATES(\$)				Svc Order Submitted Elec per LSR	Svc Order Submitted Manually per LSR	Incremental Charge - Manual Svc Order vs. Electronic- 1st	Incremental Charge - Manual Svc Order vs. Electronic- Add'l	Incremental Charge - Manual Svc Order vs. Electronic- Disc 1st	Incremental Charge - Manual Svc Order vs. Electronic- Disc Add'l
						Rec	Nonrecurring		Nonrecurring Disconnect				OSS Rates(\$)		
							First	Add'l	First	Add'l	SOMECE	SOMAN	SOMAN	SOMAN	SOMAN
	Remote Site Shared Loop - Subsequent Activity - CLEC Owned Splitter			UEPSR UEPSB	URERA		53.73	21.31							
UNBUNDLED EXCHANGE ACCESS LOOP															
2-WIRE ANALOG VOICE GRADE LOOP															
	2 Wire Analog Voice Grade Loop-Service Level 1-Line Splitting- Zone 1		1	UEPSR UEPSB	UEALS	10.56	46.66	22.57	26.65	7.65					
	2 Wire Analog Voice Grade Loop-Service Level 1-Line Splitting- Zone 1		1	UEPSR UEPSB	UEABS	10.56	46.66	22.57	26.65	7.65					
	2 Wire Analog Voice Grade Loop- Service Level 1-Line Splitting- Zone 2		2	UEPSR UEPSB	UEALS	15.34	46.66	22.57	26.65	7.65					
	2 Wire Analog Voice Grade Loop- Service Level 1-Line Splitting- Zone 2		2	UEPSR UEPSB	UEABS	15.34	46.66	22.57	26.65	7.65					
	2 Wire Analog Voice Grade Loop-Service Level 1-Line Splitting- Zone 3		3	UEPSR UEPSB	UEALS	31.11	46.66	22.57	26.65	7.65					
	2 Wire Analog Voice Grade Loop-Service Level 1-Line Splitting- Zone 3		3	UEPSR UEPSB	UEABS	31.11	46.66	22.57	26.65	7.65					
	Remote Site 2 Wire Analog Voice Grade Loop -Service Level 1-Line Splitting - CLEC Owned Splitter - Zone 1		1	UEPSR UEPSB	UEARS	6.34	85.03	39.05	59.81	7.90					
	Remote Site 2 Wire Analog Voice Grade Loop -Service Level 1-Line Splitting - CLEC Owned Splitter - Zone 2		2	UEPSR UEPSB	UEARS	9.06	85.03	39.05	59.81	7.90					
	Remote Site 2 Wire Analog Voice Grade Loop -Service Level 1-Line Splitting - CLEC Owned Splitter - Zone 3		3	UEPSR UEPSB	UEARS	14.82	85.03	39.05	59.81	7.90					
PHYSICAL COLLOCATION															
	Physical Collocation-2 Wire Cross Connects (Loop) for Line Splitting			UEPSR UEPSB	PE1LS	0.0333	24.68	23.68	12.14	10.95					
VIRTUAL COLLOCATION															
	Virtual Collocation-2 Wire Cross Connects (Loop) for Line Splitting			UEPSR UEPSB	VE1LS	0.0309	24.68	23.68	12.14	10.95					
UNBUNDLED DEDICATED TRANSPORT															
INTEROFFICE CHANNEL - DEDICATED TRANSPORT															
	Interoffice Channel - DS1 - per mile			U1TD1	1L5XX	0.23									
	Interoffice Channel - DS1 - Facility Termination			U1TD1	U1TF1	96.04	105.52	98.46	23.09	20.49					
	Interoffice Channel - DS3 - per mile			U1TD3	1L5XX	4.97									
	Interoffice Channel - DS3 - Facility Termination			U1TD3	U1TF3	1,175.15	335.40	219.24	89.57	87.75					
UNBUNDLED DARK FIBER															
	Dark Fiber - Interoffice Transport, Per Four Fiber Strands, Per Route Mile Or Fraction Thereof			UDF	1L5DF	30.74									
	Dark Fiber - Interoffice Transport, Per Four Fiber Strands, Per Route Mile Or Fraction Thereof			UDF	UDF14		732.53	192.67	377.27	241.67					
HIGH CAPACITY UNBUNDLED LOCAL LOOP															
DS3/UNBUNDLED LOCAL LOOP - Stand Alone															
	DS3 Unbundled Local Loop - per mile			UE3	1L5ND	9.25									
	DS3 Unbundled Local Loop - Facility Termination			UE3	UE3PX	308.31	551.38	338.08	173.00	120.42					
ENHANCED EXTENDED LINK (EELS)															
Network Elements Used in Combinations															
	4-Wire Analog Voice Grade Loop in Combination - Zone 1		1	UNCVX	UEAL4	29.26	125.22	60.48	59.69	7.84					
	4-Wire Analog Voice Grade Loop in Combination - Zone 2		2	UNCVX	UEAL4	34.25	125.22	60.48	59.69	7.84					
	4-Wire Analog Voice Grade Loop in Combination - Zone 3		3	UNCVX	UEAL4	85.06	125.22	60.48	59.69	7.84					
	4-Wire DS1 Digital Loop in Combination - Zone 1		1	UNC1X	USLXX	86.47	210.70	114.60	63.96	17.97					
	4-Wire DS1 Digital Loop in Combination - Zone 2		2	UNC1X	USLXX	114.10	210.70	114.60	63.96	17.97					
	4-Wire DS1 Digital Loop in Combination - Zone 3		3	UNC1X	USLXX	297.76	210.70	114.60	63.96	17.97					
	DS3 Local Loop in combination - per mile			UNC3X	1L5ND	9.25									
	DS3 Local Loop in combination - Facility Termination			UNC3X	UE3PX	308.31	237.36	147.69	83.43	32.67					
	Interoffice Channel in combination - DS1 - per mile			UNC1X	1L5XX	0.19									
	Interoffice Channel in combination - DS1 Facility Termination			UNC1X	U1TF1	79.02	181.24	123.53	56.72	22.32					
	Interoffice Channel in combination - DS3 - per mile			UNC3X	1L5XX	4.09									
	Interoffice Channel in combination - DS3 - Facility Termination			UNC3X	U1TF3	966.89	350.56	141.58	48.00	23.39					
ADDITIONAL NETWORK ELEMENTS															
Optional Features & Functions:															
	Clear Channel Capability Extended Frame Option - per DS1	I		U1TD1, UNC1X	CCOEF		0.00	0.00	0.00	0.00					
	Clear Channel Capability Super FrameOption - per DS1	I		U1TD1,UNC1X	CCOSF		0.00	0.00	0.00	0.00					
	Clear Channel Capability (SF/ESF) Option - Subsequent Activity - per DS1	I		U1TD1, UNC1X, USL	NRCCC		184.91	23.82	1.99	0.78					

Pricing Schedule - Kentucky															
CATEGORY	RATE ELEMENTS	Interim	Zone	BCS	USOC	RATES(\$)				Svc Order Submitted Elec per LSR	Svc Order Submitted Manually per LSR	Incremental Charge - Manual Svc Order vs. Electronic-1st	Incremental Charge - Manual Svc Order vs. Electronic-Add'l	Incremental Charge - Manual Svc Order vs. Electronic-Disc 1st	Incremental Charge - Manual Svc Order vs. Electronic-Disc Add'l
						Rec	Nonrecurring		Nonrecurring Disconnect		OSS Rates(\$)				
							First	Add'l	First	Add'l	SOMECS	SOMAN	SOMAN	SOMAN	SOMAN
	C-bit Parity Option - Subsequent Activity - per DS3	i		U1TD3, UE3, UNC3X	NRCC3		205.70	7.20	0.6924	0.00					
	DS1/DS0 Channel System			UNC1X	MQ1	113.33	57.26	14.74	1.86	1.67					
	DS3/DS1Channel System			UNC3X	MQ3	158.20	115.48	56.53	15.12	5.30					
	Voice Grade COCI in combination			UNCVX	1D1VG	0.6228	6.71	4.84							
	Voice Grade COCI - for 2W-SL2 & 4W Voice Grade Local Loop			UEA	1D1VG	0.6228	6.71	4.84							
	DS1 COCI in combination			UNC1X	UC1D1	11.80	6.71	4.84							
	DS1 COCI - for Stand Alone Interoffice Channel			U1TD1	UC1D1	11.80	6.71	4.84							
	DS1 COCI - for DS1 Local Loop			USL, NTCD1	UC1D1	11.80	6.71	4.84							
	Wholesale - UNE, Switch-As-Is Conversion Charge			UNCVX, UNC1X, XDH1X, HFQC6, XDD2X,-XDV6X,	UNCCC		8.98	8.98							
	Unbundled Misc Rate Element, SNE SAI, Single Network Element - Switch As Is Non-recurring Charge, per circuit (LSR)	i		U1TVX, U1TD3, UDF, UE3	URES		36.80	16.10							
	Unbundled Misc Rate Element, SNE SAI, Single Network Element - Switch As Is Non-recurring Charge, incremental charge per circuit on a spreadsheet	i		U1TVX, U1TD3, UDF, UE3	URES		1.49	1.49							
Service Rearrangements															
	NRC - Order Coordination Specific Time - Dedicated Transport	I		UNC1X, UNC3X	OCOSR		18.87	18.87							
COMMINGLING															
	Commingling Authorization			UNCVX, UNC1X, UNC3X, U1TD3, UE3, U1TVX,	CMGAU	0.00	0.00	0.00	0.00	0.00					
Commingled (UNE part of single bandwidth circuit)															
	Commingled VG COCI			XDV2X	1D1VG	0.6228	10.07	7.08							
	Commingled 4-wire Local Loop Zone 1		1	XDV6X	UEAL4	29.26	164.11	122.36	78.91	18.66					
	Commingled 4-wire Local Loop Zone 2		2	XDV6X	UEAL4	34.25	164.11	112.36	78.91	18.66					
	Commingled 4-wire Local Loop Zone 3		3	XDV6X	UEAL4	85.06	164.11	112.36	78.91	18.66					
	Commingled DS1 COCI			XDH1X	UC1D1	11.80	10.07	7.08							
	Commingled DS1 Interoffice Channel			XDH1X	U1TF1	96.04	105.52	98.46	23.09	20.49					
	Commingled DS1 Interoffice Channel Mileage			XDH1X	1L5XX	0.23									
	Commingled DS1/DS0 Channel System			XDH1X	MQ1	113.33	101.4	71.6	13.79	13.04					
	Commingled DS1 Local Loop Zone 1		1	XDH1X	USLXX	86.47	306.69	174.44	65.83	14.55					
	Commingled DS1 Local Loop Zone 2		2	XDH1X	USLXX	114.10	306.69	174.44	65.83	14.55					
	Commingled DS1 Local Loop Zone 3		3	XDH1X	USLXX	297.76	306.69	174.44	65.83	14.55					
	Commingled DS3 Local Loop			HFQC6	UE3PX	308.31	551.38	338.08	173	120.42					
	Commingled DS3/DS1 Channel System			HFQC6	MQ3	158.20	199.23	118.62	50.16	48.59					
	Commingled DS3 Interoffice Channel			HFQC6	U1TF3	1,175.15	335.4	219.24	89.57	87.75					
	Commingled DS3 Interoffice Channel Mileage			HFQC6	1L5XX	4.97									
	UNE to Commingled Conversion Tracking			XDH1X, HFQC6	CMGUN	0.00	0.00	0.00	0.00	0.00					
	SPA to Commingled Conversion Tracking			XDH1X, HFQC6	CMGSP	0.00	0.00	0.00	0.00	0.00					
LNP Query Service															
	LNP Charge Per query					0.0008695									
	LNP Service Establishment Manual						13.82	13.82	12.71	12.71					
	LNP Service Provisioning with Point Code Establishment						953.27	487.00	431.95	317.61					
911 PBX LOCATE															
911 PBX LOCATE DATABASE CAPABILITY															
	Service Establishment per CLEC per End User Account			9PBDC	9PBEU		1,814.00								
	Changes to TN Range or Customer Profile			9PBDC	9PBTN		181.57								
	Per Telephone Number (Monthly)			9PBDC	9PBMM	0.07									
	Change Company (Service Provider) ID			9PBDC	9PBPC		533.00								
	PBX Locate Service Support per CLEC (Monthlt)			9PBDC	9PBMR	179.88									
	Service Order Charge			9PBDC	9PBSC		7.86								
911 PBX LOCATE TRANSPORT COMPONENT															
See Att 3															
Emergency Number Services															
911 trunk rates are included in the Facility cost via the General Subscriber Services Tariff (GSST) and the Switched Access Service Tariff.															
Note: Rates displaying an "I" in Interim column are interim as a result of a Commission order.															
LOCAL INTERCONNECTION (CALL TRANSPORT AND TERMINATION)															

Pricing Schedule - Kentucky															
CATEGORY	RATE ELEMENTS	Interim	Zone	BCS	USOC	RATES(\$)				Svc Order Submitted Elec per LSR	Svc Order Submitted Manually per LSR	Incremental Charge - Manual Svc Order vs. Electronic- 1st	Incremental Charge - Manual Svc Order vs. Electronic- Add'l	Incremental Charge - Manual Svc Order vs. Electronic- Disc 1st	Incremental Charge - Manual Svc Order vs. Electronic- Disc Add'l
						Rec	Nonrecurring		Nonrecurring Disconnect			OSS Rates(\$)			
							First	Add'l	First	Add'l	SOMEK	SOMAN	SOMAN	SOMAN	SOMAN
ISP-BOUND TRAFFIC															
	ISP-Bound, per MOU					0.0007									
END OFFICE SWITCHING															
	End Office Switching Function, per MOU					0.0014083									
TANDEM SWITCHING															
	Tandem Switching Function Per MOU					0.0006772									
	Multiple Tandem Switching, per MOU (applies to initial tandem only)					0.0006772									
TRUNK CHARGE															
	Installation Trunk Side Service - per DS0			OHD	TPP6X		21.58	8.13							
	Installation Trunk Side Service - per DS0			OHD	TPP9X		21.58	8.13							
	Dedicated End Office Trunk Port Service-per DS0**			OHD	TDEOP	0.00									
	Dedicated End Office Trunk Port Service-per DS1**			OH1 OH1MS	TDE1P	0.00									
	Dedicated Tandem Trunk Port Service-per DS0**			OHD	TDWOP	0.00									
	Dedicated Tandem Trunk Port Service-per DS1**			OH1 OH1MS	TDW1P	0.00									
** This rate element is recovered on a per MOU basis and is included in the End Office Switching and Tandem Switching, per MOU rate elements															
COMMON TRANSPORT (Shared)															
	Common Transport - Per Mile, Per MOU					0.000003									
	Common Transport - Facilities Termination Per MOU					0.0007466									
LOCAL INTERCONNECTION (DEDICATED TRANSPORT)															
INTEROFFICE CHANNEL - DEDICATED TRANSPORT															
	Interoffice Channel - Dedicated Transport - 2-Wire Voice Grade - Per Mile per month			OHM	1L5NF	0.01									
	Interoffice Channel - Dedicated Transport- 2- Wire Voice Grade - Facility Termination per month			OHM	1L5NF	29.11	47.34	31.78	22.77	8.75					
	Interoffice Channel - Dedicated Transport - 56 kbps - per mile per month			OHM	1L5NK	0.0115									
	Interoffice Channel - Dedicated Transport - 56 kbps - Facility Termination per month			OHM	1L5NK	20.97	47.35	31.78	22.77	8.75					
	Interoffice Channel - Dedicated Transport - 64 kbps - per mile per month			OHM	1L5NK	0.0115									
	Interoffice Channel - Dedicated Transport - 64 kbps - Facility Termination per month			OHM	1L5NK	20.97	47.35	31.78	22.77	8.75					
	Interoffice Channel - Dedicated Channel - DS1 - Per Mile per month			OH1, OH1MS	1L5NL	0.23									
	Interoffice Channel - Dedicated Transport - DS1 - Facility Termination per month			OH1, OH1MS	1L5NL	96.04	105.52	98.46	23.09	20.49					
	Interoffice Channel - Dedicated Transport - DS3 - Per Mile per month			OH3, OH3MS	1L5NM	4.97									
	Interoffice Channel - Dedicated Transport - DS3 - Facility Termination per month			OH3, OH3MS	1L5NM	1,175.15	335.40	219.24	89.57	87.75					
LOCAL CHANNEL - DEDICATED TRANSPORT															
	Local Channel - Dedicated - 2-Wire Voice Grade per month			OHM	TEFV2	18.57	265.78	46.96	46.79	4.98					
	Local Channel - Dedicated - 4-Wire Voice Grade per month			OHM	TEFV4	19.86	266.48	47.65	47.54	5.73					
	Local Channel - Dedicated - DS1 per month			OH1	TEFHG	40.46	209.60	176.51	30.21	21.07					
	Local Channel - Dedicated - DS3 Facility Termination per month			OH3	TEFHJ	576.05	551.38	338.08	173.00	120.42					
LOCAL INTERCONNECTION MID-SPAN MEET															
	Local Channel - Dedicated - DS1 per month			OH1MS	TEFHG	0.00	0.00								
	Local Channel - Dedicated - DS3 per month			OH3MS	TEFHJ	0.00	0.00								
MULTIPLEXERS															
	Channelization - DS1 to DS0 Channel System			OH1, OH1MS	SATN1	113.33	101.40	71.60	13.79	13.04					
	DS3 to DS1 Channel System per month			OH3, OH3MS	SATNS	158.20	199.23	118.62	50.16	48.59					
	DS3 Interface Unit (DS1 COCI) per month			OH1, OH1MS	SATCO	11.80	10.07	7.08							
Notes: If no rate is identified in the contract, the rates, terms, and conditions for the specific service or function will be as set forth in applicable AT&T tariff.															
PHYSICAL COLLOCATION															
Application															
	Physical Collocation - Initial Application Fee			CLO	PE1BA		3,773.54		1.01						
	Physical Collocation - Subsequent Application Fee			CLO	PE1CA		3,145.35		1.01						
	Physical Collocation - Co-Carrier Cross Connects/Direct Connect, Application Fee, per application			CLO	PE1DT		584.20								
	Physical Collocation Administrative Only - Application Fee			CLO	PE1BL		742.12								
	Physical Collocation - Application Cost, Simple Augment			CLO	PE1KS		594.98		1.21						
	Physical Collocation - Application Cost, Minor Augment			CLO	PE1KM		834.26		1.21						

Pricing Schedule - Kentucky

Pricing Schedule - Kentucky																
CATEGORY	RATE ELEMENTS	Interim	Zone	BCS	USOC	RATES(\$)				Svc Order Submitted Elec per LSR	Svc Order Submitted Manually per LSR	Incremental Charge - Manual Svc Order vs. Electronic-1st	Incremental Charge - Manual Svc Order vs. Electronic-Add'l	Incremental Charge - Manual Svc Order vs. Electronic-Disc 1st	Incremental Charge - Manual Svc Order vs. Electronic-Disc Add'l	
						Rec	Nonrecurring		Nonrecurring Disconnect		OSS Rates(\$)					
							First	Add'l	First	Add'l	SOMEK	SOMAN	SOMAN	SOMAN	SOMAN	SOMAN
	Physical Collocation - Application Cost, Intermediate Augment			CLO	PE1K1		1,059.00		1.21							
	Physical Collocation - Application Cost - Major Augment			CLO	PE1KJ		2,412.00		1.21							
Space Preparation																
	Physical Collocation - Floor Space, per sq feet			CLO	PE1PJ	7.99										
	Physical Collocation - Space Enclosure, welded wire, first 50 square feet			CLO	PE1BX	166.83										
	Physical Collocation - Space enclosure, welded wire, first 100 square feet			CLO	PE1BW	184.97										
	Physical Collocation - Space enclosure, welded wire, each additional 50 square feet			CLO	PE1CW	18.14										
	Physical Collocation - Space Preparation - C.O. Modification per square ft.			CLO	PE1SK	2.32										
	Physical Collocation - Space Preparation, Common Systems Modifications-Cageless, per square foot			CLO	PE1SL	3.26										
	Physical Collocation - Space Preparation - Common Systems Modifications-Caged, per cage			CLO	PE1SM	110.57										
	Physical Collocation - Space Preparation - Firm Order Processing			CLO	PE1SJ		1,206.07									
	Physical Collocation - Space Availability Report, per Central Office Requested			CLO	PE1SR		2,158.67									
Power																
	Physical Collocation - Power, -48V DC Power - per Fused Amp Requested			CLO	PE1PL	8.06										
	Physical Collocation - Power, 120V AC Power, Single Phase, per Breaker Amp			CLO	PE1FB	5.44										
	Physical Collocation - Power, 240V AC Power, Single Phase, per Breaker Amp			CLO	PE1FD	10.88										
	Physical Collocation - Power, 120V AC Power, Three Phase, per Breaker Amp			CLO	PE1FE	16.32										
	Physical Collocation - Power, 277V AC Power, Three Phase, per Breaker Amp			CLO	PE1FG	37.68										
Cross Connects (Cross Connects, Co-Carrier Cross Connects, and Ports)																
				UEANL,UEQ, UNCNX, UEA, UCL, UAL, UHL, UDN, UNCVX												
	Physical Collocation - 2-wire cross-connect, loop, provisioning				PE1P2	0.0333	24.68	23.68	12.14	10.95						
	Physical Collocation - 4-wire cross-connect, loop, provisioning			UEA, UHL, UNCVX, UNCDX, UCL, UDL	PE1P4	0.0665	24.88	23.82	12.77	11.46						
				WDS1L, WDS1S, UXTD1, ULDD1, USLEL, UNLD1, U1TD1, UNC1X, UEPSR, UEPSB, UEPSE, UEPSP, USL, UEPEX, UEPDX												
	Physical Collocation -DS1 Cross-Connect for Physical Collocation, provisioning				PE1P1	1.48	44.23	31.98	12.81	11.57						
				UE3, U1TD3, UXTD3, UXTS1, UNC3X, UNCSX, ULDD3, U1TS1, ULDS1, UNLD3, UEPEX, UEPDX, UEPSR, UEPSB, UEPSE, UEPSP												
	Physical Collocation - DS3 Cross-Connect, provisioning				PE1P3	18.89	41.93	30.51	14.75	11.83						
				CLO, ULDO3, ULD12, ULD48, U1TO3, U1T12, U1T48, UDLO3, UDL12, UDF												
	Physical Collocation - 2-Fiber Cross-Connect				PE1F2	3.75	41.93	30.51	14.76	11.84						
				ULDO3, ULD12, ULD48, U1TO3, U1T12, U1T48, UDLO3, UDL12, UDF, UDFCX												
	Physical Collocation - 4-Fiber Cross-Connect				PE1F4	6.65	51.29	39.87	19.41	16.49						

Pricing Schedule - Kentucky															
CATEGORY	RATE ELEMENTS	Interim	Zone	BCS	USOC	RATES(\$)				Svc Order Submitted Elec per LSR	Svc Order Submitted Manually per LSR	Incremental Charge - Manual Svc Order vs. Electronic-1st	Incremental Charge - Manual Svc Order vs. Electronic-Add'l	Incremental Charge - Manual Svc Order vs. Electronic-Disc 1st	Incremental Charge - Manual Svc Order vs. Electronic-Disc Add'l
						Rec	Nonrecurring		Nonrecurring Disconnect				OSS Rates(\$)		
							First	Add'l	First	Add'l	SOMECE	SOMAN	SOMAN	SOMAN	SOMAN
	Physical Collocation - Co-Carrier Cross Connects/Direct Connect - Fiber Cable Support Structure, per linear foot, per cable.			CLO	PE1ES	0.0012									
	Physical Collocation - Co-Carrier Cross Connect/Direct Connect - Copper/Coax Cable Support Structure, per linear foot, per cable.			CLO	PE1DS	0.0018									
	Physical Collocation 2-Wire Cross Connect, Port			UEPSR, UEPS, UEPSB, UEPX, UEP2C	PE1R2	0.0333	24.68	23.68	12.14	10.95					
	Physical Collocation 4-Wire Cross Connect, Port			UEPEX, UEPPD	PE1R4	0.0665	24.88	23.82	12.77	11.46					
Security															
	Physical Collocation - Security Escort for Basic Time - normally scheduled work, per half hour			CLO	PE1BT		33.98	21.53							
	Physical Collocation - Security Escort for Overtime - outside of normally scheduled working hours on a scheduled work day, per half hour			CLO	PE1OT		44.26	27.81							
	Physical Collocation - Security Escort for Premium Time - outside of scheduled work day, per half hour			CLO	PE1PT		54.54	34.09							
	Physical Collocation - Security Access System, Security System, per Central Office			CLO	PE1AX	76.10									
	Physical Collocation - Security Access System - New Card Activation, per Card Activation (First), per State			CLO	PE1A1	0.058	55.79								
	Physical Collocation - Security Access System - Administrative Change, existing Access Card, per Request, per State, per Card			CLO	PE1AA		15.64								
	Physical Collocation - Security Access System - Replace Lost or Stolen Card, per Card			CLO	PE1AR		45.74								
	Physical Collocation - Security Access - Initial Key, per Key			CLO	PE1AK		26.29								
	Physical Collocation - Security Access - Key, Replace Lost or Stolen Key, per Key			CLO	PE1AL		26.29								
CFA															
	Physical Collocation - CFA Information Resend Request, per premises, per arrangement, per request			CLO	PE1C9		77.55								
Cable Records - Note: The rates in the First & Additional columns will actually be billed as "Initial I" and "Subsequent S" respectively															
	Physical Collocation - Cable Records, per request			CLO	PE1CR		1524.45	980.01	267.02						
	Physical Collocation, Cable Records, VG/DS0 Cable, per cable record (maximum 3600 records)			CLO	PE1CD		656.37		379.70						
	Physical Collocation, Cable Records, VG/DS0 Cable, per each 100 pair			CLO	PE1CO		9.65		11.84						
	Physical Collocation, Cable Records, DS1, per T1 TIE			CLO	PE1C1		4.52		5.54						
	Physical Collocation, Cable Records, DS3, per T3 TIE			CLO	PE1C3		15.81		19.39						
	Physical Collocation - Cable Records, Fiber Cable, per cable record (maximum 99 records)			CLO	PE1CB		169.63		154.85						
	Physical Collocation, Cable Records, CAT5/RJ45			CLO	PE1C5		4.52		5.54						
Virtual to Physical															
	Physical Collocation - Virtual to Physical Collocation Relocation, per Voice Grade Circuit			CLO	PE1BV		33.00								
	Physical Collocation - Virtual to Physical Collocation Relocation, per DSO Circuit			CLO	PE1BO		33.00								
	Physical Collocation - Virtual to Physical Collocation Relocation, per DS1 Circuit			CLO	PE1B1		52.00								
	Physical Collocation - Virtual to Physical Collocation Relocation, per DS3 Circuit			CLO	PE1B3		52.00								
	Physical Collocation - Virtual to Physical Collocation In-Place, Per Voice Grade Circuit			CLO	PE1BR		22.49								
	Physical Collocation Virtual to Physical Collocation In-Place, Per DSO Circuit			CLO	PE1BP		22.49								
	Physical Collocation - Virtual to Physical Collocation In-Place, Per DS1 Circuit			CLO	PE1BS		32.71								
	Physical Collocation - Virtual to Physical Collocation In-Place, per DS3 Circuit			CLO	PE1BE		32.71								
Entrance Cable															
	Physical Collocation - Fiber Cable Installation, Pricing, non-recurring charge, per Entrance Cable			CLO	PE1BD		1,729.11		45.16						

Pricing Schedule - Kentucky

Pricing Schedule - Kentucky																
CATEGORY	RATE ELEMENTS		Interim	Zone	BCS	USOC	RATES(\$)				Svc Order Submitted Elec per LSR	Svc Order Submitted Manually per LSR	Incremental Charge - Manual Svc Order vs. Electronic-1st	Incremental Charge - Manual Svc Order vs. Electronic-Add'l	Incremental Charge - Manual Svc Order vs. Electronic-Disc 1st	Incremental Charge - Manual Svc Order vs. Electronic-Disc Add'l
							Rec	Nonrecurring		Nonrecurring Disconnect		OSS Rates(\$)				
								First	Add'l	First	Add'l	SOMEc	SOMAN	SOMAN	SOMAN	SOMAN
		Physical Collocation - Fiber Cable Support Structure, per Entrance Cable			CLO	PE1PM	19.86									
		Physical Collocation - Fiber Entrance Cable Installation, per Fiber			CLO	PE1ED		7.75								
VIRTUAL COLLOCATION																
Application																
		Virtual Collocation - Application Fee			AMTFS	EAF		2,419.86		1.01						
		Virtual Collocation - Co-Carrier Cross Connects/Direct Connect, Application Fee, per application			AMTFS	VE1CA		584.20								
		Virtual Collocation Administrative Only - Application Fee			AMTFS	VE1AF		742.12								
Space Preparation																
		Virtual Collocation - Floor Space, per sq. ft.			AMTFS	ESPVX	7.99									
Power																
		Virtual Collocation - Power, per fused amp			AMTFS	ESPAX	8.06									
Cross Connects (Cross Connects, Co-Carrier Cross Connects, and Ports)																
					UEANL, UEA, UDN, UAL, UHL, UCL, UEQ, UNCVX, UNCDX, UNCNX	UEAC2	0.0309	24.68	23.68	12.14	10.95					
		Virtual Collocation - 2-wire cross-connect, loop, provisioning			UEA, UHL, UCL, UDL, UNCVX, UNCDX	UEAC4	0.0619	24.88	23.82	12.77	11.46					
		Virtual collocation - Special Access & UNE, cross-connect per DS1			ULR, UXTD1, UNC1X, ULDD1, U1TD1, USLEL, UNLD1, USL, UEPEX, UEPDX	CNC1X	1.48	44.23	31.98	12.81	11.57					
		Virtual collocation - Special Access & UNE, cross-connect per DS3			USL, UE3, U1TD3, UXTS1, UXTD3, UNC3X, UNCSX, ULDD3, U1TS1, ULDS1, UDLSX, UNLD3, XDEST	CND3X	18.89	41.93	30.51	14.75	11.83					
		Virtual Collocation - 2-Fiber Cross Connects			UDL12, UDLO3, U1T48, U1T12, U1TO3, ULDO3, ULD12, ULD48, UDF	CNC2F	3.80	41.94	30.51	14.76	11.84					
		Virtual Collocation - 4-Fiber Cross Connects			UDL12, UDLO3, U1T48, U1T12, U1TO3, ULDO3, ULD12, ULD48, UDF	CNC4F	7.59	51.29	39.87	19.41	16.49					
		Virtual Collocation - Co-Carrier Cross Connects/Direct Connect - Fiber Cable Support Structure, per linear foot, per cable			AMTFS	VE1CB	0.0012									
		Virtual Collocation - Co-Carrier Cross Connects/Direct Connect - Copper/Coax Cable Support Structure, per linear foot, per cable			AMTFS	VE1CD	0.0018									
		Virtual Collocation 2-Wire Cross Connect, Port			UEPSX, UEPSB, UEPSE, UEPSP, UEPSR, UEP2C	VE1R2	0.0309	24.68	23.68	12.14	10.95					
		Virtual Collocation 4-Wire Cross Connect, Port			UEPDD, UEPEX	VE1R4	0.0619	24.88	23.82	12.77	11.46					
CFA																
		Virtual Collocation - CFA Information Resend Request, per Premises, per Arrangement, per request			AMTFS	VE1QR		77.55								
Cable Records - Note: The rates in the First & Additional columns will actually be billed as "Initial I" & "Subsequent S" respectively																
		Virtual Collocation Cable Records - per request			AMTFS	VE1BA		I 1524.45	S 980.01	267.02						
		Virtual Collocation Cable Records - VG/DS0 Cable, per cable record			AMTFS	VE1BB		656.37		379.70						
		Virtual Collocation Cable Records - VG/DS0 Cable, per each 100 pair			AMTFS	VE1BC		9.65		11.84						
		Virtual Collocation Cable Records -DS1, per T1TIE			AMTFS	VE1BD		4.52		5.54						
		Virtual Collocation Cable Records - DS3, per T3TIE			AMTFS	VE1BE		15.81		19.39						

Pricing Schedule - Kentucky															
CATEGORY	RATE ELEMENTS	Interim	Zone	BCS	USOC	RATES(\$)				Svc Order Submitted Elec per LSR	Svc Order Submitted Manually per LSR	Incremental Charge - Manual Svc Order vs. Electronic- 1st	Incremental Charge - Manual Svc Order vs. Electronic- Add'l	Incremental Charge - Manual Svc Order vs. Electronic- Disc 1st	Incremental Charge - Manual Svc Order vs. Electronic- Disc Add'l
						Rec	Nonrecurring		Nonrecurring Disconnect				OSS Rates(\$)		
							First	Add'l	First	Add'l	SOMEK	SOMAN	SOMAN	SOMAN	SOMAN
	Virtual Collocation Cable Records - Fiber Cable, per 99 fiber records			AMTFS	VE1BF		169.63		154.85						
	Virtual Collocation Cable Records - CAT 5/RJ45			AMTFS	VE1B5		4.52		5.54						
Security															
	Virtual collocation - Security escort, basic time, normally scheduled work hours			AMTFS	SPTBX		33.98	21.53							
	Virtual collocation - Security escort, overtime, outside of normally scheduled work hours on a normal working day			AMTFS	SPTOX		44.26	27.81							
	Virtual collocation - Security escort, premium time, outside of a scheduled work day			AMTFS	SPTPX		54.54	34.09							
Maintenance															
	Virtual collocation - Maintenance in CO - Basic, per half hour			AMTFS	CTRLX		56.07	21.53							
	Virtual collocation - Maintenance in CO - Overtime, per half hour			AMTFS	SPTOM		73.23	27.81							
	Virtual collocation - Maintenance in CO - Premium per half hour			AMTFS	SPTPM		90.39	34.09							
Entrance Cable															
	Virtual Collocation - Cable Installation Charge, per cable			AMTFS	ESPCX		1,729.11		45.16						
	Virtual Collocation - Cable Support Structure, per cable			AMTFS	ESPSX	17.38									
COLLOCATION IN THE REMOTE SITE															
Physical Remote Site Collocation															
	Physical Collocation in the Remote Site - Application Fee			CLORS	PE1RA		617.78		338.89						
	Cabinet Space in the Remote Site per Bay/ Rack			CLORS	PE1RB	219.67									
	Physical Collocation in the Remote Site - Security Access - Key			CLORS	PE1RD		26.29								
	Physical Collocation in the Remote Site - Space Availability Report per Premises Requested			CLORS	PE1SR		232.64								
	Physical Collocation in the Remote Site - Remote Site CLLI Code Request, per CLLI Code Requested			CLORS	PE1RE		75.40								
	Remote Site DLEC Data (BRSDDD), per Compact Disk, per CO			CLORS	PE1RR		233.42								
	Physical Collocation - Security Escort for Basic Time - normally scheduled work, per half hour			CLORS	PE1BT		33.98	21.53							
	Physical Collocation - Security Escort for Overtime - outside of normally scheduled working hours on a scheduled work day, per half hour			CLORS	PE1OT		44.26	27.81							
	Physical Collocation - Security Escort for Premium Time - outside of scheduled work day, per half hour			CLORS	PE1PT		54.54	34.09							
Adjacent Remote Site Collocation															
	Remote Site-Adjacent Collocation-Application Fee			CLORS	PE1RU		755.62	755.62							
	Remote Site-Adjacent Collocation - Real Estate, per square foot			CLORS	PE1RT	0.134									
	Remote Site-Adjacent Collocation - AC Power, per breaker amp			CLORS	PE1RS	6.27									
NOTE: If Security Escort and/or Add'l Engineering Fees become necessary for adjacent remote site collocation, the Parties will negotiate appropriate rates.															
Virtual Remote Site Collocation															
	Virtual Collocation in the Remote Site - Application Fee			VE1RS	VE1RB		617.78		338.89						
	Virtual Collocation in the Remote Site - Per Bay/Rack of Space			VE1RS	VE1RC	219.67									
	Virtual Collocation in the Remote Site - Space Availability Report per Premises requested			VE1RS	VE1RR		232.64								
	Virtual Collocation in the Remote Site - Remote Site CLLI Code Request, per CLLI Code Requested			VE1RS	VE1RL		75.40								
ADJACENT COLLOCATION															
	Adjacent Collocation - Space Charge per Sq. Ft.			CLOAC	PE1JA	0.0173									
	Adjacent Collocation - Electrical Facility Charge per Linear Ft.			CLOAC	PE1JC	5.35									
	Adjacent Collocation - 2-Wire Cross-Connects			UEANL,UEQ,UEA,U CL, UAL, UHL, UDN	PE1JE	0.0258	24.68	23.68	12.14	10.95					
	Adjacent Collocation - 4-Wire Cross-Connects			UEA,UHL,UDL,UCL	PE1JF	0.0515	24.88	23.82	12.77	11.46					
	Adjacent Collocation - DS1 Cross-Connects			USL	PE1JG	1.37	44.23	31.98	12.81	11.57					
	Adjacent Collocation - DS3 Cross-Connects			UE3	PE1JH	18.61	41.93	30.51	14.75	11.83					
	Adjacent Collocation - 2-Fiber Cross-Connect			CLOAC	PE1JJ	3.15	41.93	30.51	14.76	11.84					
	Adjacent Collocation - 4-Fiber Cross-Connect			CLOAC	PE1JK	6.02	51.29	39.87	19.41	16.49					
	Adjacent Collocation - Application Fee			CLOAC	PE1JB		3,165.50								

Pricing Schedule - Kentucky															
CATEGORY	RATE ELEMENTS	Interim	Zone	BCS	USOC	RATES(\$)				Svc Order Submitted Elec per LSR	Svc Order Submitted Manually per LSR	Incremental Charge - Manual Svc Order vs. Electronic-1st	Incremental Charge - Manual Svc Order vs. Electronic-Add'l	Incremental Charge - Manual Svc Order vs. Electronic-Disc 1st	Incremental Charge - Manual Svc Order vs. Electronic-Disc Add'l
						Rec	Nonrecurring		Nonrecurring Disconnect				OSS Rates(\$)		
							First	Add'l	First	Add'l	SOMECE	SOMAN	SOMAN	SOMAN	SOMAN
	Adjacent Collocation - 120V, Single Phase Standby Power Rate per AC Breaker Amp			CLOAC	PE1JL	5.44									
	Adjacent Collocation - 240V, Single Phase Standby Power Rate per AC Breaker Amp			CLOAC	PE1JM	10.88									
	Adjacent Collocation - 120V, Three Phase Standby Power Rate per AC Breaker Amp			CLOAC	PE1JN	16.32									
	Adjacent Collocation - 277V, Three Phase Standby Power Rate per AC Breaker Amp			CLOAC	PE1JO	37.68									
DIRECTORY DELIVERY															
	Each subscriber will receive one (1) copy per primary End User listing of AT&T White Pages directory in the same manner and at the same time that they are delivered to AT&T's subscribers during the annual delivery of newly published directories.														
BRANDING - DIRECTORY ASSISTANCE															
Facility Based CLEC															
	Recording and Provisioning of DA Custom Branded Announcement			AMT	CBADA		3,000.00	3,000.00							
	Loading of Custom Branded Announcement per Switch per OCN			AMT	CBADC		1,170.00	1,170.00							
Wholesale CLEC															
	Recording of DA Custom Branded Announcement						3,000.00	3,000.00							
	Loading of DA Custom Branded Announcement per Switch per OCN						1,170.00	1,170.00							
Unbranding via OLNS for Wholesale CLEC															
	Loading of DA per OCN (1 OCN per Order)						420.00	420.00							
	Loading of DA per Switch per OCN						16.00	16.00							
DIRECTORY ASSISTANCE SERVICES															
DIRECTORY ASSISTANCE ACCESS SERVICE															
	Directory Assistance Access Service Calls, Charge Per Call					0.31									
DIRECTORY ASSISTANCE CALL COMPLETION ACCESS SERVICE (DACC)															
	Directory Assistance Call Completion Access Service (DACC), Per Call Attempt					0.10									
	Directory Assistance - Rate Reference Initial Load						5,000.00								
	Directory Assistance - Rate Reference Subsequent Load							1,500.00							
Directory Assistance Database Service (DADS)															
	Directory Assistance Database Service (DADS)-Initial Load, per listing						0.04								
	Directory Assistance Database Service (DADS)-Update, per listing						0.04								
	Directory Assistance Database Service (DADS)-Monthly Recurring Fee					150.00									
BRANDING - OPERATOR CALL PROCESSING															
Facility based CLEC															
	Recording of Custom Branded OA Announcement			AMT	CBAOS		7,000.00	7,000.00							
	Loading of Custom Branded OA Announcement per shelf/NAV per OCN			AMT	CBAOL		500.00	500.00							
Wholesale CLEC															
	Recording of Custom Branded OA Announcement						7,000.00	7,000.00							
	Loading of Custom Branded OA Announcement per shelf/NAV per OCN						500.00	500.00							
	Loading of OA Custom Branded Announcement per Switch per OCN						1,170.00	1,170.00							
Unbranding via OLNS for Wholesale CLEC															
	Loading of OA per OCN (Regional)						1,200.00	1,200.00							
INWARD OPERATOR SERVICES															
	Inward Operator Services - Verification, Per Call					1.00									
	Inward Operator Services - Verification and Emergency Interrupt - Per Call					1.95									
OPERATOR CALL PROCESSING															

Pricing Schedule - Kentucky

Pricing Schedule - Kentucky																
CATEGORY	RATE ELEMENTS	Interim	Zone	BCS	USOC	RATES(\$)				Svc Order Submitted Elec per LSR	Svc Order Submitted Manually per LSR	Incremental Charge - Manual Svc Order vs. Electronic-1st	Incremental Charge - Manual Svc Order vs. Electronic-Add'l	Incremental Charge - Manual Svc Order vs. Electronic-Disc 1st	Incremental Charge - Manual Svc Order vs. Electronic-Disc Add'l	
						Rec	Nonrecurring		Nonrecurring Disconnect		OSS Rates(\$)					
							First	Add'l	First	Add'l	SOMECS	SOMAN	SOMAN	SOMAN	SOMAN	SOMAN
	Oper. Call Processing - Oper. Provided, Per Min. - Using BST LIDB					1.20										
	Oper. Call Processing - Oper. Provided, Per Min. - Using Foreign LIDB					1.24										
	Oper. Call Processing - Fully Automated, per Call - Using BST LIDB					0.20										
	Oper. Call Processing - Fully Automated, per Call - Using Foreign LIDB					0.20										
	Operator Services - Rate Reference Initial Load						5,000.00									
	Operator Services - Rate Reference Subsequent Load							1,500.00								
STRUCTURE ACCESS																
NOTE: See tariff for rates. Some rates to be recalculated annually by FCC formula. Urban and non-urban are defined by the Bureau of Census as follows: Urban is a city plus the closely-settled urban fringe that together have a minimum population of 50,000. Non-urban is less than 50,000. Conduit rates will apply to each passageway (innerduct).																
	Poles & Ducts - Poles (\$/attachment/yr.) NON-URBAN															
	Poles & Ducts - Poles (\$/attachment/yr.) URBAN															
	Poles & Ducts - Poles (\$/attachment/yr.) URBAN - 2-user															
	Poles & Ducts - Poles (\$/attachment/yr.) URBAN - 3-user															
	Poles & Ducts - Anchors (\$/each/yr) NON-URBAN															
	Poles & Ducts - Anchors (\$/each/yr) URBAN															
	Poles & Ducts - Per Foot Conduit Occupancy Fees Full Duct (\$/ft/yr.)															
	Pole Attachment Transfer Rate															
	Cable Rate															
BONA FIDE REQUEST																
	Deposit						2000.00									

Pricing Schedule - Louisiana															
CATEGORY	RATE ELEMENTS	Interim	Zone	BCS	USOC	RATES(\$)				Svc Order Submitted Elec per LSR	Svc Order Submitted Manually per LSR	Incremental Charge - Manual Svc Order vs. Electronic-1st	Incremental Charge - Manual Svc Order vs. Electronic-Add'l	Incremental Charge - Manual Svc Order vs. Electronic-Disc 1st	Incremental Charge - Manual Svc Order vs. Electronic-Disc Add'l
						Rec	Nonrecurring First	Nonrecurring Add'l	Nonrecurring Disconnect First	Nonrecurring Disconnect Add'l	SOMEc	SOMAN	SOMAN	SOMAN	SOMAN
RESALE APPLICABLE DISCOUNTS															
	Residence %					20.72									
	Business %					20.72									
	CSAs %					9.05									
OPERATIONS SUPPORT SYSTEMS (OSS) - "REGIONAL RATES"															
NOTE: (1) CLEC should contact its contract negotiator if it prefers the "state specific" OSS charges as ordered by the State Commissions. The OSS charges currently contained in this rate exhibit are the AT&T "regional" service ordering charges. CLEC may elect either the state specific Commission ordered rates for the service ordering charges, or CLEC may elect the regional service ordering charge, however, CLEC can not obtain a mixture of the two regardless if CLEC has a interconnection contract established in each of the 9 states.															
	OSS - Electronic Service Order Charge, Per Local Service Request (LSR) - Resale Only				SOMEc		3.50	0.00	3.50	0.00					
	OSS - Manual Service Order Charge, Per Local Service Request (LSR) - Resale Only				SOMAN		19.99	0.00	19.99	0.00					
ODUF/EODUF SERVICES															
OPTIONAL DAILY USAGE FILE (ODUF)															
	ODUF: Recording, per message					0.0000117									
	ODUF: Message Processing, per message					0.004641									
	ODUF: Message Processing, per Magnetic Tape provisioned					48.45									
	ODUF: Data Transmission (CONNECT:DIRECT), per message					0.00010568									
ENHANCED OPTIONAL DAILY USAGE FILE (EODUF)															
	EODUF: Message Processing, per message					0.250015									
SELECTIVE CALL ROUTING USING LINE CLASS CODES (SCR-LCC)															
	Selective Routing Per Unique Line Class Code Per Request Per Switch						82.25	82.25							
DIRECTORY ASSISTANCE CUSTOM BRANDING ANNOUNCEMENT via OLNS SOFTWARE															
	Recording of DA Custom Branded Announcement						3,000.00	3,000.00							
	Loading of DA Custom Branded Announcement per Switch per OCN						1,170.00	1,170.00							
DIRECTORY ASSISTANCE UNBRANDING via OLNS SOFTWARE															
	Loading of DA per OCN (1 OCN per Order)						420.00	420.00							
	Loading of DA per Switch per OCN						16.00	16.00							
OPERATOR ASSISTANCE CUSTOM BRANDING ANNOUNCEMENT via OLNS SOFTWARE															
	Recording of Custom Branded OA Announcement						7,000.00	7,000.00							
	Loading of Custom Branded OA Announcement per shelf/NAV per OCN						500.00	500.00							
	Loading of OA Custom Branded Announcement per Switch per OCN						1,170.00	1,170.00							
OPERATOR ASSISTANCE UNBRANDING via OLNS SOFTWARE															
	Loading of OA per OCN (Regional)						1,200.00	1,200.00							
The "Zone" shown in the sections for stand-alone loops or loops as part of a combination refers to Geographically Deaveraged UNE Zones. To view Geographically Deaveraged UNE Zone Designations by Central Office, refer to internet Website: http://w.wholesale.att.com/															
OPERATIONS SUPPORT SYSTEMS (OSS) - "REGIONAL RATES"															
NOTE: (1) CLEC should contact its contract negotiator if it prefers the "state specific" OSS charges as ordered by the State Commissions. The OSS charges currently contained in this rate exhibit are the AT&T "regional" service ordering charges. CLEC may elect either the state specific Commission ordered rates for the service ordering charges, or CLEC may elect the regional service ordering charge, however, CLEC can not obtain a mixture of the two regardless if CLEC has a interconnection contract established in each of the 9 states.															
NOTE: (2) Any element that can be ordered electronically will be billed according to the SOMEc rate listed in this category. Please refer to AT&T's Local Ordering Handbook (LOH) to determine if a product can be ordered electronically. For those elements that cannot be ordered electronically at present per the LOH, the listed SOMEc rate in this category reflects the charge that would be billed to a CLEC once electronic ordering capabilities come on-line for that element. Otherwise, the manual ordering charge, SOMAN, will be applied to a CLECs bill when it submits an LSR to AT&T.															
	OSS - Electronic Service Order Charge, Per Local Service Request (LSR) - UNE Only				SOMEc		3.50	0.00	3.50	0.00					
	OSS - Manual Service Order Charge, Per Local Service Request (LSR) - UNE Only				SOMAN		15.20	0.00	15.20	0.00					
UNE SERVICE DATE ADVANCEMENT CHARGE															
NOTE: The Expedite charge will be maintained commensurate with BellSouth's FCC No.1 Tariff, Section 5 as applicable.															

Pricing Schedule - Louisiana

CATEGORY	RATE ELEMENTS	Interim	Zone	BCS	USOC	RATES(\$)				Svc Order Submitted Elec per LSR	Svc Order Submitted Manually per LSR	Incremental Charge - Manual Svc Order vs. Electronic-1st	Incremental Charge - Manual Svc Order vs. Electronic-Add'l	Incremental Charge - Manual Svc Order vs. Electronic-Disc 1st	Incremental Charge - Manual Svc Order vs. Electronic-Disc Add'l	
						Rec	Nonrecurring		Nonrecurring Disconnect		OSS Rates(\$)					
							First	Add'l	First	Add'l	SOMECH	SOMAN	SOMAN	SOMAN	SOMAN	SOMAN
	UAE, UEANL, UCL, UEF, UDF, UEQ, UDL, UENTW, UDN, UEA, UHL, ULC, USL, U1T12, U1T48, U1TD1, U1TD3, U1TDX, U1TO3, U1TS1, U1TVX, UC1BC, UC1BL, UC1CC, UC1CL, UC1DC, UC1DL, UC1EC, UC1EL, UC1FC, UC1FL, UC1GC, UC1GL, UC1HC, UC1HL, UDL12, UDL48, UDL03, UDL5X, UE3, ULD12, ULD48, ULDD1, ULDD3, ULDDX, ULDO3, ULDS1, ULDVX, UNC1X, UNC3X, UNCDX, UNCNX, UNCSX, UNCVX, UNLD1, UNLD3, UXTD1, UXTD3, UXTS1, U1TUC, U1TUD, U1TUB, U1TUA, NTCVG, NTCUD, NTCD1				SDASP		200.00									
UNE Expedite Charge per Circuit or Line Assignable USOC, per Day																
ORDER MODIFICATION CHARGE																
	Order Modification Charge (OMC)						26.21	0.00	0.00	0.00						
	Order Modification Additional Dispatch Charge (OMCAD)						150.00	0.00	0.00	0.00						
UNBUNDLED EXCHANGE ACCESS LOOP																
2-WIRE ANALOG VOICE GRADE LOOP																
	2-Wire Analog Voice Grade Loop - Service Level 1- Zone 1		1	UEANL	UEAL2	12.90	36.54	16.87								
	2-Wire Analog Voice Grade Loop - Service Level 1- Zone 2		2	UEANL	UEAL2	23.33	36.54	16.87								
	2-Wire Analog Voice Grade Loop - Service Level 1- Zone 3		3	UEANL	UEAL2	48.43	36.54	16.87								
	2-Wire Analog Voice Grade Loop - Service Level 1- Zone 1		1	UEANL	UEASL	12.90	36.54	16.87								
	2-Wire Analog Voice Grade Loop - Service Level 1- Zone 2		2	UEANL	UEASL	23.33	36.54	16.87								
	2-Wire Analog Voice Grade Loop - Service Level 1- Zone 3		3	UEANL	UEASL	48.43	36.54	16.87								
	Manual Order Coordination for UVL-SL1s (per loop)			UEANL	UEAMC		7.92	7.92								
	Order Coordination for Specified Conversion Time for UVL-SL1 (per LSR)			UEANL	OCOSL		17.56	17.56								
	Bulk Migration, per 2 Wire Voice Loop-SL1			UEANL	UREPN		36.54	16.87								
	Bulk Migration Order Coordination, per 2 Wire Voice Loop-SL1			UEANL	UREPM		7.92	7.92								
2-WIRE UNBUNDLED COPPER LOOP																
	2-Wire Unbundled Copper Loop - Non-Designed Zone 1	I	1	UEQ	UEQ2X	12.40	35.27	15.60								
	2 Wire Unbundled Copper Loop - Non-Designed - Zone 2	I	2	UEQ	UEQ2X	14.32	35.27	15.60								
	2 Wire Unbundled Copper Loop - Non-Designed - Zone 3	I	3	UEQ	UEQ2X	16.87	35.27	15.60								
	Manual Order Coordination 2 Wire Unbundled Copper Loop - Non-Designed (per loop)			UEQ	USBMC		7.92	7.92								
	Bulk Migration, per 2 Wire UCL-ND			UEQ	UREPN		35.27	15.60								
	Bulk Migration Order Coordination, per 2 Wire UCL-ND			UEQ	UREPM		7.92	7.92								
UNBUNDLED EXCHANGE ACCESS LOOP																
2-WIRE ANALOG VOICE GRADE LOOP																
	Switch-As-Is Conversion rate per UNE Loop, Single LSR, (per DS0)			UEA	URES		24.98	3.52								
	Switch-As-Is Conversion rate per UNE Loop, Spreadsheet, (per DS0)			UEA	URES		26.47	5.01								
	Bulk Migration, per 2 Wire Voice Loop-SL2			UEA	UREPN		102.10	65.72								
	Bulk Migration Order Coordination, per 2 Wire Voice Loop-SL2			UEA	UREPM		0.00	0.00								
4-WIRE ANALOG VOICE GRADE LOOP																

Pricing Schedule - Louisiana															
CATEGORY	RATE ELEMENTS	Interim	Zone	BCS	USOC	RATES(\$)				Svc Order Submitted Elec per LSR	Svc Order Submitted Manually per LSR	Incremental Charge - Manual Svc Order vs. Electronic- 1st	Incremental Charge - Manual Svc Order vs. Electronic- Add'l	Incremental Charge - Manual Svc Order vs. Electronic- Disc 1st	Incremental Charge - Manual Svc Order vs. Electronic- Disc Add'l
						Rec	Nonrecurring		Nonrecurring Disconnect				OSS Rates(\$)		
							First	Add'l	First	Add'l	SOMECD	SOMAN	SOMAN	SOMAN	SOMAN
	4-Wire Analog Voice Grade Loop - Zone 1		1	UEA	UEAL4	30.81	127.40	91.02							
	4-Wire Analog Voice Grade Loop - Zone 2		2	UEA	UEAL4	38.32	127.40	91.02							
	4-Wire Analog Voice Grade Loop - Zone 3		3	UEA	UEAL4	60.39	127.40	91.02							
	Switch-As-Is Conversion rate per UNE Loop, Single LSR, (per DS0)			UEA	URES		24.98	3.52							
	Switch-As-Is Conversion rate per UNE Loop, Spreadsheet, (per DS0)			UEA	URESP		26.47	5.01							
2-WIRE ISDN DIGITAL GRADE LOOP															
	2-Wire ISDN Digital Grade Loop - Zone 1		1	UDN	U1L2X	22.09	113.34	76.96							
	2-Wire ISDN Digital Grade Loop - Zone 2		2	UDN	U1L2X	35.28	113.34	76.96							
	2-Wire ISDN Digital Grade Loop - Zone 3		3	UDN	U1L2X	65.18	113.34	76.96							
2-WIRE ASYMMETRICAL DIGITAL SUBSCRIBER LINE (ADSL) COMPATIBLE LOOP															
	2 Wire Unbundled ADSL Loop including manual service inquiry & facility reservation - Zone 1		1	UAL	UAL2X	12.29	117.08	68.36							
	2 Wire Unbundled ADSL Loop including manual service inquiry & facility reservation - Zone 2		2	UAL	UAL2X	14.09	117.08	68.36							
	2 Wire Unbundled ADSL Loop including manual service inquiry & facility reservation - Zone 3		3	UAL	UAL2X	15.75	117.08	68.36							
	2 Wire Unbundled ADSL Loop without manual service inquiry & facility reservation - Zone 1		1	UAL	UAL2W	12.29	92.83	56.02							
	2 Wire Unbundled ADSL Loop without manual service inquiry & facility reservation - Zone 2		2	UAL	UAL2W	14.09	92.83	56.02							
	2 Wire Unbundled ADSL Loop without manual service inquiry & facility reservation - Zone 3		3	UAL	UAL2W	15.75	92.83	56.02							
2-WIRE HIGH BIT RATE DIGITAL SUBSCRIBER LINE (HDSL) COMPATIBLE LOOP															
	2 Wire Unbundled HDSL Loop including manual service inquiry & facility reservation - Zone 1		1	UHL	UHL2X	9.79	125.50	76.77							
	2 Wire Unbundled HDSL Loop including manual service inquiry & facility reservation - Zone 2		2	UHL	UHL2X	11.52	125.50	76.77							
	2 Wire Unbundled HDSL Loop including manual service inquiry & facility reservation - Zone 3		3	UHL	UHL2X	12.74	125.50	76.77							
	2 Wire Unbundled HDSL Loop without manual service inquiry and facility reservation - Zone 1		1	UHL	UHL2W	9.79	101.24	64.43							
	2 Wire Unbundled HDSL Loop without manual service inquiry and facility reservation - Zone 2		2	UHL	UHL2W	11.52	101.24	64.43							
	2 Wire Unbundled HDSL Loop without manual service inquiry and facility reservation - Zone 3		3	UHL	UHL2W	12.74	101.24	64.43							
4-WIRE HIGH BIT RATE DIGITAL SUBSCRIBER LINE (HDSL) COMPATIBLE LOOP															
	4 Wire Unbundled HDSL Loop including manual service inquiry and facility reservation - Zone 1		1	UHL	UHL4X	16.24	153.26	104.54							
	4-Wire Unbundled HDSL Loop including manual service inquiry and facility reservation - Zone 2		2	UHL	UHL4X	16.65	153.26	104.54							
	4-Wire Unbundled HDSL Loop including manual service inquiry and facility reservation - Zone 3		3	UHL	UHL4X	17.34	153.26	104.54							
	4-Wire Unbundled HDSL Loop without manual service inquiry and facility reservation - Zone 1		1	UHL	UHL4W	16.24	129.00	92.20							
	4-Wire Unbundled HDSL Loop without manual service inquiry and facility reservation - Zone 2		2	UHL	UHL4W	16.65	129.00	92.20							
	4-Wire Unbundled HDSL Loop without manual service inquiry and facility reservation - Zone 3		3	UHL	UHL4W	17.34	129.00	92.20							
4-WIRE DS1 DIGITAL LOOP															
	4-Wire DS1 Digital Loop - Zone 1		1	USL	USLXX	85.70	245.16	152.98							
	4-Wire DS1 Digital Loop - Zone 2		2	USL	USLXX	194.96	245.16	152.98							
	4-Wire DS1 Digital Loop - Zone 3		3	USL	USLXX	491.94	245.16	152.98							
	Switch-As-Is Conversion rate per UNE Loop, Single LSR, (per DS1)			USL	URES		24.98	3.52							
	Switch-As-Is Conversion rate per UNE Loop, Spreadsheet, (per DS1)			USL	URESP		26.47	5.01							
2-WIRE Unbundled COPPER LOOP															
	2-Wire Unbundled Copper Loop-Designed including manual service inquiry & facility reservation - Zone 1		1	UCL	UCLPB	12.29	116.18	67.46							
	2-Wire Unbundled Copper Loop-Designed including manual service inquiry & facility reservation - Zone 2		2	UCL	UCLPB	14.09	116.18	67.46							

Pricing Schedule - Louisiana

CATEGORY	RATE ELEMENTS	Interim	Zone	BCS	USOC	RATES(\$)				Svc Order Submitted Elec per LSR	Svc Order Submitted Manually per LSR	Incremental Charge - Manual Svc Order vs. Electronic- 1st	Incremental Charge - Manual Svc Order vs. Electronic- Add'l	Incremental Charge - Manual Svc Order vs. Electronic- Disc 1st	Incremental Charge - Manual Svc Order vs. Electronic- Disc Add'l
						Rec	Nonrecurring		Nonrecurring Disconnect		OSS Rates(\$)				
							First	Add'l	First	Add'l	SOMEK	SOMAN	SOMAN	SOMAN	SOMAN
	2 Wire Unbundled Copper Loop-Designed including manual service inquiry & facility reservation - Zone 3		3	UCL	UCLPB	15.75	116.18	67.46							
	2-Wire Unbundled Copper Loop-Designed without manual service inquiry and facility reservation - Zone 1		1	UCL	UCLPW	12.29	91.92	55.12							
	2-Wire Unbundled Copper Loop-Designed without manual service inquiry and facility reservation - Zone 2		2	UCL	UCLPW	14.09	91.92	55.12							
	2-Wire Unbundled Copper Loop-Designed without manual service inquiry and facility reservation - Zone 3		3	UCL	UCLPW	15.75	91.92	55.12							
	Order Coordination for Unbundled Copper Loops (per loop)			UCL	UCLMC		7.92	7.92							
4-WIRE COPPER LOOP															
	4-Wire Copper Loop-Designed including manual service inquiry and facility reservation - Zone 1		1	UCL	UCL4S	22.27	139.69	90.96							
	4-Wire Copper Loop-Designed including manual service inquiry and facility reservation - Zone 2		2	UCL	UCL4S	18.95	139.69	90.96							
	4-Wire Copper Loop-Designed including manual service inquiry and facility reservation - Zone 3		3	UCL	UCL4S	10.99	139.69	90.96							
	4-Wire Copper Loop-Designed without manual service inquiry and facility reservation - Zone 1		1	UCL	UCL4W	22.27	115.43	78.63							
	4-Wire Copper Loop-Designed without manual service inquiry and facility reservation - Zone 2		2	UCL	UCL4W	18.95	115.43	78.63							
	4-Wire Copper Loop-Designed without manual service inquiry and facility reservation - Zone 3		3	UCL	UCL4W	10.99	115.43	78.63							
	Order Coordination for Unbundled Copper Loops (per loop)			UCL	UCLMC		7.92	7.92							
	Order Coordination for Specified Conversion Time (per LSR)			UEA, UDN, UAL, UHL, UDL, USL	OCOSL		17.56								
UNE LOOP COMMINGLING															
2-WIRE ANALOG VOICE GRADE LOOP - COMMINGLING															
	2-Wire Analog Voice Grade Loop - Service Level 2 w/Loop or Ground Start Signaling - Zone 1		1	NTCVG	UEAL2	14.93	102.10	65.72							
	2-Wire Analog Voice Grade Loop - Service Level 2 w/Loop or Ground Start Signaling - Zone 2		2	NTCVG	UEAL2	25.35	102.10	65.72							
	2-Wire Analog Voice Grade Loop - Service Level 2 w/Loop or Ground Start Signaling - Zone 3		3	NTCVG	UEAL2	50.46	102.10	65.72							
	2-Wire Analog Voice Grade Loop - Service Level 2 w/Reverse Battery Signaling - Zone 1		1	NTCVG	UEAR2	14.93	102.10	65.72							
	2-Wire Analog Voice Grade Loop - Service Level 2 w/Reverse Battery Signaling - Zone 2		2	NTCVG	UEAR2	25.35	102.10	65.72							
	2-Wire Analog Voice Grade Loop - Service Level 2 w/Reverse Battery Signaling - Zone 3		3	NTCVG	UEAR2	50.46	102.10	65.72							
	Switch-As-Is Conversion rate per UNE Loop, Single LSR, (per DS0)			NTCVG	URES		24.98	3.52							
	Switch-As-Is Conversion rate per UNE Loop, Spreadsheet, (per DS0)			NTCVG	URESP		26.47	5.01							
	Loop Tagging - Service Level 2 (SL2)			NTCVG	URETL		11.20	1.10							
4-WIRE ANALOG VOICE GRADE LOOP															
	4-Wire Analog Voice Grade Loop - Zone 1		1	NTCVG	UEAL4	30.81	127.40	91.02	0.00	0.00					
	4-Wire Analog Voice Grade Loop - Zone 2		2	NTCVG	UEAL4	38.32	127.40	91.02	0.00	0.00					
	4-Wire Analog Voice Grade Loop - Zone 3		3	NTCVG	UEAL4	60.39	127.40	91.02	0.00	0.00					
	Switch-As-Is Conversion rate per UNE Loop, Single LSR, (per DS0)			NTCVG	URES		24.98	3.52							
	Switch-As-Is Conversion rate per UNE Loop, Spreadsheet, (per DS0)			NTCVG	URESP		26.47	5.01							
4-WIRE DS1 DIGITAL LOOP															
	4-Wire DS1 Digital Loop - Zone 1		1	NTCD1	USLXX	85.70	245.16	152.98							
	4-Wire DS1 Digital Loop - Zone 2		2	NTCD1	USLXX	194.96	245.16	152.98							
	4-Wire DS1 Digital Loop - Zone 3		3	NTCD1	USLXX	491.94	245.16	152.98							
	Switch-As-Is Conversion rate per UNE Loop, Single LSR, (per DS1)			NTCD1	URES		24.98	3.52							
	Switch-As-Is Conversion rate per UNE Loop, Spreadsheet, (per DS1)			NTCD1	URESP		26.47	5.01							
4-WIRE 19.2, 56 OR 64 KBPS DIGITAL GRADE LOOP															
	4 Wire Unbundled Digital Loop 2.4 Kbps - Zone 1		1	NTCUD	UDL2X	30.99	121.86	85.48							
	4 Wire Unbundled Digital Loop 2.4 Kbps - Zone 2		2	NTCUD	UDL2X	36.78	121.86	85.48							
	4 Wire Unbundled Digital Loop 2.4 Kbps - Zone3		3	NTCUD	UDL2X	38.92	121.86	85.48							

Pricing Schedule - Louisiana

CATEGORY	RATE ELEMENTS	Interim	Zone	BCS	USOC	RATES(\$)	Svc Order Submitted Elec per LSR	Svc Order Submitted Manually per LSR	Incremental Charge - Manual Svc Order vs. Electronic-1st	Incremental Charge - Manual Svc Order vs. Electronic-Add'l	Incremental Charge - Manual Svc Order vs. Electronic-Disc 1st	Incremental Charge - Manual Svc Order vs. Electronic-Disc Add'l					
						Rec	Nonrecurring		Nonrecurring Disconnect		OSS Rates(\$)						
							First	Add'l	First	Add'l	SOMECS	SOMAN	SOMAN	SOMAN	SOMAN	SOMAN	
	4 Wire Unbundled Digital Loop 4.8 Kbps -Zone 1		1	NTCUD	UDL4X	30.99	121.86	85.48									
	4 Wire Unbundled Digital Loop 4.8 Kbps - Zone 2		2	NTCUD	UDL4X	36.78	121.86	85.48									
	4 Wire Unbundled Digital Loop 4.8 Kbps - Zone 3		3	NTCUD	UDL4X	38.92	121.86	85.48									
	4 Wire Unbundled Digital Loop 9.6 Kbps - Zone 1		1	NTCUD	UDL9X	30.99	121.86	85.48									
	5 Wire Unbundled Digital Loop 9.6 Kbps - Zone 2		2	NTCUD	UDL9X	36.78	121.86	85.48									
	6 Wire Unbundled Digital Loop 9.6 Kbps - Zone 3		3	NTCUD	UDL9X	38.92	121.86	85.48									
	4 Wire Unbundled Digital 19.2 Kbps - Zone 1		1	NTCUD	UDL19	30.99	121.86	85.48									
	4 Wire Unbundled Digital 19.2 Kbps - Zone 2		2	NTCUD	UDL19	36.78	121.86	85.48									
	4 Wire Unbundled Digital 19.2 Kbps - Zone 3		3	NTCUD	UDL19	38.92	121.86	85.48									
	4 Wire Unbundled Digital Loop 56 Kbps - Zone 1		1	NTCUD	UDL56	30.99	121.86	85.48									
	4 Wire Unbundled Digital Loop 56 Kbps - Zone 2		2	NTCUD	UDL56	36.78	121.86	85.48									
	4 Wire Unbundled Digital Loop 56 Kbps - Zone 3		3	NTCUD	UDL56	38.92	121.86	85.48									
	4 Wire Unbundled Digital Loop 64 Kbps - Zone 1		1	NTCUD	UDL64	30.99	121.86	85.48									
	4 Wire Unbundled Digital Loop 64 Kbps - Zone 2		2	NTCUD	UDL64	36.78	121.86	85.48									
	4 Wire Unbundled Digital Loop 64 Kbps - Zone 3		3	NTCUD	UDL64	38.92	121.86	85.48									
	Switch-As-Is Conversion rate per UNE Loop, Single LSR, (per DS0)			NTCUD	URES		24.98	3.52									
	Switch-As-Is Conversion rate per UNE Loop, Spreadsheet, (per DS0)			NTCUD	URES		26.47	5.01									
	Order Coordination for Specified Conversion Time (per LSR)			NTCVG, NTCUD, NTCDD1	OCOSL		17.56										
MAINTENANCE OF SERVICE																	
				UDC, UEA, UDL, UDN, USL, UAL, UHL, UCL, NTCVG, NTCUD, NTCDD1, U1TD1, U1TD3, U1TDX, U1TS1, U1TVX, UDF, UDFCX, UDLSX, UE3, ULDD1, ULDD3, ULDDX, ULDS1, ULDVX, UNC1X, UNC3X, UNCDX, UNCSX, UNCVX, ULS	MVVBT		80.00	55.00									
	Maintenance of Service Charge, Basic Time, per half hour																
				UDC, UEA, UDL, UDN, USL, UAL, UHL, UCL, NTCVG, NTCUD, NTCDD1, U1TD1, U1TD3, U1TDX, U1TS1, U1TVX, UDF, UDFCX, UDLSX, UE3, ULDD1, ULDD3, ULDDX, ULDS1, ULDVX, UNC1X, UNC3X, UNCDX, UNCSX, UNCVX, ULS	MVVOT		90.00	65.00									
	Maintenance of Service Charge, Overtime, per half hour																
				UDC, UEA, UDL, UDN, USL, UAL, UHL, UCL, NTCVG, NTCUD, NTCDD1, U1TD1, U1TD3, U1TDX, U1TS1, U1TVX, UDF, UDFCX, UDLSX, UE3, ULDD1, ULDD3, ULDDX, ULDS1, ULDVX, UNC1X, UNC3X, UNCDX, UNCSX, UNCVX, ULS	MVVPT		100.00	75.00									
	Maintenance of Service Charge, Premium, per half hour																

Pricing Schedule - Louisiana															
CATEGORY	RATE ELEMENTS	Interim	Zone	BCS	USOC	RATES(\$)				Svc Order Submitted Elec per LSR	Svc Order Submitted Manually per LSR	Incremental Charge - Manual Svc Order vs. Electronic- 1st	Incremental Charge - Manual Svc Order vs. Electronic- Add'l	Incremental Charge - Manual Svc Order vs. Electronic- Disc 1st	Incremental Charge - Manual Svc Order vs. Electronic- Disc Add'l
						Rec	Nonrecurring		Nonrecurring Disconnect				OSS Rates(\$)		
							First	Add'l	First	Add'l	SOMECH	SOMAN	SOMAN	SOMAN	SOMAN
LOOP MODIFICATION															
	Unbundled Loop Modification, Removal of Load Coils - 2 Wire pair less than or equal to 18k ft, per Unbundled Loop			UAL, UHL, UCL, UEQ, ULS, UEA, UEANL, UEPSR, UEPSB	ULM2L		0.00	0.00							
	Unbundled Loop Modification Removal of Load Coils - 4 Wire less than or equal to 18K ft, per Unbundled Loop			UHL, UCL, UEA	ULM4L		0.00	0.00							
	Unbundled Loop Modification Removal of Bridged Tap Removal, per unbundled loop			UAL, UHL, UCL, UEQ, ULS, UEA, UEANL, UEPSR, UEPSB	ULMBT		12.15	12.15							
SUB-LOOPS															
Sub-Loop Distribution															
	Order Coordination for Unbundled Sub-Loops, per sub-loop pair			UEANL	USBMC		7.92	7.92							
	Order Coordination for Unbundled Sub-Loops, per sub-loop pair			UEANL	USBMC		7.92	7.92							
	Order Coordination for Unbundled Sub-Loops, per sub-loop pair			UEANL	USBMC		7.92	7.92							
	Order Coordination for Unbundled Sub-Loops, per sub-loop pair			UEANL	USBMC		7.92	7.92							
	Order Coordination for Unbundled Sub-Loops, per sub-loop pair			UEF	USBMC		7.92	7.92							
	Order Coordination for Unbundled Sub-Loops, per sub-loop pair			UEF	USBMC		7.92	7.92							
Unbundled Sub-Loop Modification															
	Unbundled Sub-Loop Modification - 2-W Copper Dist Load Coil/Equip Removal per 2-W PR			UEF	ULM2X		0.00	0.00							
	Unbundled Sub-loop Modification - 4-W Copper Dist Load Coil/Equip Removal per 4-W PR			UEF	ULM4X		0.00	0.00							
	Unbundled Loop Modification, Removal of Bridge Tap, per unbundled loop			UEF	ULMBT		224.55	4.29							
Unbundled Network Terminating Wire (UNTW)															
Network Interface Device (NID)															
	Network Interface Device (NID) - 1-2 lines			UENTW	UND12		42.26	27.83							
	Network Interface Device (NID) - 1-6 lines			UENTW	UND16		62.86	48.43							
	Network Interface Device Cross Connect - 2 W			UENTW	UNDC2		5.73	5.73							
	Network Interface Device Cross Connect - 4W			UENTW	UNDC4		5.73	5.73							
UNE OTHER, PROVISIONING ONLY - NO RATE															
	Unbundled Contact Name, Provisioning Only - no rate			UAL, UCL, UDC, UDL, UDN, UEA, UHL, UEANL, UEF, UEQ, UENTW, NTCVG, NTCUD, NTCDD1, USL	UNECN		0.00	0.00							
	Unbundled DS1 Loop - Superframe Format Option - no rate			USL, NTCDD1	CCOSF			0.00							
	Unbundled DS1 Loop - Expanded Superframe Format option - no rate			USL, NTCDD1	CCOEF			0.00							
	NID - Dispatch and Service Order for NID installation			UENTW	UNDBX		0.00	0.00							
LOOP MAKE-UP															
	Loop Makeup - Preordering Without Reservation, per working or spare facility queried (Manual).			UMK	UMKLW		23.29	23.29							
	Loop Makeup - Preordering With Reservation, per spare facility queried (Manual).			UMK	UMKLP		24.70	24.70							
	Loop Makeup--With or Without Reservation, per working or spare facility queried (Mechanized)			UMK	UMKMQ		0.19	0.19							
LINE SPLITTING															
END USER ORDERING-CENTRAL OFFICE BASED															
	Line Splitting - per line activation DLEC owned splitter			UEPSR UEPSB	UREOS		0.61								
	Line Splitting - per line activation AT&T owned - physical			UEPSR UEPSB	UREBP		0.61	17.97	10.29						
	Line Splitting - per line activation AT&T owned - virtual			UEPSR UEPSB	UREBV		0.61	17.97	10.29						
END USER ORDERING - REMOTE SITE LINE SPLITTING															
	Remote Site Shared Loop Line Activation for End Users - CLEC Owned Splitter			UEPSR UEPSB	URERS		0.61	56.83	23.00	7.19	7.19				

Pricing Schedule - Louisiana																
CATEGORY	RATE ELEMENTS	Interim	Zone	BCS	USOC	RATES(\$)					Svc Order Submitted Elec per LSR	Svc Order Submitted Manually per LSR	Incremental Charge - Manual Svc Order vs. Electronic- 1st	Incremental Charge - Manual Svc Order vs. Electronic- Add'l	Incremental Charge - Manual Svc Order vs. Electronic- Disc 1st	Incremental Charge - Manual Svc Order vs. Electronic- Disc Add'l
						Rec	Nonrecurring		Nonrecurring Disconnect				OSS Rates(\$)			
							First	Add'l	First	Add'l	SOMECE	SOMAN	SOMAN	SOMAN	SOMAN	SOMAN
	Remote Site Shared Loop - Subsequent Activity - CLEC Owned Splitter			UEPSR UEPSB	URERA		53.82	21.35								
UNBUNDLED EXCHANGE ACCESS LOOP																
2-WIRE ANALOG VOICE GRADE LOOP																
	2 Wire Analog Voice Grade Loop-Service Level 1-Line Splitting- Zone 1		1	UEPSR UEPSB	UEALS	12.90	36.54	16.87	0.00	0.00						
	2 Wire Analog Voice Grade Loop-Service Level 1-Line Splitting- Zone 1		1	UEPSR UEPSB	UEABS	12.90	36.54	16.87	0.00	0.00						
	2 Wire Analog Voice Grade Loop- Service Level 1-Line Splitting- Zone 2		2	UEPSR UEPSB	UEALS	23.33	36.54	16.87	0.00	0.00						
	2 Wire Analog Voice Grade Loop- Service Level 1-Line Splitting- Zone 2		2	UEPSR UEPSB	UEABS	23.33	36.54	16.87	0.00	0.00						
	2 Wire Analog Voice Grade Loop-Service Level 1-Line Splitting- Zone 3		3	UEPSR UEPSB	UEALS	48.43	36.54	16.87	0.00	0.00						
	2 Wire Analog Voice Grade Loop-Service Level 1-Line Splitting- Zone 3		3	UEPSR UEPSB	UEABS	48.43	36.54	16.87	0.00	0.00						
	Remote Site 2 Wire Analog Voice Grade Loop -Service Level 1-Line Splitting - CLEC Owned Splitter - Zone 1		1	UEPSR UEPSB	UEARS	7.57	63.89	30.06	0.00	0.00						
	Remote Site 2 Wire Analog Voice Grade Loop -Service Level 1-Line Splitting - CLEC Owned Splitter - Zone 2		2	UEPSR UEPSB	UEARS	12.75	63.89	30.06	0.00	0.00						
	Remote Site 2 Wire Analog Voice Grade Loop -Service Level 1-Line Splitting - CLEC Owned Splitter - Zone 3		3	UEPSR UEPSB	UEARS	21.45	63.89	30.06	0.00	0.00						
PHYSICAL COLLOCATION																
	Physical Collocation-2 Wire Cross Connects (Loop) for Line Splitting			UEPSR UEPSB	PE1LS	0.0318	11.94	11.46	0.00	0.00						
VIRTUAL COLLOCATION																
	Virtual Collocation-2 Wire Cross Connects (Loop) for Line Splitting			UEPSR UEPSB	VE1LS	0.0296	11.94	11.46	0.00	0.00						
UNBUNDLED DEDICATED TRANSPORT																
INTEROFFICE CHANNEL - DEDICATED TRANSPORT																
	Interoffice Channel - DS1 - per mile			U1TD1	1L5XX	0.2652										
	Interoffice Channel - DS1 - Facility Termination			U1TD1	U1TF1	70.47	86.69	79.44								
	Interoffice Channel - DS3 - per mile			U1TD3	1L5XX	6.04										
	Interoffice Channel - DS3 - Facility Termination			U1TD3	U1TF3	850.45	270.69	158.05								
UNBUNDLED DARK FIBER																
	Dark Fiber - Interoffice Transport, Per Four Fiber Strands, Per Route Mile Or Fraction Thereof			UDF	1L5DF	25.28										
	Dark Fiber - Interoffice Transport, Per Four Fiber Strands, Per Route Mile Or Fraction Thereof			UDF	UDF14		620.60	133.88								
HIGH CAPACITY UNBUNDLED LOCAL LOOP																
DS3/UNBUNDLED LOCAL LOOP - Stand Alone																
	DS3 Unbundled Local Loop - per mile			UE3	1L5ND	10.04										
	DS3 Unbundled Local Loop - Facility Termination			UE3	UE3PX	362.34	438.46	256.30								
ENHANCED EXTENDED LINK (EELs)																
Network Elements Used in Combinations																
	4-Wire Analog Voice Grade Loop in Combination - Zone 1		1	UNCVX	UEAL4	30.81	94.21	45.09								
	4-Wire Analog Voice Grade Loop in Combination - Zone 2		2	UNCVX	UEAL4	38.32	94.21	45.09								
	4-Wire Analog Voice Grade Loop in Combination - Zone 3		3	UNCVX	UEAL4	60.39	94.21	45.09								
	4-Wire DS1 Digital Loop in Combination - Zone 1		1	UNC1X	USLXX	85.70	169.22	100.89								
	4-Wire DS1 Digital Loop in Combination - Zone 2		2	UNC1X	USLXX	194.96	169.22	100.89								
	4-Wire DS1 Digital Loop in Combination - Zone 3		3	UNC1X	USLXX	491.94	169.22	100.89								
	DS3 Local Loop in combination - per mile			UNC3X	1L5ND	10.04										
	DS3 Local Loop in combination - Facility Termination			UNC3X	UE3PX	362.34	188.45	125.51								
	Interoffice Channel in combination - DS1 - per mile			UNC1X	1L5XX	0.2652										
	Interoffice Channel in combination - DS1 Facility Termination			UNC1X	U1TF1	70.47	143.58	103.88								
	Interoffice Channel in combination - DS3 - per mile			UNC3X	1L5XX	6.04										
	Interoffice Channel in combination - DS3 - Facility Termination			UNC3X	U1TF3	850.45	296.68	121.16								
ADDITIONAL NETWORK ELEMENTS																
Optional Features & Functions:																
	Clear Channel Capability Extended Frame Option - per DS1	I		U1TD1, UNC1X	CCOEF		0.00	0.00	0.00	0.00						
	Clear Channel Capability Super FrameOption - per DS1	I		U1TD1, UNC1X	CCOSF		0.00	0.00	0.00	0.00						
	Clear Channel Capability (SF/ESF) Option - Subsequent Activity - per DS1	I		U1TD1, UNC1X, USL	NRCCC		184.65	23.79	1.97	0.77						

Pricing Schedule - Louisiana															
CATEGORY	RATE ELEMENTS	Interim	Zone	BCS	USOC	RATES(\$)				Svc Order Submitted Elec per LSR	Svc Order Submitted Manually per LSR	Incremental Charge - Manual Svc Order vs. Electronic-1st	Incremental Charge - Manual Svc Order vs. Electronic-Add'l	Incremental Charge - Manual Svc Order vs. Electronic-Disc 1st	Incremental Charge - Manual Svc Order vs. Electronic-Disc Add'l
						Rec	Nonrecurring		Nonrecurring Disconnect				OSS Rates(\$)		
							First	Add'l	First	Add'l	SOMECSOMAN	SOMAN	SOMAN	SOMAN	SOMAN
	C-bit Parity Option - Subsequent Activity - per DS3	i		U1TD3, UE3, UNC3X	NRCC3		218.78	7.66	0.7263	0.00					
	DS1/DS0 Channel System			UNC1X	MQ1	105.09	59.97	12.96							
	DS3/DS1 Channel System			UNC3X	MQ3	201.48	107.05	48.07							
	Voice Grade COCI in combination			UNCVX	1D1VG	0.6497	5.91	4.26							
	Voice Grade COCI - for 2W-SL2 & 4W Voice Grade Local Loop			UEA	1D1VG	0.6497	5.91	4.26							
	DS1 COCI in combination			UNC1X	UC1D1	11.78	5.91	4.26							
	DS1 COCI - for Stand Alone Interoffice Channel			U1TD1	UC1D1	11.78	5.91	4.26							
	DS1 COCI - for DS1 Local Loop			USL, NTCD1	UC1D1	11.78	5.91	4.26							
	Wholesale - UNE, Switch-As-Is Conversion Charge			UNCVX, UNC1X, UNC3X, XDH1X, HFQC6, XDD2X, XDV6X	UNCCC		5.43	5.43							
	Unbundled Misc Rate Element, SNE SAI, Single Network Element - Switch As Is Non-recurring Charge, per circuit (LSR)	i		U1TVX, U1TD3, UDF, UE3	URES		36.83	16.12							
	Unbundled Misc Rate Element, SNE SAI, Single Network Element - Switch As Is Non-recurring Charge, incremental charge per circuit on a spreadsheet	i		U1TVX, U1TD3, UDF, UE3	URES		1.49	1.49							
Service Rearrangements															
	NRC - Order Coordination Specific Time - Dedicated Transport	i		UNC1X, UNC3X	OCOSR		18.85	18.85							
COMMINGLING															
	Commingling Authorization			UNCVX, UNC1X, UNC3X, U1TD3, UE3, U1TVX,	CMGAU	0.00	0.00	0.00							
Commingled (UNE part of single bandwidth circuit)															
	Commingled VG COCI			XDV2X	1D1VG	0.6497	6.39	4.58							
	Commingled 4-wire Local Loop Zone 1		1	XDV6X	UEAL4		30.81	127.4							
	Commingled 4-wire Local Loop Zone 2		2	XDV6X	UEAL4		38.32	127.4							
	Commingled 4-wire Local Loop Zone 3		3	XDV6X	UEAL4		60.39	127.4							
	Commingled DS1 COCI			XDH1X	UC1D1	11.78	6.39	4.58							
	Commingled DS1 Interoffice Channel			XDH1X	U1TF1	70.47	86.69	79.44							
	Commingled DS1 Interoffice Channel Mileage			XDH1X	1L5XX	0.2652									
	Commingled DS1/DS0 Channel System			XDH1X	MQ1	105.09	88.41	60.96							
	Commingled DS1 Local Loop Zone 1		1	XDH1X	USLXX	85.70	245.16	152.98							
	Commingled DS1 Local Loop Zone 2		2	XDH1X	USLXX	194.96	245.16	152.98							
	Commingled DS1 Local Loop Zone 3		3	XDH1X	USLXX	491.94	245.16	152.98							
	Commingled DS3 Local Loop			HFQC6	UE3PX	362.34	438.43	256.3							
	Commingled DS3/DS1 Channel System			MQ3		201.48	172.99	91.25							
	Commingled DS3 Interoffice Channel			HFQC6	U1TF3	850.45	270.69	158.05							
	Commingled DS3 Interoffice Channel Mileage			HFQC6	1L5XX	6.04									
	UNE to Commingled Conversion Tracking			XDH1X, HFQC6	CMGUN	0.00	0.00	0.00	0.00	0.00					
	SPA to Commingled Conversion Tracking			XDH1X, HFQC6	CMGSP	0.00	0.00	0.00	0.00	0.00					
LNP Query Service															
	LNP Charge Per query					0.0008559									
	LNP Service Establishment Manual						12.16								
	LNP Service Provisioning with Point Code Establishment						576.33	294.43							
911 PBX LOCATE															
911 PBX LOCATE DATABASE CAPABILITY															
	Service Establishment per CLEC per End User Account			9PBDC	9PBEU		1,819.00								
	Changes to TN Range or Customer Profile			9PBDC	9PBTN		181.99								
	Per Telephone Number (Monthly)			9PBDC	9PBMM	0.07									
	Change Company (Service Provider) ID			9PBDC	9PBPC		534.22								
	PBX Locate Service Support per CLEC (Monthlt)			9PBDC	9PBMR	178.58									
	Service Order Charge			9PBDC	9PBSC		15.20								
911 PBX LOCATE TRANSPORT COMPONENT															
See Att 3															
Emergency Number Services															
911 trunk rates are included in the Facility cost via the General Subscriber Services Tariff (GSST) and the Switched Access Service Tariff.															
Note: Rates displaying an "I" in Interim column are interim as a result of a Commission order.															
LOCAL INTERCONNECTION (CALL TRANSPORT AND TERMINATION)															

Pricing Schedule - Louisiana															
CATEGORY	RATE ELEMENTS	Interim	Zone	BCS	USOC	RATES(\$)				Svc Order Submitted Elec per LSR	Svc Order Submitted Manually per LSR	Incremental Charge - Manual Svc Order vs. Electronic- 1st	Incremental Charge - Manual Svc Order vs. Electronic- Add'l	Incremental Charge - Manual Svc Order vs. Electronic- Disc 1st	Incremental Charge - Manual Svc Order vs. Electronic- Disc Add'l
						Rec	Nonrecurring First	Nonrecurring Add'l	Nonrecurring Disconnect First	Nonrecurring Disconnect Add'l	SOME C	SOMAN	SOMAN	SOMAN	SOMAN
	ISP-BOUND TRAFFIC														
	ISP-Bound, per MOU					0.0007									
	END OFFICE SWITCHING														
	End Office Switching Function, per MOU					0.002048									
	TANDEM SWITCHING														
	Tandem Switching Function Per MOU					0.0005507									
	Multiple Tandem Switching, per MOU (applies to initial tandem only)					0.0005507									
	TRUNK CHARGE														
	Installation Trunk Side Service - per DS0			OHD	TPP6X		21.64	8.15							
	Installation Trunk Side Service - per DS0			OHD	TPP9X		21.64	8.15							
	Dedicated End Office Trunk Port Service-per DS0**			OHD	TDEOP	0.00									
	Dedicated End Office Trunk Port Service-per DS1**			OH1 OH1MS	TDE1P	0.00									
	Dedicated Tandem Trunk Port Service-per DS0**			OHD	TDWOP	0.00									
	Dedicated Tandem Trunk Port Service-per DS1**			OH1 OH1MS	TDW1P	0.00									
	** This rate element is recovered on a per MOU basis and is included in the End Office Switching and Tandem Switching, per MOU rate elements														
	COMMON TRANSPORT (Shared)														
	Common Transport - Per Mile, Per MOU					0.0000032									
	Common Transport - Facilities Termination Per MOU					0.0003748									
	LOCAL INTERCONNECTION (DEDICATED TRANSPORT)														
	INTEROFFICE CHANNEL - DEDICATED TRANSPORT														
	Interoffice Channel - Dedicated Transport - 2-Wire Voice Grade - Per Mile per month			OHM	1L5NF	0.013									
	Interoffice Channel - Dedicated Transport- 2- Wire Voice Grade - Facility Termination per month			OHM	1L5NF	22.60	39.36	26.62							
	Interoffice Channel - Dedicated Transport - 56 kbps - per mile per month			OHM	1L5NK	0.013									
	Interoffice Channel - Dedicated Transport - 56 kbps - Facility Termination per month			OHM	1L5NK	15.61	39.37	26.62							
	Interoffice Channel - Dedicated Transport - 64 kbps - per mile per month			OHM	1L5NK	0.013									
	Interoffice Channel - Dedicated Transport - 64 kbps - Facility Termination per month			OHM	1L5NK	15.61	39.37	26.62							
	Interoffice Channel - Dedicated Channel - DS1 - Per Mile per month			OH1, OH1MS	1L5NL	0.2652									
	Interoffice Channel - Dedicated Transport - DS1 - Facility Termination per month			OH1, OH1MS	1L5NL	70.47	86.69	79.44							
	Interoffice Channel - Dedicated Transport - DS3 - Per Mile per month			OH3, OH3MS	1L5NM	6.04									
	Interoffice Channel - Dedicated Transport - DS3 - Facility Termination per month			OH3, OH3MS	1L5NM	850.45	270.69	158.05							
	LOCAL CHANNEL - DEDICATED TRANSPORT														
	Local Channel - Dedicated - 2-Wire Voice Grade per month			OHM	TEFV2	18.32	187.51	32.21							
	Local Channel - Dedicated - 4-Wire Voice Grade per month			OHM	TEFV4	19.41	187.94	32.63							
	Local Channel - Dedicated - DS1 per month			OH1	TEFHG	39.18	172.34	149.27							
	Local Channel - Dedicated - DS3 Facility Termination per month			OH3	TEFHJ	469.44	438.46	256.30							
	LOCAL INTERCONNECTION MID-SPAN MEET														
	Local Channel - Dedicated - DS1 per month			OH1MS	TEFHG	0.00	0.00								
	Local Channel - Dedicated - DS3 per month			OH3MS	TEFHJ	0.00	0.00								
	MULTIPLEXERS														
	Channelization - DS1 to DS0 Channel System			OH1, OH1MS	SATN1	105.09	88.41	60.76							
	DS3 to DS1 Channel System per month			OH3, OH3MS	SATNS	201.48	172.99	91.25							
	DS3 Interface Unit (DS1 COCI) per month			OH1, OH1MS	SATCO	11.78	6.39	4.58							
	Notes: If no rate is identified in the contract, the rates, terms, and conditions for the specific service or function will be as set forth in applicable AT&T tariff.														
	PHYSICAL COLLOCATION														
	Application														
	Physical Collocation - Initial Application Fee			CLO	PE1BA		1,837.24								
	Physical Collocation - Subsequent Application Fee			CLO	PE1CA		1,533.41								
	Physical Collocation - Co-Carrier Cross Connects/Direct Connect, Application Fee, per application			CLO	PE1DT		583.30								
	Physical Collocation Administrative Only - Application Fee			CLO	PE1BL		741.97								
	Physical Collocation - Application Cost, Simple Augment			CLO	PE1KS		596.35		1.22						
	Physical Collocation - Application Cost, Minor Augment			CLO	PE1KM		836.18		1.22						

Pricing Schedule - Louisiana

CATEGORY	RATE ELEMENTS	Interim	Zone	BCS	USOC	RATES(\$)				Svc Order Submitted Elec per LSR	Svc Order Submitted Manually per LSR	Incremental Charge - Manual Svc Order vs. Electronic-1st	Incremental Charge - Manual Svc Order vs. Electronic-Add'l	Incremental Charge - Manual Svc Order vs. Electronic-Disc 1st	Incremental Charge - Manual Svc Order vs. Electronic-Disc Add'l
						Rec	Nonrecurring		Nonrecurring Disconnect		OSS Rates(\$)				
							First	Add'l	First	Add'l	SOMECD	SOMAN	SOMAN	SOMAN	SOMAN
	Physical Collocation - Application Cost, Intermediate Augment			CLO	PE1K1		1,061.00	1.22							
	Physical Collocation - Application Cost - Major Augment			CLO	PE1KJ		2,418.00	1.22							
Space Preparation															
	Physical Collocation - Floor Space, per sq feet			CLO	PE1PJ	5.30									
	Physical Collocation - Space Enclosure, welded wire, first 50 square feet			CLO	PE1BX	166.40									
	Physical Collocation - Space enclosure, welded wire, first 100 square feet			CLO	PE1BW	184.50									
	Physical Collocation - Space enclosure, welded wire, each additional 50 square feet			CLO	PE1CW	18.10									
	Physical Collocation - Space Preparation - C.O. Modification per square ft.			CLO	PE1SK	2.31									
	Physical Collocation - Space Preparation, Common Systems Modifications-Cageless, per square foot			CLO	PE1SL	2.70									
	Physical Collocation - Space Preparation - Common Systems Modifications-Caged, per cage			CLO	PE1SM	91.60									
	Physical Collocation - Space Preparation - Firm Order Processing			CLO	PE1SJ		583.33								
	Physical Collocation - Space Availability Report, per Central Office Requested			CLO	PE1SR		1,044.07								
Power															
	Physical Collocation - Power, -48V DC Power - per Fused Amp Requested			CLO	PE1PL	8.32									
	Physical Collocation - Power, 120V AC Power, Single Phase, per Breaker Amp			CLO	PE1FB	5.45									
	Physical Collocation - Power, 240V AC Power, Single Phase, per Breaker Amp			CLO	PE1FD	10.92									
	Physical Collocation - Power, 120V AC Power, Three Phase, per Breaker Amp			CLO	PE1FE	16.37									
	Physical Collocation - Power, 277V AC Power, Three Phase, per Breaker Amp			CLO	PE1FG	37.80									
Cross Connects (Cross Connects, Co-Carrier Cross Connects, and Ports)															
				UEANL,UEQ, UNCNX, UEA, UCL, UAL, UHL, UDN, UNCVX											
	Physical Collocation - 2-wire cross-connect, loop, provisioning			UEA, UHL, UNCVX, UNCDX, UCL, UDL	PE1P2	0.0318	11.94	11.46							
	Physical Collocation - 4-wire cross-connect, loop, provisioning			WDS1L, WDS1S, UXTD1, ULDD1, USLEL, UNLD1, U1TD1, UNC1X, UEPSR, UEPSPB, UEPSE, UEPSP, USL, UEPEX, UEPDX	PE1P4	0.0636	12.04	11.53							
	Physical Collocation -DS1 Cross-Connect for Physical Collocation, provisioning			UE3, U1TD3, UXTD3, UXTS1, UNC3X, UNCSX, ULDD3, U1TS1, ULDS1, UNLD3, UEPEX, UEPDX, UEPSR, UEPSPB, UEPSE, UEPSP	PE1P1	1.04	21.39	15.47							
	Physical Collocation - DS3 Cross-Connect, provisioning			CLO, ULDO3, ULD12, ULD48, U1TO3, U1T12, U1T48, UDLO3, UDL12, UDF	PE1P3	13.21	20.28	14.76							
	Physical Collocation - 2-Fiber Cross-Connect			ULDO3, ULD12, ULD48, U1TO3, U1T12, U1T48, UDLO3, UDL12, UDF, UDFCX	PE1F2	2.62	20.28	14.76							
	Physical Collocation - 4-Fiber Cross-Connect				PE1F4	4.65	24.81	19.29							

Pricing Schedule - Louisiana															
CATEGORY	RATE ELEMENTS	Interim	Zone	BCS	USOC	RATES(\$)				Svc Order Submitted Elec per LSR	Svc Order Submitted Manually per LSR	Incremental Charge - Manual Svc Order vs. Electronic-1st	Incremental Charge - Manual Svc Order vs. Electronic-Add'l	Incremental Charge - Manual Svc Order vs. Electronic-Disc 1st	Incremental Charge - Manual Svc Order vs. Electronic-Disc Add'l
						Rec	Nonrecurring		Nonrecurring Disconnect				OSS Rates(\$)		
							First	Add'l	First	Add'l	SOMECE	SOMAN	SOMAN	SOMAN	SOMAN
	Physical Collocation - Co-Carrier Cross Connects/Direct Connect - Fiber Cable Support Structure, per linear foot, per cable.			CLO	PE1ES	0.001									
	Physical Collocation - Co-Carrier Cross Connect/Direct Connect - Copper/Coax Cable Support Structure, per linear foot, per cable.			CLO	PE1DS	0.0015									
	Physical Collocation 2-Wire Cross Connect, Port			UEPSR, UEPS, UEPE, UEPSB, UEPX, UEP2C	PE1R2	0.0318	11.94	11.46							
	Physical Collocation 4-Wire Cross Connect, Port			UEPEX, UEPDD	PE1R4	0.0636	12.04	11.53							
Security															
	Physical Collocation - Security Escort for Basic Time - normally scheduled work, per half hour			CLO	PE1BT		16.44	10.42							
	Physical Collocation - Security Escort for Overtime - outside of normally scheduled working hours on a scheduled work day, per half hour			CLO	PE1OT		21.41	13.45							
	Physical Collocation - Security Escort for Premium Time - outside of scheduled work day, per half hour			CLO	PE1PT		26.38	16.49							
	Physical Collocation - Security Access System - Security System per Central Office, per Sq. Ft.			CLO	PE1AY	0.0224									
	Physical Collocation - Security Access System - New Card Activation, per Card Activation (First), per State			CLO	PE1A1	0.0579	27.50								
	Physical Collocation - Security Access System - Administrative Change, existing Access Card, per Request, per State, per Card			CLO	PE1AA		7.74								
	Physical Collocation - Security Access System - Replace Lost or Stolen Card, per Card			CLO	PE1AR		22.64								
	Physical Collocation - Security Access - Initial Key, per Key			CLO	PE1AK		13.01								
	Physical Collocation - Security Access - Key, Replace Lost or Stolen Key, per Key			CLO	PE1AL		13.01								
CFA															
	Physical Collocation - CFA Information Resend Request, per premises, per arrangement, per request			CLO	PE1C9		77.43								
Cable Records															
	Recurring Collocation Cable Records - per request			CLO	PE1CU	10.97									
	Recurring Collocation Cable Records - VG/DS0 Cable, per cable record			CLO	PE1CE	5.29									
	Recurring Collocation Cable Records - VG/DS0 Cable, per each 100 pair			CLO	PE1CT	0.08									
	Recurring Collocation Cable Records - DS1, per T1TIE			CLO	PE1C2	0.04									
	Recurring Collocation Cable Records - DS3, per T3TIE			CLO	PE1C4	0.13									
	Recurring Collocation Cable Records - Fiber Cable, per 99 fiber records			CLO	PE1CG	1.37									
	Physical Collocation, Cable Records, CAT5/RJ45			CLO	PE1C6	0.04									
Virtual to Physical															
	Physical Collocation - Virtual to Physical Collocation Relocation, per Voice Grade Circuit			CLO	PE1BV		33.00								
	Physical Collocation - Virtual to Physical Collocation Relocation, per DSO Circuit			CLO	PE1BO		33.00								
	Physical Collocation - Virtual to Physical Collocation Relocation, per DS1 Circuit			CLO	PE1B1		52.00								
	Physical Collocation - Virtual to Physical Collocation Relocation, per DS3 Circuit			CLO	PE1B3		52.00								
	Physical Collocation - Virtual to Physical Collocation In-Place, Per Voice Grade Circuit			CLO	PE1BR		22.52								
	Physical Collocation Virtual to Physical Collocation In-Place, Per DSO Circuit			CLO	PE1BP		22.52								
	Physical Collocation - Virtual to Physical Collocation In-Place, Per DS1 Circuit			CLO	PE1BS		32.74								
	Physical Collocation - Virtual to Physical Collocation In-Place, per DS3 Circuit			CLO	PE1BE		32.74								
Entrance Cable															
	Physical Collocation - Fiber Cable Installation, Pricing, non-recurring charge, per Entrance Cable			CLO	PE1BD		841.54								

Pricing Schedule - Louisiana															
CATEGORY	RATE ELEMENTS	Interim	Zone	BCS	USOC	RATES(\$)				Svc Order Submitted Elec per LSR	Svc Order Submitted Manually per LSR	Incremental Charge - Manual Svc Order vs. Electronic-1st	Incremental Charge - Manual Svc Order vs. Electronic-Add'l	Incremental Charge - Manual Svc Order vs. Electronic-Disc 1st	Incremental Charge - Manual Svc Order vs. Electronic-Disc Add'l
						Rec	Nonrecurring First	Nonrecurring Add'l	Nonrecurring Disconnect First	Nonrecurring Disconnect Add'l	SOMECEC	SOMAN	SOMAN	SOMAN	SOMAN
	Physical Collocation - Fiber Cable Support Structure, per Entrance Cable			CLO	PE1PM	18.31									
	Physical Collocation - Fiber Entrance Cable Installation, per Fiber			CLO	PE1ED	3.88									
VIRTUAL COLLOCATION															
Application															
	Virtual Collocation - Application Fee			AMTFS	EAFF	1,770.40									
	Virtual Collocation - Co-Carrier Cross Connects/Direct Connect, Application Fee, per application			AMTFS	VE1CA	583.30									
	Virtual Collocation Administrative Only - Application Fee			AMTFS	VE1AF	741.97									
Space Preparation															
	Virtual Collocation - Floor Space, per sq. ft.			AMTFS	ESPVX	5.30									
Power															
	Virtual Collocation - Power, per fused amp			AMTFS	ESPAX	8.32									
Cross Connects (Cross Connects, Co-Carrier Cross Connects, and Ports)															
	Virtual Collocation - 2-wire cross-connect, loop, provisioning			UEANL, UEA, UDN, UAL, UHL, UCL, UEQ, UNCVX, UNCDX, UNCNDX	UEAC2	0.0296	11.94	11.46							
	Virtual Collocation - 4-wire cross-connect, loop, provisioning			UEA, UHL, UCL, UDL, UNCVX, UNCDX	UEAC4	0.0591	12.04	11.53							
	Virtual collocation - Special Access & UNE, cross-connect per DS1			ULR, UXTD1, UNC1X, ULDD1, U1TD1, USLEL, UNLD1, USL, UEPEX, UEPEX	CNC1X	1.04	21.39	15.47							
	Virtual collocation - Special Access & UNE, cross-connect per DS3			USL, UE3, U1TD3, UXTS1, UXTD3, UNC3X, UNCSX, ULDD3, U1TS1, ULDS1, UDLSX, UNLD3, XDEST	CND3X	13.21	20.28	14.76							
	Virtual Collocation - 2-Fiber Cross Connects			UDL12, UDLO3, U1T48, U1T12, U1TO3, ULDO3, ULD12, ULD48, UDF	CNC2F	2.65	20.29	14.76							
	Virtual Collocation - 4-Fiber Cross Connects			UDL12, UDLO3, U1T48, U1T12, U1TO3, ULDO3, ULD12, ULD48, UDF	CNC4F	5.31	24.81	19.29							
	Virtual Collocation - Co-Carrier Cross Connects/Direct Connect - Fiber Cable Support Structure, per linear foot, per cable			AMTFS	VE1CB	0.001									
	Virtual Collocation - Co-Carrier Cross Connects/Direct Connect - Copper/Coax Cable Support Structure, per linear foot, per cable			AMTFS	VE1CD	0.0015									
	Virtual Collocation 2-Wire Cross Connect, Port			UEPSX, UEPSB, UEPSL, UEPSR, UEPSR, UEPSR	VE1R2	0.0296	11.94	11.46							
	Virtual Collocation 4-Wire Cross Connect, Port			UEPDD, UEPEX	VE1R4	0.0591	12.04	11.53							
CFA															
	Virtual Collocation - CFA Information Resend Request, per Premises, per Arrangement, per request			AMTFS	VE1QR	77.43									
Cable Records															
	Virtual Collocation Cable Records - per request(LA only)			AMTFS	VE1BG	10.97									
	Virtual Collocation Cable Records - VG/DS0 Cable, per cable record(LA only)			AMTFS	VE1BH	5.29									
	Virtual Collocation Cable Records - VG/DS0 Cable, per each 100 pair(LA only)			AMTFS	VE1BJ	0.08									
	Virtual Collocation Cable Records - DS1, per T1TIE(LA only)			AMTFS	VE1BK	0.04									
	Virtual Collocation Cable Records - DS3, per T3TIE(LA only)			AMTFS	VE1BL	0.13									

Pricing Schedule - Louisiana															
CATEGORY	RATE ELEMENTS	Interim	Zone	BCS	USOC	RATES(\$)				Svc Order Submitted Elec per LSR	Svc Order Submitted Manually per LSR	Incremental Charge - Manual Svc Order vs. Electronic- 1st	Incremental Charge - Manual Svc Order vs. Electronic- Add'l	Incremental Charge - Manual Svc Order vs. Electronic- Disc 1st	Incremental Charge - Manual Svc Order vs. Electronic- Disc Add'l
						Rec	Nonrecurring		Nonrecurring Disconnect				OSS Rates(\$)		
							First	Add'l	First	Add'l	SOMECE	SOMAN	SOMAN	SOMAN	SOMAN
	Virtual Collocation Cable Records - Fiber Cable, per 99 fiber records(LA only)			AMTFS	VE1BM	1.37									
	Virtual Collocation Cable Records - CAT 5/RJ45 (LA only)			AMTFS	VE1B6	0.04									
Security															
	Virtual collocation - Security escort, basic time, normally scheduled work hours			AMTFS	SPTBX		16.44	10.42							
	Virtual collocation - Security escort, overtime, outside of normally scheduled work hours on a normal working day			AMTFS	SPTOX		21.41	13.45							
	Virtual collocation - Security escort, premium time, outside of a scheduled work day			AMTFS	SPTPX		26.38	16.49							
Maintenance															
	Virtual collocation - Maintenance in CO - Basic, per half hour			AMTFS	CTRLX		27.12	10.42							
	Virtual collocation - Maintenance in CO - Overtime, per half hour			AMTFS	SPTOM		35.42	13.45							
	Virtual collocation - Maintenance in CO - Premium per half hour			AMTFS	SPTPM		43.72	16.49							
Entrance Cable															
	Virtual Collocation - Cable Installation Charge, per cable			AMTFS	ESPCX		841.54								
	Virtual Collocation - Cable Support Structure, per cable			AMTFS	ESPSX	16.02									
COLLOCATION IN THE REMOTE SITE															
Physical Remote Site Collocation															
	Physical Collocation in the Remote Site - Application Fee			CLORS	PE1RA		298.80								
	Cabinet Space in the Remote Site per Bay/ Rack			CLORS	PE1RB	225.39									
	Physical Collocation in the Remote Site - Security Access - Key			CLORS	PE1RD		13.01								
	Physical Collocation in the Remote Site - Space Availability Report per Premises Requested			CLORS	PE1SR		112.52								
	Physical Collocation in the Remote Site - Remote Site CLLI Code Request, per CLLI Code Requested			CLORS	PE1RE		36.47								
	Remote Site DLEC Data (BRSDDD), per Compact Disk, per CO			CLORS	PE1RR		233.21								
	Physical Collocation - Security Escort for Basic Time - normally scheduled work, per half hour			CLORS	PE1BT		16.44	10.42							
	Physical Collocation - Security Escort for Overtime - outside of normally scheduled working hours on a scheduled work day, per half hour			CLORS	PE1OT		21.41	13.45							
	Physical Collocation - Security Escort for Premium Time - outside of scheduled work day, per half hour			CLORS	PE1PT		26.38	16.49							
Adjacent Remote Site Collocation															
	Remote Site-Adjacent Collocation-Application Fee			CLORS	PE1RU		755.62	755.62							
	Remote Site-Adjacent Collocation - Real Estate, per square foot			CLORS	PE1RT	0.134									
	Remote Site-Adjacent Collocation - AC Power, per breaker amp			CLORS	PE1RS	6.27									
NOTE: If Security Escort and/or Add'l Engineering Fees become necessary for adjacent remote site collocation, the Parties will negotiate appropriate rates.															
Virtual Remote Site Collocation															
	Virtual Collocation in the Remote Site - Application Fee			VE1RS	VE1RB		298.80								
	Virtual Collocation in the Remote Site - Per Bay/Rack of Space			VE1RS	VE1RC	225.39									
	Virtual Collocation in the Remote Site - Space Availability Report per Premises requested			VE1RS	VE1RR		112.52								
	Virtual Collocation in the Remote Site - Remote Site CLLI Code Request, per CLLI Code Requested			VE1RS	VE1RL		36.47								
ADJACENT COLLOCATION															
	Adjacent Collocation - Space Charge per Sq. Ft.			CLOAC	PE1JA	0.0552									
	Adjacent Collocation - Electrical Facility Charge per Linear Ft.			CLOAC	PE1JC	5.61									
	Adjacent Collocation - 2-Wire Cross-Connects			UEANL,UEQ,UEA,U CL, UAL, UHL, UDN	PE1JE	0.0245	11.94	11.46							
	Adjacent Collocation - 4-Wire Cross-Connects			UEA,UHL,UDL,UCL	PE1JF	0.0491	12.04	11.53							
	Adjacent Collocation - DS1 Cross-Connects			USL	PE1JG	0.9605	21.39	15.47							
	Adjacent Collocation - DS3 Cross-Connects			UE3	PE1JH	13.01	20.28	14.76							
	Adjacent Collocation - 2-Fiber Cross-Connect			CLOAC	PE1JJ	2.20	20.28	14.76							
	Adjacent Collocation - 4-Fiber Cross-Connect			CLOAC	PE1JK	4.21	24.81	19.29							
	Adjacent Collocation - Application Fee			CLOAC	PE1JB		1,543.20								

Pricing Schedule - Louisiana															
CATEGORY	RATE ELEMENTS	Interim	Zone	BCS	USOC	RATES(\$)				Svc Order Submitted Elec per LSR	Svc Order Submitted Manually per LSR	Incremental Charge - Manual Svc Order vs. Electronic-1st	Incremental Charge - Manual Svc Order vs. Electronic-Add'l	Incremental Charge - Manual Svc Order vs. Electronic-Disc 1st	Incremental Charge - Manual Svc Order vs. Electronic-Disc Add'l
						Rec	Nonrecurring		Nonrecurring Disconnect				OSS Rates(\$)		
							First	Add'l	First	Add'l	SOMECEC	SOMAN	SOMAN	SOMAN	SOMAN
	Adjacent Collocation - 120V, Single Phase Standby Power Rate per AC Breaker Amp			CLOAC	PE1JL	5.45									
	Adjacent Collocation - 240V, Single Phase Standby Power Rate per AC Breaker Amp			CLOAC	PE1JM	10.92									
	Adjacent Collocation - 120V, Three Phase Standby Power Rate per AC Breaker Amp			CLOAC	PE1JN	16.37									
	Adjacent Collocation - 277V, Three Phase Standby Power Rate per AC Breaker Amp			CLOAC	PE1JO	37.80									
DIRECTORY DELIVERY															
	Each subscriber will receive one (1) copy per primary End User listing of AT&T White Pages directory in the same manner and at the same time that they are delivered to AT&T's subscribers during the annual delivery of newly published directories.														
BRANDING - DIRECTORY ASSISTANCE															
Facility Based CLEC															
	Recording and Provisioning of DA Custom Branded Announcement			AMT	CBADA		3,000.00	3,000.00							
	Loading of Custom Branded Announcement per Switch per OCN			AMT	CBADC		1,170.00	1,170.00							
Wholesale CLEC															
	Recording of DA Custom Branded Announcement						3,000.00	3,000.00							
	Loading of DA Custom Branded Announcement per Switch per OCN						1,170.00	1,170.00							
Unbranding via OLNS for Wholesale CLEC															
	Loading of DA per OCN (1 OCN per Order)						420.00	420.00							
	Loading of DA per Switch per OCN						16.00	16.00							
DIRECTORY ASSISTANCE SERVICES															
DIRECTORY ASSISTANCE ACCESS SERVICE															
	Directory Assistance Access Service Calls, Charge Per Call					0.31									
DIRECTORY ASSISTANCE CALL COMPLETION ACCESS SERVICE (DACC)															
	Directory Assistance Call Completion Access Service (DACC), Per Call Attempt					0.10									
	Directory Assistance - Rate Reference Initial Load						5,000.00								
	Directory Assistance - Rate Reference Subsequent Load							1,500.00							
Directory Assistance Database Service (DADS)															
	Directory Assistance Database Service (DADS)-Initial Load, per listing						0.04								
	Directory Assistance Database Service (DADS)-Update, per listing						0.04								
	Directory Assistance Database Service (DADS)-Monthly Recurring Fee					150.00									
BRANDING - OPERATOR CALL PROCESSING															
Facility based CLEC															
	Recording of Custom Branded OA Announcement			AMT	CBAOS		7,000.00	7,000.00							
	Loading of Custom Branded OA Announcement per shelf/NAV per OCN			AMT	CBAOL		500.00	500.00							
Wholesale CLEC															
	Recording of Custom Branded OA Announcement						7,000.00	7,000.00							
	Loading of Custom Branded OA Announcement per shelf/NAV per OCN						500.00	500.00							
	Loading of OA Custom Branded Announcement per Switch per OCN						1,170.00	1,170.00							
Unbranding via OLNS for Wholesale CLEC															
	Loading of OA per OCN (Regional)						1,200.00	1,200.00							
INWARD OPERATOR SERVICES															
	Inward Operator Services - Verification, Per Minute					1.15									
	Inward Operator Services - Verification and Emergency Interrupt - Per Minute					1.15									
OPERATOR CALL PROCESSING															

Pricing Schedule - Louisiana																		
CATEGORY	RATE ELEMENTS				Interim	Zone	BCS	USOC	RATES(\$)				Svc Order Submitted Elec per LSR	Svc Order Submitted Manually per LSR	Incremental Charge - Manual Svc Order vs. Electronic-1st	Incremental Charge - Manual Svc Order vs. Electronic-Add'l	Incremental Charge - Manual Svc Order vs. Electronic-Disc 1st	Incremental Charge - Manual Svc Order vs. Electronic-Disc Add'l
								Rec	Nonrecurring		Nonrecurring Disconnect		OSS Rates(\$)					
									First	Add'l	First	Add'l	SOMECD	SOMAN	SOMAN	SOMAN	SOMAN	SOMAN
		Oper. Call Processing - Oper. Provided, Per Min. - Using BST LIDB						1.20										
		Oper. Call Processing - Oper. Provided, Per Min. - Using Foreign LIDB						1.24										
		Oper. Call Processing - Fully Automated, per Call - Using BST LIDB						0.20										
		Oper. Call Processing - Fully Automated, per Call - Using Foreign LIDB						0.20										
		Operator Services - Rate Reference Initial Load							5,000.00									
		Operator Services - Rate Reference Subsequent Load								1,500.00								
STRUCTURE ACCESS																		
<p>NOTE: Urban and non-urban are defined by the Bureau of Census as follows: Urban is a city plus the closely-settled urban fringe that together have a minimum population of 50,000. Non-urban is less than 50,000.</p> <p>Conduit rates will apply to each passageway (innerduct).</p> <p>For the purpose of determining the Duct feet chargeable, the Duct considered occupied shall be measured from the center to center of adjacent Manhole(s), or from the center of a Manhole to the end of a Duct not terminated in a Manhole.</p> <p>The rates are not applicable for crossings of any navigable waterway. Rates for navigable waterway crossings will be calculated on an individual case basis.</p>																		
		Poles & Ducts - Poles (\$/attachment/yr.) NON-URBAN						6.92										
		Poles & Ducts - Poles (\$/attachment/yr.) URBAN						9.76										
		Poles & Ducts - Per Foot Conduit Occupancy Fees Full Duct (\$/ft/yr.)						0.37										
		Pole Attachment Transfer Rate						41.00										
		Cable Rate						7.39										
BONA FIDE REQUEST																		
		Deposit						2000.00										

Pricing Schedule - Mississippi															
CATEGORY	RATE ELEMENTS	Interim	Zone	BCS	USOC	RATES(\$)				Svc Order Submitted Elec per LSR	Svc Order Submitted Manually per LSR	Incremental Charge - Manual Svc Order vs. Electronic-1st	Incremental Charge - Manual Svc Order vs. Electronic-Add'l	Incremental Charge - Manual Svc Order vs. Electronic-Disc 1st	Incremental Charge - Manual Svc Order vs. Electronic-Disc Add'l
						Rec	Nonrecurring		Nonrecurring Disconnect				OSS Rates(\$)		
							First	Add'l	First	Add'l	SOME C	SOMAN	SOMAN	SOMAN	SOMAN
RESALE APPLICABLE DISCOUNTS															
	Residence %					15.75									
	Business %					15.75									
	CSAs %					15.75									
OPERATIONS SUPPORT SYSTEMS (OSS) - "REGIONAL RATES"															
	NOTE: (1) CLEC should contact its contract negotiator if it prefers the "state specific" OSS charges as ordered by the State Commissions. The OSS charges currently contained in this rate exhibit are the AT&T "regional" service ordering charges. CLEC may elect either the state specific Commission ordered rates for the service ordering charges, or CLEC may elect the regional service ordering charge, however, CLEC can not obtain a mixture of the two regardless if CLEC has a interconnection contract established in each of the 9 states.														
	OSS - Electronic Service Order Charge, Per Local Service Request (LSR) - Resale Only				SOME C		3.50	0.00	3.50	0.00					
	OSS - Manual Service Order Charge, Per Local Service Request (LSR) - Resale Only				SOMAN		19.99	0.00	19.99	0.00					
ODUF/EODUF SERVICES															
	OPTIONAL DAILY USAGE FILE (ODUF)														
	ODUF: Recording, per message					0.0000063									
	ODUF: Message Processing, per message					0.004707									
	ODUF: Message Processing, per Magnetic Tape provisioned					49.04									
	ODUF: Data Transmission (CONNECT:DIRECT), per message					0.00010669									
	ENHANCED OPTIONAL DAILY USAGE FILE (EODUF)														
	EODUF: Message Processing, per message					0.250424									
SELECTIVE CALL ROUTING USING LINE CLASS CODES (SCR-LCC)															
	Selective Routing Per Unique Line Class Code Per Request Per Switch						85.19	85.19	14.19	14.19					
DIRECTORY ASSISTANCE CUSTOM BRANDING ANNOUNCEMENT via OLNS SOFTWARE															
	Recording of DA Custom Branded Announcement						3,000.00	3,000.00							
	Loading of DA Custom Branded Announcement per Switch per OCN						1,170.00	1,170.00							
DIRECTORY ASSISTANCE UNBRANDING via OLNS SOFTWARE															
	Loading of DA per OCN (1 OCN per Order)						420.00	420.00							
	Loading of DA per Switch per OCN						16.00	16.00							
OPERATOR ASSISTANCE CUSTOM BRANDING ANNOUNCEMENT via OLNS SOFTWARE															
	Recording of Custom Branded OA Announcement						7,000.00	7,000.00							
	Loading of Custom Branded OA Announcement per shelf/NAV per OCN						500.00	500.00							
	Loading of OA Custom Branded Announcement per Switch per OCN						1,170.00	1,170.00							
OPERATOR ASSISTANCE UNBRANDING via OLNS SOFTWARE															
	Loading of OA per OCN (Regional)						1,200.00	1,200.00							
The "Zone" shown in the sections for stand-alone loops or loops as part of a combination refers to Geographically Deaveraged UNE Zones. To view Geographically Deaveraged UNE Zone Designations by Central Office, refer to internet Website: http://w.wholesale.att.com/															
OPERATIONS SUPPORT SYSTEMS (OSS) - "REGIONAL RATES"															
	NOTE: (1) CLEC should contact its contract negotiator if it prefers the "state specific" OSS charges as ordered by the State Commissions. The OSS charges currently contained in this rate exhibit are the AT&T "regional" service ordering charges. CLEC may elect either the state specific Commission ordered rates for the service ordering charges, or CLEC may elect the regional service ordering charge, however, CLEC can not obtain a mixture of the two regardless if CLEC has a interconnection contract established in each of the 9 states.														
	NOTE: (2) Any element that can be ordered electronically will be billed according to the SOME C rate listed in this category. Please refer to AT&T's Local Ordering Handbook (LOH) to determine if a product can be ordered electronically. For those elements that cannot be ordered electronically at present per the LOH, the listed SOME C rate in this category reflects the charge that would be billed to a CLEC once electronic ordering capabilities come on-line for that element. Otherwise, the manual ordering charge, SOMAN, will be applied to a CLECs bill when it submits an LSR to AT&T.														
	OSS - Electronic Service Order Charge, Per Local Service Request (LSR) - UNE Only				SOME C		3.50	0.00	3.50	0.00					
	OSS - Manual Service Order Charge, Per Local Service Request (LSR) - UNE Only				SOMAN		15.75	0.00	1.97	0.00					
UNE SERVICE DATE ADVANCEMENT CHARGE															
NOTE: The Expedite charge will be maintained commensurate with BellSouth's FCC No.1 Tariff, Section 5 as applicable.															

Pricing Schedule - Mississippi

Pricing Schedule - Mississippi																
CATEGORY	RATE ELEMENTS	Interim	Zone	BCS	USOC	RATES(\$)				Svc Order Submitted Elec per LSR	Svc Order Submitted Manually per LSR	Incremental Charge - Manual Svc Order vs. Electronic-1st	Incremental Charge - Manual Svc Order vs. Electronic-Add'l	Incremental Charge - Manual Svc Order vs. Electronic-Disc 1st	Incremental Charge - Manual Svc Order vs. Electronic-Disc Add'l	
						Rec	Nonrecurring		Nonrecurring Disconnect		OSS Rates(\$)					
							First	Add'l	First	Add'l	SOMECE	SOMAN	SOMAN	SOMAN	SOMAN	SOMAN
	UNE Expedite Charge per Circuit or Line Assignable USOC, per Day			UAL, UEANL, UCL, UEF, UDF, UEQ, UDL, UENTW, UDN, UEA, UHL, ULC, USL, U1T12, U1T48, U1TD1, U1TD3, U1TDX, U1TO3, U1TS1, U1TVX, UC1BC, UC1BL, UC1CC, UC1CL, UC1DC, UC1DL, UC1EC, UC1EL, UC1FC, UC1FL, UC1GC, UC1GL, UC1HC, UC1HL, UDL12, UDL48, UDL03, UDLSX, UE3, ULD12, ULD48, ULDD1, ULDD3, ULDDX, ULDO3, ULDS1, ULDVX, UNC1X, UNC3X, UNCDX, UNCNX, UNCSX, UNCVX, UNLD1, UNLD3, UXTD1, UXTD3, UXTS1, U1TUC, U1TUD, U1TUB, U1TUA, NTCVG, NTCUD, NTCD1	SDASP		200.00									
ORDER MODIFICATION CHARGE																
	Order Modification Charge (OMC)						26.21	0.00	0.00	0.00						
	Order Modification Additional Dispatch Charge (OMCAD)						150.00	0.00	0.00	0.00						
UNBUNDLED EXCHANGE ACCESS LOOP																
2-WIRE ANALOG VOICE GRADE LOOP																
	2-Wire Analog Voice Grade Loop - Service Level 1- Zone 1		1	UEANL	UEAL2	12.03	37.92	17.55	23.48	5.25						
	2-Wire Analog Voice Grade Loop - Service Level 1- Zone 2		2	UEANL	UEAL2	16.87	37.92	17.55	23.48	5.25						
	2-Wire Analog Voice Grade Loop - Service Level 1- Zone 3		3	UEANL	UEAL2	25.68	37.92	17.55	23.48	5.25						
	2-Wire Analog Voice Grade Loop - Service Level 1- Zone 4		4	UEANL	UEAL2	43.85	37.92	17.55	23.48	5.25						
	2-Wire Analog Voice Grade Loop - Service Level 1- Zone 1		1	UEANL	UEASL	12.03	37.92	17.55	23.48	5.25						
	2-Wire Analog Voice Grade Loop - Service Level 1- Zone 2		2	UEANL	UEASL	16.87	37.92	17.55	23.48	5.25						
	2-Wire Analog Voice Grade Loop - Service Level 1- Zone 3		3	UEANL	UEASL	25.68	37.92	17.55	23.48	5.25						
	2-Wire Analog Voice Grade Loop - Service Level 1- Zone 4		4	UEANL	UEASL	43.85	37.92	17.55	23.48	5.25						
	Manual Order Coordination for UVL-SL1s (per loop)			UEANL	UEAMC		8.20	8.20								
	Order Coordination for Specified Conversion Time for UVL-SL1 (per LSR)			UEANL	OCOSL		18.19	18.19								
	Bulk Migration, per 2 Wire Voice Loop-SL1			UEANL	UREPN		37.92	17.55	23.48	5.25						
	Bulk Migration Order Coordination, per 2 Wire Voice Loop-SL1			UEANL	UREPM		8.20	8.20								
2-WIRE Unbundled COPPER LOOP																
	2-Wire Unbundled Copper Loop - Non-Designed Zone 1	I	1	UEQ	UEQ2X	11.01	36.53	16.16	22.66	4.42						
	2 Wire Unbundled Copper Loop - Non-Designed - Zone 2	I	2	UEQ	UEQ2X	11.51	36.53	16.16	22.66	4.42						
	2 Wire Unbundled Copper Loop - Non-Designed - Zone 3	I	3	UEQ	UEQ2X	11.57	36.53	16.16	22.66	4.42						
	2 Wire Unbundled Copper Loop - Non-Designed - Zone 4	I	4	UEQ	UEQ2X	13.10	36.53	16.16	22.66	4.42						
	Manual Order Coordination 2 Wire Unbundled Copper Loop - Non-Designed (per loop)			UEQ	USBMC		8.20	8.20								
	Bulk Migration, per 2 Wire UCL-ND			UEQ	UREPN		36.53	16.16	22.66	4.42						
	Bulk Migration Order Coordination, per 2 Wire UCL-ND			UEQ	UREPM		8.20	8.20								
UNBUNDLED EXCHANGE ACCESS LOOP																
2-WIRE ANALOG VOICE GRADE LOOP																
	Switch-As-Is Conversion rate per UNE Loop, Single LSR, (per DS0)			UEA	URES�		25.01	3.53								
	Switch-As-Is Conversion rate per UNE Loop, Spreadsheet, (per DS0)			UEA	URESР		26.50	5.02								

Pricing Schedule - Mississippi																
CATEGORY	RATE ELEMENTS	Interim	Zone	BCS	USOC	RATES(\$)				Svc Order Submitted Elec per LSR	Svc Order Submitted Manually per LSR	Incremental Charge - Manual Svc Order vs. Electronic-1st	Incremental Charge - Manual Svc Order vs. Electronic-Add'l	Incremental Charge - Manual Svc Order vs. Electronic-Disc 1st	Incremental Charge - Manual Svc Order vs. Electronic-Disc Add'l	
						Rec	Nonrecurring		Nonrecurring Disconnect							OSS Rates(\$)
						First	Add'l	First	Add'l	SOMECS	SOMAN	SOMAN	SOMAN	SOMAN	SOMAN	
	Bulk Migration, per 2 Wire Voice Loop-SL2			UEA	UREPN		105.96	68.28								
	Bulk Migration Order Coordination, per 2 Wire Voice Loop-SL2			UEA	UREPM		0.00	0.00								
4-WIRE ANALOG VOICE GRADE LOOP																
	4-Wire Analog Voice Grade Loop - Zone 1		1	UEA	UEAL4	27.47	132.27	94.59	60.68	14.64						
	4-Wire Analog Voice Grade Loop - Zone 2		2	UEA	UEAL4	38.26	132.27	94.59	60.68	14.64						
	4-Wire Analog Voice Grade Loop - Zone 3		3	UEA	UEAL4	50.03	132.27	94.59	60.68	14.64						
	4-Wire Analog Voice Grade Loop - Zone 4		4	UEA	UEAL4	50.03	132.27	94.59	60.68	14.64						
	Switch-As-Is Conversion rate per UNE Loop, Single LSR, (per DS0)			UEA	URESLS		25.01	3.53								
	Switch-As-Is Conversion rate per UNE Loop, Spreadsheet, (per DS0)			UEA	URESPL		26.50	5.02								
2-WIRE ISDN DIGITAL GRADE LOOP																
	2-Wire ISDN Digital Grade Loop - Zone 1		1	UDN	U1L2X	21.01	117.61	79.92	52.82	10.37						
	2-Wire ISDN Digital Grade Loop - Zone 2		2	UDN	U1L2X	27.59	117.61	79.92	52.82	10.37						
	2-Wire ISDN Digital Grade Loop - Zone 3		3	UDN	U1L2X	37.34	117.61	79.92	52.82	10.37						
	2-Wire ISDN Digital Grade Loop - Zone 4		4	UDN	U1L2X	59.18	117.61	79.92	52.82	10.37						
2-WIRE ASYMMETRICAL DIGITAL SUBSCRIBER LINE (ADSL) COMPATIBLE LOOP																
	2 Wire Unbundled ADSL Loop including manual service inquiry & facility reservation - Zone 1		1	UAL	UAL2X	11.11	121.27	70.81	50.38	7.93						
	2 Wire Unbundled ADSL Loop including manual service inquiry & facility reservation - Zone 2		2	UAL	UAL2X	11.47	121.27	70.81	50.38	7.93						
	2 Wire Unbundled ADSL Loop including manual service inquiry & facility reservation - Zone 3		3	UAL	UAL2X	11.74	121.27	70.81	50.38	7.93						
	2 Wire Unbundled ADSL Loop including manual service inquiry & facility reservation - Zone 4		4	UAL	UAL2X	12.69	121.27	70.81	50.38	7.93						
	2 Wire Unbundled ADSL Loop without manual service inquiry & facility reservation - Zone 1		1	UAL	UAL2W	11.11	96.15	58.03	50.38	7.93						
	2 Wire Unbundled ADSL Loop without manual service inquiry & facility reservation - Zone 2		2	UAL	UAL2W	11.47	96.15	58.03	50.38	7.93						
	2 Wire Unbundled ADSL Loop without manual service inquiry & facility reservation - Zone 3		3	UAL	UAL2W	11.74	96.15	58.03	50.38	7.93						
	2 Wire Unbundled ADSL Loop without manual service inquiry & facility reservation - Zone 4		4	UAL	UAL2W	12.69	96.15	58.03	50.38	7.93						
2-WIRE HIGH BIT RATE DIGITAL SUBSCRIBER LINE (HDSL) COMPATIBLE LOOP																
	2 Wire Unbundled HDSL Loop including manual service inquiry & facility reservation - Zone 1		1	UHL	UHL2X	8.75	129.98	79.52	50.38	7.93						
	2 Wire Unbundled HDSL Loop including manual service inquiry & facility reservation - Zone 2		2	UHL	UHL2X	9.22	129.98	79.52	50.38	7.93						
	2 Wire Unbundled HDSL Loop including manual service inquiry & facility reservation - Zone 3		3	UHL	UHL2X	9.87	129.98	79.52	50.38	7.93						
	2 Wire Unbundled HDSL Loop including manual service inquiry & facility reservation - Zone 4		4	UHL	UHL2X	10.46	129.98	79.52	50.38	7.93						
	2 Wire Unbundled HDSL Loop without manual service inquiry and facility reservation - Zone 1		1	UHL	UHL2W	8.75	104.86	66.74	50.38	7.93						
	2 Wire Unbundled HDSL Loop without manual service inquiry and facility reservation - Zone 2		2	UHL	UHL2W	9.22	104.86	66.74	50.38	7.93						
	2 Wire Unbundled HDSL Loop without manual service inquiry and facility reservation - Zone 3		3	UHL	UHL2W	9.87	104.86	66.74	50.38	7.93						
	2 Wire Unbundled HDSL Loop without manual service inquiry and facility reservation - Zone 4		4	UHL	UHL2W	10.46	104.86	66.74	50.38	7.93						
4-WIRE HIGH BIT RATE DIGITAL SUBSCRIBER LINE (HDSL) COMPATIBLE LOOP																
	4 Wire Unbundled HDSL Loop including manual service inquiry and facility reservation - Zone 1		1	UHL	UHL4X	13.78	158.74	108.28	56.72	10.68						
	4-Wire Unbundled HDSL Loop including manual service inquiry and facility reservation - Zone 2		2	UHL	UHL4X	13.43	158.74	108.28	56.72	10.68						
	4-Wire Unbundled HDSL Loop including manual service inquiry and facility reservation - Zone 3		3	UHL	UHL4X	15.59	158.74	108.28	56.72	10.68						
	4-Wire Unbundled HDSL Loop including manual service inquiry and facility reservation - Zone 4		4	UHL	UHL4X	14.46	158.74	108.28	56.72	10.68						
	4-Wire Unbundled HDSL Loop without manual service inquiry and facility reservation - Zone 1		1	UHL	UHL4W	13.78	133.62	95.50	56.72	10.68						
	4-Wire Unbundled HDSL Loop without manual service inquiry and facility reservation - Zone 2		2	UHL	UHL4W	13.43	133.62	95.50	56.72	10.68						

Pricing Schedule - Mississippi																
CATEGORY	RATE ELEMENTS	Interim	Zone	BCS	USOC	RATES(\$)					Svc Order Submitted Elec per LSR	Svc Order Submitted Manually per LSR	Incremental Charge - Manual Svc Order vs. Electronic-1st	Incremental Charge - Manual Svc Order vs. Electronic-Add'l	Incremental Charge - Manual Svc Order vs. Electronic-Disc 1st	Incremental Charge - Manual Svc Order vs. Electronic-Disc Add'l
						Rec	Nonrecurring		Nonrecurring Disconnect				OSS Rates(\$)			
							First	Add'l	First	Add'l	SOMECE	SOMAN	SOMAN	SOMAN	SOMAN	SOMAN
	4-Wire Unbundled HDSL Loop without manual service inquiry and facility reservation - Zone 3		3	UHL	UHL4W	15.59	133.62	95.50	56.72	10.68						
	4-Wire Unbundled HDSL Loop without manual service inquiry and facility reservation - Zone 4		4	UHL	UHL4W	14.46	133.62	95.50	56.72	10.68						
4-WIRE DS1 DIGITAL LOOP																
	4-Wire DS1 Digital Loop - Zone 1		1	USL	USLXX	79.08	253.93	158.45	46.10	12.07						
	4-Wire DS1 Digital Loop - Zone 2		2	USL	USLXX	129.38	253.93	158.45	46.10	12.07						
	4-Wire DS1 Digital Loop - Zone 3		3	USL	USLXX	206.74	253.93	158.45	46.10	12.07						
	4-Wire DS1 Digital Loop - Zone 4		4	USL	USLXX	458.46	253.93	158.45	46.10	12.07						
	Switch-As-Is Conversion rate per UNE Loop, Single LSR, (per DS1)			USL	URES		25.01	3.53								
	Switch-As-Is Conversion rate per UNE Loop, Spreadsheet, (per DS1)			USL	URESP		26.50	5.02								
2-WIRE Unbundled COPPER LOOP																
	2-Wire Unbundled Copper Loop-Designed including manual service inquiry & facility reservation - Zone 1		1	UCL	UCLPB	11.11	120.34	69.87	50.38	7.93						
	2-Wire Unbundled Copper Loop-Designed including manual service inquiry & facility reservation - Zone 2		2	UCL	UCLPB	11.47	120.34	69.87	50.38	7.93						
	2 Wire Unbundled Copper Loop-Designed including manual service inquiry & facility reservation - Zone 3		3	UCL	UCLPB	11.74	120.34	69.87	50.38	7.93						
	2 Wire Unbundled Copper Loop-Designed including manual service inquiry & facility reservation - Zone 4		4	UCL	UCLPB	12.69	120.34	69.87	50.38	7.93						
	2-Wire Unbundled Copper Loop-Designed without manual service inquiry and facility reservation - Zone 1		1	UCL	UCLPW	11.11	95.21	57.09	50.38	7.93						
	2-Wire Unbundled Copper Loop-Designed without manual service inquiry and facility reservation - Zone 2		2	UCL	UCLPW	11.47	95.21	57.09	50.38	7.93						
	2-Wire Unbundled Copper Loop-Designed without manual service inquiry and facility reservation - Zone 3		3	UCL	UCLPW	11.74	95.21	57.09	50.38	7.93						
	2-Wire Unbundled Copper Loop-Designed without manual service inquiry and facility reservation - Zone 4		4	UCL	UCLPW	12.69	95.21	57.09	50.38	7.93						
	Order Coordination for Unbundled Copper Loops (per loop)			UCL	UCLMC		8.20	8.20								
4-WIRE COPPER LOOP																
	4-Wire Copper Loop-Designed including manual service inquiry and facility reservation - Zone 1		1	UCL	UCL4S	17.30	144.68	94.22	56.72	10.68						
	4-Wire Copper Loop-Designed including manual service inquiry and facility reservation - Zone 2		2	UCL	UCL4S	18.84	144.68	94.22	56.72	10.68						
	4-Wire Copper Loop-Designed including manual service inquiry and facility reservation - Zone 3		3	UCL	UCL4S	21.33	144.68	94.22	56.72	10.68						
	4-Wire Copper Loop-Designed including manual service inquiry and facility reservation - Zone 4		4	UCL	UCL4S	21.33	144.68	94.22	56.72	10.68						
	4-Wire Copper Loop-Designed without manual service inquiry and facility reservation - Zone 1		1	UCL	UCL4W	17.30	119.56	81.44	56.72	10.68						
	4-Wire Copper Loop-Designed without manual service inquiry and facility reservation - Zone 2		2	UCL	UCL4W	18.84	119.56	81.44	56.72	10.68						
	4-Wire Copper Loop-Designed without manual service inquiry and facility reservation - Zone 3		3	UCL	UCL4W	21.33	119.56	81.44	56.72	10.68						
	4-Wire Copper Loop-Designed without manual service inquiry and facility reservation - Zone 4		4	UCL	UCL4W	21.33	119.56	81.44	56.72	10.68						
	Order Coordination for Unbundled Copper Loops (per loop)			UCL	UCLMC		8.20	8.20								
	Order Coordination for Specified Conversion Time (per LSR)			UEA, UDN, UAL, UHL, UDL, USL	OCOSL		18.19									
UNE LOOP COMMINGLING																
2-WIRE ANALOG VOICE GRADE LOOP - COMMINGLING																
	2-Wire Analog Voice Grade Loop - Service Level 2 w/Loop or Ground Start Signaling - Zone 1		1	NTCVG	UEAL2	13.89	105.96	68.28	52.82	10.37						
	2-Wire Analog Voice Grade Loop - Service Level 2 w/Loop or Ground Start Signaling - Zone 2		2	NTCVG	UEAL2	18.75	105.96	68.28	52.82	10.37						
	2-Wire Analog Voice Grade Loop - Service Level 2 w/Loop or Ground Start Signaling - Zone 3		3	NTCVG	UEAL2	27.55	105.96	68.28	52.82	10.37						
	2-Wire Analog Voice Grade Loop - Service Level 2 w/Loop or Ground Start Signaling - Zone 4		4	NTCVG	UEAL2	45.72	105.96	68.28	52.82	10.37						
	2-Wire Analog Voice Grade Loop - Service Level 2 w/Reverse Battery Signaling - Zone 1		1	NTCVG	UEAR2	13.89	105.96	68.28	52.82	10.37						

Pricing Schedule - Mississippi																
CATEGORY	RATE ELEMENTS	Interim	Zone	BCS	USOC	RATES(\$)					Svc Order Submitted Elec per LSR	Svc Order Submitted Manually per LSR	Incremental Charge - Manual Svc Order vs. Electronic-1st	Incremental Charge - Manual Svc Order vs. Electronic-Add'l	Incremental Charge - Manual Svc Order vs. Electronic-Disc 1st	Incremental Charge - Manual Svc Order vs. Electronic-Disc Add'l
						Rec	Nonrecurring		Nonrecurring Disconnect				OSS Rates(\$)			
							First	Add'l	First	Add'l	SOMECE	SOMAN	SOMAN	SOMAN	SOMAN	SOMAN
	2-Wire Analog Voice Grade Loop - Service Level 2 w/Reverse Battery Signaling - Zone 2		2	NTCVG	UEAR2	18.75	105.96	68.28	52.82	10.37						
	2-Wire Analog Voice Grade Loop - Service Level 2 w/Reverse Battery Signaling - Zone 3		3	NTCVG	UEAR2	27.55	105.96	68.28	52.82	10.37						
	2-Wire Analog Voice Grade Loop - Service Level 2 w/Reverse Battery Signaling - Zone 4		4	NTCVG	UEAR2	45.72	105.96	68.28	52.82	10.37						
	Switch-As-Is Conversion rate per UNE Loop, Single LSR, (per DS0)			NTCVG	URES		25.01	3.53								
	Switch-As-Is Conversion rate per UNE Loop, Spreadsheet, (per DS0)			NTCVG	URESP		26.50	5.02								
	Loop Tagging - Service Level 2 (SL2)			NTCVG	URETL		11.19	1.10								
4-WIRE ANALOG VOICE GRADE LOOP - COMMINGLING																
	4-Wire Analog Voice Grade Loop - Zone 1		1	NTCVG	UEAL4	27.47	132.27	94.59	60.68	14.64						
	4-Wire Analog Voice Grade Loop - Zone 2		2	NTCVG	UEAL4	38.26	132.27	94.59	60.68	14.64						
	4-Wire Analog Voice Grade Loop - Zone 3		3	NTCVG	UEAL4	50.03	132.27	94.59	60.68	14.64						
	4-Wire Analog Voice Grade Loop - Zone 4		4	NTCVG	UEAL4	50.03	132.27	94.59	60.68	14.64						
	Switch-As-Is Conversion rate per UNE Loop, Single LSR, (per DS0)			NTCVG	URES		25.01	3.53								
	Switch-As-Is Conversion rate per UNE Loop, Spreadsheet, (per DS0)			NTCVG	URESP		26.50	5.02								
4-WIRE DS1 DIGITAL LOOP																
	4-Wire DS1 Digital Loop - Zone 1		1	NTCD1	USLXX	79.08	253.93	158.45	46.10	12.07						
	4-Wire DS1 Digital Loop - Zone 2		2	NTCD1	USLXX	129.38	253.93	158.45	46.10	12.07						
	4-Wire DS1 Digital Loop - Zone 3		3	NTCD1	USLXX	206.74	253.93	158.45	46.10	12.07						
	4-Wire DS1 Digital Loop - Zone 4		4	NTCD1	USLXX	458.46	253.93	158.45	46.10	12.07						
	Switch-As-Is Conversion rate per UNE Loop, Single LSR, (per DS1)			NTCD1	URES		25.01	3.53								
	Switch-As-Is Conversion rate per UNE Loop, Spreadsheet, (per DS1)			NTCD1	URESP		26.50	5.02								
4-WIRE 19.2, 56 OR 64 KBPS DIGITAL GRADE LOOP																
	4 Wire Unbundled Digital Loop 2.4 Kbps-Zone 1		1	NTCUD	UDL2X	27.44	126.53	88.85	60.68	14.64						
	4 Wire Unbundled Digital Loop 2.4 Kbps - Zone 2		2	NTCUD	UDL2X	34.55	126.53	88.85	60.68	14.64						
	4 Wire Unbundled Digital Loop 2.4 Kbps - Zone 3		3	NTCUD	UDL2X	40.76	126.53	88.85	60.68	14.64						
	4 Wire Unbundled Digital Loop 2.4 Kbps - Zone 4		4	NTCUD	UDL2X	32.25	126.53	88.85	60.68	14.64						
	4 Wire Unbundled Digital Loop 4.8 Kbps - Zone 1		1	NTCUD	UDL4X	27.44	126.53	88.85	60.68	14.64						
	4 Wire Unbundled Digital Loop 4.8 Kbps - Zone 2		2	NTCUD	UDL4X	34.55	126.53	88.85	60.68	14.64						
	4 Wire Unbundled Digital Loop 4.8 Kbps - Zone 3		3	NTCUD	UDL4X	40.76	126.53	88.85	60.68	14.64						
	4 Wire Unbundled Digital Loop 4.8 Kbps - Zone 4		4	NTCUD	UDL4X	32.25	126.53	88.85	60.68	14.64						
	4 Wire Unbundled Digital Loop 9.6 Kbps - Zone 1		1	NTCUD	UDL9X	27.44	126.53	88.85	60.68	14.64						
	5 Wire Unbundled Digital Loop 9.6 Kbps - Zone 2		2	NTCUD	UDL9X	34.55	126.53	88.85	60.68	14.64						
	6 Wire Unbundled Digital Loop 9.6 Kbps - Zone 3		3	NTCUD	UDL9X	40.76	126.53	88.85	60.68	14.64						
	7 Wire Unbundled Digital Loop 9.6 Kbps - Zone 4		4	NTCUD	UDL9X	32.25	126.53	88.85	60.68	14.64						
	4 Wire Unbundled Digital 19.2 Kbps - Zone 1		1	NTCUD	UDL19	27.44	126.53	88.85	60.68	14.64						
	4 Wire Unbundled Digital 19.2 Kbps - Zone 2		2	NTCUD	UDL19	34.55	126.53	88.85	60.68	14.64						
	4 Wire Unbundled Digital 19.2 Kbps - Zone 3		3	NTCUD	UDL19	40.76	126.53	88.85	60.68	14.64						
	4 Wire Unbundled Digital 19.2 Kbps - Zone 4		4	NTCUD	UDL19	32.25	126.53	88.85	60.68	14.64						
	4 Wire Unbundled Digital Loop 56 Kbps - Zone 1		1	NTCUD	UDL56	27.44	126.53	88.85	60.68	14.64						
	4 Wire Unbundled Digital Loop 56 Kbps - Zone 2		2	NTCUD	UDL56	34.55	126.53	88.85	60.68	14.64						
	4 Wire Unbundled Digital Loop 56 Kbps - Zone 3		3	NTCUD	UDL56	40.76	126.53	88.85	60.68	14.64						
	4 Wire Unbundled Digital Loop 56 Kbps - Zone 4		4	NTCUD	UDL56	32.25	126.53	88.85	60.68	14.64						
	4 Wire Unbundled Digital Loop 64 Kbps - Zone 1		1	NTCUD	UDL64	27.44	126.53	88.85	60.68	14.64						
	4 Wire Unbundled Digital Loop 64 Kbps - Zone 2		2	NTCUD	UDL64	34.55	126.53	88.85	60.68	14.64						
	4 Wire Unbundled Digital Loop 64 Kbps - Zone 3		3	NTCUD	UDL64	40.76	126.53	88.85	60.68	14.64						
	4 Wire Unbundled Digital Loop 64 Kbps - Zone 4		4	NTCUD	UDL64	32.25	126.53	88.85	60.68	14.64						
	Switch-As-Is Conversion rate per UNE Loop, Single LSR, (per DS0)			NTCUD	URES		25.01	3.53								
	Switch-As-Is Conversion rate per UNE Loop, Spreadsheet, (per DS0)			NTCUD	URESP		26.50	5.02								
	Order Coordination for Specified Conversion Time (per LSR)			NTCVG, NTCUD, NTCD1	OCOSL		18.19									
MAINTENANCE OF SERVICE																

Pricing Schedule - Mississippi

CATEGORY	RATE ELEMENTS	Interim	Zone	BCS	USOC	RATES(\$)				Svc Order Submitted Elec per LSR	Svc Order Submitted Manually per LSR	Incremental Charge - Manual Svc Order vs. Electronic-1st	Incremental Charge - Manual Svc Order vs. Electronic-Add'l	Incremental Charge - Manual Svc Order vs. Electronic-Disc 1st	Incremental Charge - Manual Svc Order vs. Electronic-Disc Add'l	
						Rec	Nonrecurring		Nonrecurring Disconnect		OSS Rates(\$)					
							First	Add'l	First	Add'l	SOME C	SOMAN	SOMAN	SOMAN	SOMAN	SOMAN
	Maintenance of Service Charge, Basic Time, per half hour			UDC, UEA, UDL, UDN, USL, UAL, UHL, UCL, NTCVG, NTCUD, NTCDD1, U1TD1, U1TD3, U1TDX, U1TS1, U1TVX, UDF, UDFCX, UDLSX, UE3, ULDD1, ULDD3, ULDDX, ULDS1, ULDVX, UNC1X, UNC3X, UNCDX, UNCSX, UNCVX, ULS	MVVBT		80.00	55.00								
	Maintenance of Service Charge, Overtime, per half hour			UDC, UEA, UDL, UDN, USL, UAL, UHL, UCL, NTCVG, NTCUD, NTCDD1, U1TD1, U1TD3, U1TDX, U1TS1, U1TVX, UDF, UDFCX, UDLSX, UE3, ULDD1, ULDD3, ULDDX, ULDS1, ULDVX, UNC1X, UNC3X, UNCDX, UNCSX, UNCVX, ULS	MVVOT		90.00	65.00								
	Maintenance of Service Charge, Premium, per half hour			UDC, UEA, UDL, UDN, USL, UAL, UHL, UCL, NTCVG, NTCUD, NTCDD1, U1TD1, U1TD3, U1TDX, U1TS1, U1TVX, UDF, UDFCX, UDLSX, UE3, ULDD1, ULDD3, ULDDX, ULDS1, ULDVX, UNC1X, UNC3X, UNCDX, UNCSX, UNCVX, ULS	MVVPT		100.00	75.00								
LOOP MODIFICATION																
	Unbundled Loop Modification, Removal of Load Coils - 2 Wire pair less than or equal to 18k ft, per Unbundled Loop			UAL, UHL, UCL, UEQ, ULS, UEA, UEANL, UEPSR, UEPSB	ULM2L		32.57	32.57								
	Unbundled Loop Modification Removal of Load Coils - 4 Wire less than or equal to 18K ft, per Unbundled Loop			UHL, UCL, UEA	ULM4L		32.57	32.57								
	Unbundled Loop Modification Removal of Bridged Tap Removal, per unbundled loop			UAL, UHL, UCL, UEQ, ULS, UEA, UEANL, UEPSR, UEPSB	ULMBT		32.59	32.59								
SUB-LOOPS																
Sub-Loop Distribution																
	Order Coordination for Unbundled Sub-Loops, per sub-loop pair			UEANL	USBMC		8.20	8.20								
	Order Coordination for Unbundled Sub-Loops, per sub-loop pair			UEANL	USBMC		8.20	8.20								
	Order Coordination for Unbundled Sub-Loops, per sub-loop pair			UEANL	USBMC		8.20	8.20								
	Order Coordination for Unbundled Sub-Loops, per sub-loop pair			UEANL	USBMC		8.20	8.20								

Pricing Schedule - Mississippi															
CATEGORY	RATE ELEMENTS	Interim	Zone	BCS	USOC	RATES(\$)				Svc Order Submitted Elec per LSR	Svc Order Submitted Manually per LSR	Incremental Charge - Manual Svc Order vs. Electronic-1st	Incremental Charge - Manual Svc Order vs. Electronic-Add'l	Incremental Charge - Manual Svc Order vs. Electronic-Disc 1st	Incremental Charge - Manual Svc Order vs. Electronic-Disc Add'l
						Rec	Nonrecurring		Nonrecurring Disconnect				OSS Rates(\$)		
							First	Add'l	First	Add'l	SOMECE	SOMAN	SOMAN	SOMAN	SOMAN
	Order Coordination for Unbundled Sub-Loops, per sub-loop pair			UEF	USBMC		8.20	8.20							
	Order Coordination for Unbundled Sub-Loops, per sub-loop pair			UEF	USBMC		8.20	8.20							
Unbundled Sub-Loop Modification															
	Unbundled Sub-Loop Modification - 2-W Copper Dist Load Coil/Equip Removal per 2-W PR			UEF	ULM2X		176.80	5.13							
	Unbundled Sub-loop Modification - 4-W Copper Dist Load Coil/Equip Removal per 4-W PR			UEF	ULM4X		176.80	5.13							
	Unbundled Loop Modification, Removal of Bridge Tap, per unbundled loop			UEF	ULMBT		279.81	6.15							
Unbundled Network Terminating Wire (UNTW)															
Network Interface Device (NID)															
	Network Interface Device (NID) - 1-2 lines			UENTW	UND12		43.84	28.90							
	Network Interface Device (NID) - 1-6 lines			UENTW	UND16		65.30	50.36							
	Network Interface Device Cross Connect - 2 W			UENTW	UNDC2		5.94	5.94							
	Network Interface Device Cross Connect - 4W			UENTW	UNDC4		5.94	5.94							
UNE OTHER, PROVISIONING ONLY - NO RATE															
	Unbundled Contact Name, Provisioning Only - no rate			UAL, UCL, UDC, UDL, UDN, UEA, UHL, UEANL, UEF, UEQ, UENTW, NTCVG, NTCUD, NTCDD1, USL	UNECN	0.00	0.00								
	Unbundled DS1 Loop - Superframe Format Option - no rate			USL, NTCDD1	CCOSF		0.00								
	Unbundled DS1 Loop - Expanded Superframe Format option - no rate			USL, NTCDD1	CCOEF		0.00								
	NID - Dispatch and Service Order for NID installation			UENTW	UNDBX	0.00	0.00								
LOOP MAKE-UP															
	Loop Makeup - Preordering Without Reservation, per working or spare facility queried (Manual).			UMK	UMKLW		24.12	24.12							
	Loop Makeup - Preordering With Reservation, per spare facility queried (Manual).			UMK	UMKLP		25.58	25.58							
	Loop Makeup--With or Without Reservation, per working or spare facility queried (Mechanized)			UMK	UMKMQ		0.6652	0.6652							
LINE SPLITTING															
END USER ORDERING-CENTRAL OFFICE BASED															
	Line Splitting - per line activation DLEC owned splitter			UEPSR UEPSB	UREOS	0.61									
	Line Splitting - per line activation AT&T owned - physical			UEPSR UEPSB	UREBP	0.61	18.62	10.66	10.04	4.93					
	Line Splitting - per line activation AT&T owned - virtual			UEPSR UEPSB	UREBV	0.61	18.62	10.66	10.04	4.93					
END USER ORDERING - REMOTE SITE LINE SPLITTING															
	Remote Site Shared Loop Line Activation for End Users - CLEC Owned Splitter			UEPSR UEPSB	URERS	0.61	56.96	23.05	7.19	7.19					
	Remote Site Shared Loop - Subsequent Activity - CLEC Owned Splitter			UEPSR UEPSB	URERA		53.94	21.40							
UNBUNDLED EXCHANGE ACCESS LOOP															
2-WIRE ANALOG VOICE GRADE LOOP															
	2 Wire Analog Voice Grade Loop-Service Level 1-Line Splitting-Zone 1		1	UEPSR UEPSB	UEALS	12.03	37.92	17.55	23.48	5.25					
	2 Wire Analog Voice Grade Loop-Service Level 1-Line Splitting-Zone 1		1	UEPSR UEPSB	UEABS	12.03	37.92	17.55	23.48	5.25					
	2 Wire Analog Voice Grade Loop- Service Level 1-Line Splitting-Zone 2		2	UEPSR UEPSB	UEALS	16.87	37.92	17.55	23.48	5.25					
	2 Wire Analog Voice Grade Loop- Service Level 1-Line Splitting-Zone 2		2	UEPSR UEPSB	UEABS	16.87	37.92	17.55	23.48	5.25					
	2 Wire Analog Voice Grade Loop-Service Level 1-Line Splitting-Zone 3		3	UEPSR UEPSB	UEALS	25.68	37.92	17.55	23.48	5.25					
	2 Wire Analog Voice Grade Loop-Service Level 1-Line Splitting-Zone 3		3	UEPSR UEPSB	UEABS	25.68	37.92	17.55	23.48	5.25					
	2 Wire Analog Voice Grade Loop-Service Level 1-Line Splitting-Zone 4		4	UEPSR UEPSB	UEALS	43.85	37.92	17.55	23.48	5.25					
	2 Wire Analog Voice Grade Loop-Service Level 1-Line Splitting-Zone 4		4	UEPSR UEPSB	UEABS	43.85	37.92	17.55	23.48	5.25					

Pricing Schedule - Mississippi															
CATEGORY	RATE ELEMENTS	Interim	Zone	BCS	USOC	RATES(\$)				Svc Order Submitted Elec per LSR	Svc Order Submitted Manually per LSR	Incremental Charge - Manual Svc Order vs. Electronic- 1st	Incremental Charge - Manual Svc Order vs. Electronic- Add'l	Incremental Charge - Manual Svc Order vs. Electronic- Disc 1st	Incremental Charge - Manual Svc Order vs. Electronic- Disc Add'l
						Rec	Nonrecurring		Nonrecurring Disconnect				OSS Rates(\$)		
							First	Add'l	First	Add'l	SOMECE	SOMAN	SOMAN	SOMAN	SOMAN
	Remote Site 2 Wire Analog Voice Grade Loop -Service Level 1- Line Splitting - CLEC Owned Splitter - Zone 1		1	UEPSR UEPSB	UEARS	7.15	66.18	31.14	45.36	6.71					
	Remote Site 2 Wire Analog Voice Grade Loop -Service Level 1- Line Splitting - CLEC Owned Splitter - Zone 2		2	UEPSR UEPSB	UEARS	9.51	66.18	31.14	45.36	6.71					
	Remote Site 2 Wire Analog Voice Grade Loop -Service Level 1- Line Splitting - CLEC Owned Splitter - Zone 3		3	UEPSR UEPSB	UEARS	12.45	66.18	31.14	45.36	6.71					
	Remote Site 2 Wire Analog Voice Grade Loop -Service Level 1- Line Splitting - CLEC Owned Splitter - Zone 4		4	UEPSR UEPSB	UEARS	18.26	66.18	31.14	45.36	6.71					
PHYSICAL COLLOCATION															
	Physical Collocation-2 Wire Cross Connects (Loop) for Line Splitting			UEPSR UEPSB	PE1LS	0.0288	12.37	11.87	6.04	5.45					
VIRTUAL COLLOCATION															
	Virtual Collocation-2 Wire Cross Connects (Loop) for Line Splitting			UEPSR UEPSB	VE1LS	0.0268	12.37	11.87	6.04	5.45					
UNBUNDLED DEDICATED TRANSPORT															
INTEROFFICE CHANNEL - DEDICATED TRANSPORT															
	Interoffice Channel - DS1 - per mile			U1TD1	1L5XX	0.201									
	Interoffice Channel - DS1 - Facility Termination			U1TD1	U1TF1	57.33	89.79	82.28	16.86	14.90					
	Interoffice Channel - DS3 - per mile			U1TD3	1L5XX	4.76									
	Interoffice Channel - DS3 - Facility Termination			U1TD3	U1TF3	641.90	280.37	163.70	62.08	60.29					
UNBUNDLED DARK FIBER															
	Dark Fiber - Interoffice Transport, Per Four Fiber Strands, Per Route Mile Or Fraction Thereof			UDF	1L5DF	28.27									
	Dark Fiber - Interoffice Transport, Per Four Fiber Strands, Per Route Mile Or Fraction Thereof			UDF	UDF14		642.79	138.67	326.97	203.85					
HIGH CAPACITY UNBUNDLED LOCAL LOOP															
DS3/UNBUNDLED LOCAL LOOP - Stand Alone															
	DS3 Unbundled Local Loop - per mile			UE3	1L5ND	11.20									
	DS3 Unbundled Local Loop - Facility Termination			UE3	UE3PX	326.15	454.13	265.47	123.23	86.19					
ENHANCED EXTENDED LINK (EELs)															
Network Elements Used in Combinations															
	4-Wire Analog Voice Grade Loop in Combination - Zone 1		1	UNCVX	UEAL4	27.47	132.27	94.59	60.68	14.64					
	4-Wire Analog Voice Grade Loop in Combination - Zone 2		2	UNCVX	UEAL4	38.26	132.27	94.59	60.68	14.64					
	4-Wire Analog Voice Grade Loop in Combination - Zone 3		3	UNCVX	UEAL4	50.03	132.27	94.59	60.68	14.64					
	4-Wire Analog Voice Grade Loop in Combination - Zone 4		4	UNCVX	UEAL4	50.03	132.27	94.59	60.68	14.64					
	4-Wire DS1 Digital Loop in Combination - Zone 1		1	UNC1X	USLXX	79.08	253.93	158.45	46.10	12.07					
	4-Wire DS1 Digital Loop in Combination - Zone 2		2	UNC1X	USLXX	129.38	253.93	158.45	46.10	12.07					
	4-Wire DS1 Digital Loop in Combination - Zone 3		3	UNC1X	USLXX	206.74	253.93	158.45	46.10	12.07					
	4-Wire DS1 Digital Loop in Combination - Zone 4		4	UNC1X	USLXX	458.46	253.93	158.45	46.10	12.07					
	DS3 Local Loop in combination - per mile			UNC3X	1L5ND	11.20									
	DS3 Local Loop in combination - Facility Termination			UNC3X	UE3PX	326.15	454.13	265.47	123.23	86.19					
	Interoffice Channel in combination - DS1 - per mile			UNC1X	1L5XX	0.1813									
	Interoffice Channel in combination - DS1 Facility Termination			UNC1X	U1TF1	51.72	89.79	82.28	16.86	14.90					
	Interoffice Channel in combination - DS3 - per mile			UNC3X	1L5XX	4.29									
	Interoffice Channel in combination - DS3 - Facility Termination			UNC3X	U1TF3	579.12	280.37	163.70	62.08	60.29					
ADDITIONAL NETWORK ELEMENTS															
Optional Features & Functions:															
	Clear Channel Capability Extended Frame Option - per DS1	I		U1TD1, UNC1X	CCOEF	0.00	0.00	0.00	0.00						
	Clear Channel Capability Super FrameOption - per DS1	I		U1TD1, UNC1X	CCOSF	0.00	0.00	0.00	0.00						
	Clear Channel Capability (SF/ESF) Option - Subsequent Activity - per DS1	I		U1TD1, UNC1X, USL	NRCCC	184.60	23.78	1.96	0.76						
	C-bit Parity Option - Subsequent Activity - per DS3	I		U1TD3, UE3, UNC3X	NRCC3	218.72	7.66	0.7201	0.00						
	DS1/DS0 Channel System			UNC1X	MQ1	102.85	91.57	62.94	10.87	10.10					
	DS3/DS1Channel System			UNC3X	MQ3	170.63	179.17	94.52	34.30	32.82					
	Voice Grade COCI in combination			UNCVX	1D1VG	0.5737	6.62	4.74							
	Voice Grade COCI - for 2W-SL2 & 4W Voice Grade Local Loop			UEA	1D1VG	0.5737	6.62	4.74							
	DS1 COCI in combination			UNC1X	UC1D1	12.96	6.62	4.74							
	DS1 COCI - for Stand Alone Interoffice Channel			U1TD1	UC1D1	12.96	6.62	4.74							
	DS1 COCI - for DS1 Local Loop			USL, NTCD1	UC1D1	12.96	6.62	4.74							

Pricing Schedule - Mississippi															
CATEGORY	RATE ELEMENTS	Interim	Zone	BCS	USOC	RATES(\$)				Svc Order Submitted Elec per LSR	Svc Order Submitted Manually per LSR	Incremental Charge - Manual Svc Order vs. Electronic-1st	Incremental Charge - Manual Svc Order vs. Electronic-Add'l	Incremental Charge - Manual Svc Order vs. Electronic-Disc 1st	Incremental Charge - Manual Svc Order vs. Electronic-Disc Add'l
						Rec	Nonrecurring First	Nonrecurring Add'l	Nonrecurring Disconnect First	Nonrecurring Disconnect Add'l	SOMECS	SOMAN	SOMAN	SOMAN	SOMAN
	Wholesale - UNE, Switch-As-Is Conversion Charge			UNCVX, UNC1X, UNC3X, XDH1X, HFQC6, XDD2X, XDV6X,	UNCCC		5.63	5.63							
	Unbundled Misc Rate Element, SNE SAI, Single Network Element - Switch As Is Non-recurring Charge, per circuit (LSR)	I		U1TVX, U1TD3, UDF, UE3	URES		36.87	16.14							
	Unbundled Misc Rate Element, SNE SAI, Single Network Element - Switch As Is Non-recurring Charge, incremental charge per circuit on a spreadsheet	I		U1TVX, U1TD3, UDF, UE3	URESP		1.49	1.49							
Service Rearrangements															
	NRC - Order Coordination Specific Time - Dedicated Transport	I		UNC1X, UNC3X	OCOSR		18.87	18.87							
COMMINGLING															
	Commingling Authorization			UNCVX, UNC1X, UNC3X, U1TD3, UE3, U1TVX	CMGAU	0.00	0.00	0.00	0.00	0.00					
Commingled (UNE part of single bandwidth circuit)															
	Commingled VG COCI			XDV2X, NTCVG	1D1VG	0.5737	6.62	4.74							
	Commingled 4-wire Local Loop Zone 1		1	XDV6X	UEAL4	27.47	132.27	94.59	60.68	14.64					
	Commingled 4-wire Local Loop Zone 2		2	XDV6X	UEAL4	38.26	132.27	94.59	60.68	14.64					
	Commingled 4-wire Local Loop Zone 3		3	XDV6X	UEAL4	50.03	132.27	94.59	60.68	14.64					
	Commingled 4-wire Local Loop Zone 4		4	XDV6X	UEAL4	50.03	132.27	94.59	60.68	14.64					
	Commingled DS1 COCI			XDH1X, NTCD1	UC1D1	12.96	6.62	4.74							
	Commingled DS1 Interoffice Channel			XDH1X	U1TF1	57.33	89.79	82.28	16.86	14.90					
	Commingled DS1 Interoffice Channel Mileage			XDH1X	1L5XX	0.1813									
	Commingled DS1/DS0 Channel System			XDH1X	MQ1	102.85	91.57	62.94	10.87	10.10					
	Commingled DS1 Local Loop Zone 1		1	XDH1X	USLXX	79.08	253.93	158.45	46.10	12.07					
	Commingled DS1 Local Loop Zone 2		2	XDH1X	USLXX	129.38	253.93	158.45	46.10	12.07					
	Commingled DS1 Local Loop Zone 3		3	XDH1X	USLXX	206.74	253.93	158.45	46.10	12.07					
	Commingled DS1 Local Loop Zone 4		4	XDH1X	USLXX	458.46	253.93	158.45	46.10	12.07					
	Commingled DS3 Local Loop			HFQC6	UE3PX	326.15	454.13	265.47	123.23	86.19					
	Commingled DS3/Local Loop Mileage			HFQC6	1L5ND	11.20									
	Commingled DS3/DS1 Channel System			HFQC6	MQ3	170.63	179.17	94.52	34.30	32.82					
	Commingled DS3 Interoffice Channel			HFQC6	U1TF3	641.90	280.37	163.70	62.08	60.29					
	Commingled DS3 Interoffice Channel Mileage			HFQC6	1L5XX	4.29									
	UNE to Commingled Conversion Tracking			XDH1X, HFQC6	CMGUN	0.00	0.00	0.00	0.00	0.00					
	SPA to Commingled Conversion Tracking			XDH1X, HFQC6	CMGSP	0.00	0.00	0.00	0.00	0.00					
LNP Query Service															
	LNP Charge Per query					0.0008477									
	LNP Service Establishment Manual						12.59	12.59	11.58	11.58					
	LNP Service Provisioning with Point Code Establishment						596.94	304.96	270.49	198.89					
911 PBX LOCATE															
911 PBX LOCATE DATABASE CAPABILITY															
	Service Establishment per CLEC per End User Account			9PBDC	9PBEU		1,822.00								
	Changes to TN Range or Customer Profile			9PBDC	9PBTN		182.29								
	Per Telephone Number (Monthly)			9PBDC	9PBMM	0.07									
	Change Company (Service Provider) ID			9PBDC	9PBPC		535.11								
	PBX Locate Service Support per CLEC (Month)			9PBDC	9PBMR	178.43									
	Service Order Charge			9PBDC	9PBSC		15.75								
911 PBX LOCATE TRANSPORT COMPONENT															
See Att 3															
Emergency Number Services															
911 trunk rates are included in the Facility cost via the General Subscriber Services Tariff (GSST) and the Switched Access Service Tariff.															
Note: Rates displaying an "I" in Interim column are interim as a result of a Commission order.															
LOCAL INTERCONNECTION (CALL TRANSPORT AND TERMINATION)															
ISP-BOUND TRAFFIC															
	ISP-Bound, per MOU					0.0007									
END OFFICE SWITCHING															
	End Office Switching Function, per MOU					0.00119									
TANDEM SWITCHING															
	Tandem Switching Function Per MOU					0.0005379									

Pricing Schedule - Mississippi															
CATEGORY	RATE ELEMENTS	Interim	Zone	BCS	USOC	RATES(\$)				Svc Order Submitted Elec per LSR	Svc Order Submitted Manually per LSR	Incremental Charge - Manual Svc Order vs. Electronic- 1st	Incremental Charge - Manual Svc Order vs. Electronic- Add'l	Incremental Charge - Manual Svc Order vs. Electronic- Disc 1st	Incremental Charge - Manual Svc Order vs. Electronic- Disc Add'l
						Rec	Nonrecurring		Nonrecurring Disconnect				OSS Rates(\$)		
							First	Add'l	First	Add'l	SOME C	SOMAN	SOMAN	SOMAN	SOMAN
	Multiple Tandem Switching, per MOU (applies to intial tandem only)					0.0005379									
TRUNK CHARGE															
	Installation Trunk Side Service - per DS0			OHD	TPP6X		21.58	8.13							
	Installation Trunk Side Service - per DS0			OHD	TPP9X		21.58	8.13							
	Dedicated End Office Trunk Port Service-per DS0**			OHD	TDEOP	0.00									
	Dedicated End Office Trunk Port Service-per DS1**			OH1 OH1MS	TDE1P	0.00									
	Dedicated Tandem Trunk Port Service-per DS0**			OHD	TDWOP	0.00									
	Dedicated Tandem Trunk Port Service-per DS1**			OH1 OH1MS	TDW1P	0.00									
** This rate element is recovered on a per MOU basis and is included in the End Office Switching and Tandem Switching, per MOU rate elements															
COMMON TRANSPORT (Shared)															
	Common Transport - Per Mile, Per MOU					0.0000026									
	Common Transport - Facilities Termination Per MOU					0.0004541									
LOCAL INTERCONNECTION (DEDICATED TRANSPORT)															
INTEROFFICE CHANNEL - DEDICATED TRANSPORT															
	Interoffice Channel - Dedicated Transport - 2-Wire Voice Grade - Per Mile per month			OHM	1L5NF	0.0098									
	Interoffice Channel - Dedicated Transport- 2- Wire Voice Grade - Facility Termination per month			OHM	1L5NF	22.52	40.77	27.57	17.26	7.11					
	Interoffice Channel - Dedicated Transport - 56 kbps - per mile per month			OHM	1L5NK	0.0098									
	Interoffice Channel - Dedicated Transport - 56 kbps - Facility Termination per month			OHM	1L5NK	15.68	40.78	27.57	17.26	7.11					
	Interoffice Channel - Dedicated Transport - 64 kbps - per mile per month			OHM	1L5NK	0.0098									
	Interoffice Channel - Dedicated Transport - 64 kbps - Facility Termination per month			OHM	1L5NK	15.68	40.78	27.57	17.26	7.11					
	Interoffice Channel - Dedicated Channel - DS1 - Per Mile per month			OH1, OH1MS	1L5NL	0.201									
	Interoffice Channel - Dedicated Tranport - DS1 - Facility Termination per month			OH1, OH1MS	1L5NL	57.33	89.79	82.28	16.86	14.90					
	Interoffice Channel - Dedicated Transport - DS3 - Per Mile per month			OH3, OH3MS	1L5NM	4.76									
	Interoffice Channel - Dedicated Transport - DS3 - Facility Termination per month			OH3, OH3MS	1L5NM	641.90	280.37	163.70	62.08	60.29					
LOCAL CHANNEL - DEDICATED TRANSPORT															
	Local Channel - Dedicated - 2-Wire Voice Grade per month			OHM	TEFV2	14.91	194.22	33.36	37.79	3.30					
	Local Channel - Dedicated - 4-Wire Voice Grade per month			OHM	TEFV4	15.99	194.66	33.80	38.27	3.78					
	Local Channel - Dedicated - DS1 per month			OH1	TEFHG	36.83	178.50	154.61	22.89	15.74					
	Local Channel - Dedicated - DS3 Facility Termination per month			OH3	TEFHJ	413.87	454.13	264.47	123.23	86.19					
LOCAL INTERCONNECTION MID-SPAN MEET															
	Local Channel - Dedicated - DS1 per month			OH1MS	TEFHG	0.00	0.00								
	Local Channel - Dedicated - DS3 per month			OH3MS	TEFHJ	0.00	0.00								
MULTIPLEXERS															
	Channelization - DS1 to DS0 Channel System			OH1, OH1MS	SATN1	102.85	91.57	62.94	10.87	10.10					
	DS3 to DS1 Channel System per month			OH3, OH3MS	SATNS	170.63	179.17	94.52	34.30	32.82					
	DS3 Interface Unit (DS1 COCI) per month			OH1, OH1MS	SATCO	12.96	6.62	4.74							
Notes: If no rate is identified in the contract, the rates, terms, and conditions for the specific service or function will be as set forth in applicable AT&T tariff.															
PHYSICAL COLLOCATION															
Application															
	Physical Collocation - Initial Application Fee			CLO	PE1BA		1,890.38								
	Physical Collocation - Subsequent Application Fee			CLO	PE1CA		1,575.69								
	Physical Collocation - Co-Carrier Cross Connects/Direct Connect, Application Fee, per application			CLO	PE1DT		583.13								
	Physical Collocation Administrative Only - Application Fee			CLO	PE1BL		740.76								
	Physical Collocation - Application Cost, Simple Augment			CLO	PE1KS		597.34		1.22						
	Physical Collocation - Application Cost, Minor Augment			CLO	PE1KM		837.57		1.22						
	Physical Collocation - Application Cost, Intermediate Augment			CLO	PE1K1		1,063.00		1.22						
	Physical Collocation - Application Cost - Major Augment			CLO	PE1KJ		2,422.00		1.22						
Space Preparation															
	Physical Collocation - Floor Space, per sq feet			CLO	PE1PJ	5.74									
	Physical Collocation - Space Enclosure, welded wire, first 50 square feet			CLO	PE1BX	165.23									

Pricing Schedule - Mississippi

Pricing Schedule - Mississippi																
CATEGORY	RATE ELEMENTS		Interim	Zone	BCS	USOC	RATES(\$)				Svc Order Submitted Elec per LSR	Svc Order Submitted Manually per LSR	Incremental Charge - Manual Svc Order vs. Electronic-1st	Incremental Charge - Manual Svc Order vs. Electronic-Add'l	Incremental Charge - Manual Svc Order vs. Electronic-Disc 1st	Incremental Charge - Manual Svc Order vs. Electronic-Disc Add'l
							Rec	Nonrecurring		Nonrecurring Disconnect				OSS Rates(\$)		
								First	Add'l	First	Add'l	SOMECE	SOMAN	SOMAN	SOMAN	SOMAN
		Physical Collocation - Space enclosure, welded wire, first 100 square feet			CLO	PE1BW	183.20									
		Physical Collocation - Space enclosure, welded wire, each additional 50 square feet			CLO	PE1CW	17.97									
		Physical Collocation - Space Preparation - C.O. Modification per square ft.			CLO	PE1SK	2.30									
		Physical Collocation - Space Preparation, Common Systems Modifications-Cageless, per square foot			CLO	PE1SL	2.52									
		Physical Collocation - Space Preparation - Common Systems Modifications-Caged, per cage			CLO	PE1SM	85.67									
		Physical Collocation - Space Preparation - Firm Order Processing			CLO	PE1SJ	604.19									
		Physical Collocation - Space Availability Report, per Central Office Requested			CLO	PE1SR	1,081.40									
Power																
		Physical Collocation - Power, -48V DC Power - per Fused Amp Requested			CLO	PE1PL	7.33									
		Physical Collocation - Power, 120V AC Power, Single Phase, per Breaker Amp			CLO	PE1FB	5.29									
		Physical Collocation - Power, 240V AC Power, Single Phase, per Breaker Amp			CLO	PE1FD	10.58									
		Physical Collocation - Power, 120V AC Power, Three Phase, per Breaker Amp			CLO	PE1FE	15.87									
		Physical Collocation - Power, 277V AC Power, Three Phase, per Breaker Amp			CLO	PE1FG	36.65									
Cross Connects (Cross Connects, Co-Carrier Cross Connects, and Ports)																
					UEANL,UEQ, UNCNX, UEA, UCL, UAL, UHL, UDN, UNCVX	PE1P2	0.0288	12.37	11.87	6.04	5.45					
		Physical Collocation - 2-wire cross-connect, loop, provisioning			UEA, UHL, UNCVX, UNCDX, UCL, UDL	PE1P4	0.0576	12.47	11.94	6.59	5.91					
					WDS1L, WDS1S, UXTD1, ULDD1, USLEL, UNLD1, U1TD1, UNC1X, UEPSR, UEPSB, UEPSL, UEPEX, UEPDX	PE1P1	1.14	22.16	16.02	6.60	5.97					
		Physical Collocation -DS1 Cross-Connect for Physical Collocation, provisioning			UE3, U1TD3, UXTD3, UXTS1, UNC3X, UNCSX, ULDD3, U1TS1, ULDS1, UNLD3, UEPEX, UEPDX, UEPSR, UEPSB, UEPSL, UEPEX, UEPDX	PE1P3	14.49	21.01	15.29	7.61	6.10					
					CLO, ULDO3, ULD12, ULD48, U1TO3, U1T12, U1T48, UDLO3, UDL12, UDF	PE1F2	2.87	21.01	15.29	7.61	6.10					
		Physical Collocation - 2-Fiber Cross-Connect			ULDO3, ULD12, ULD48, U1TO3, U1T12, U1T48, UDLO3, UDL12, UDF, UDFCX	PE1F4	5.10	25.70	19.97	10.01	8.50					
		Physical Collocation - 4-Fiber Cross-Connect														
		Physical Collocation - Co-Carrier Cross Connects/Direct Connect - Fiber Cable Support Structure, per linear foot, per cable.			CLO	PE1ES	0.001									
		Physical Collocation - Co-Carrier Cross Connect/Direct Connect - Copper/Coax Cable Support Structure, per linear foot, per cable.			CLO	PE1DS	0.0015									

Pricing Schedule - Mississippi															
CATEGORY	RATE ELEMENTS	Interim	Zone	BCS	USOC	RATES(\$)				Svc Order Submitted Elec per LSR	Svc Order Submitted Manually per LSR	Incremental Charge - Manual Svc Order vs. Electronic-1st	Incremental Charge - Manual Svc Order vs. Electronic-Add'l	Incremental Charge - Manual Svc Order vs. Electronic-Disc 1st	Incremental Charge - Manual Svc Order vs. Electronic-Disc Add'l
						Rec	Nonrecurring		Nonrecurring Disconnect				OSS Rates(\$)		
							First	Add'l	First	Add'l	SOME C	SOMAN	SOMAN	SOMAN	SOMAN
	Physical Collocation 2-Wire Cross Connect, Port			UEPSR, UEPSB, UEPSX, UEPC2C	PE1R2	0.0288	12.37	11.87	6.04	5.45		15.75			
	Physical Collocation 4-Wire Cross Connect, Port			UEPEX, UEPCDD	PE1R4	0.0576	12.47	11.94	6.59	5.91		15.75			
Security															
	Physical Collocation - Security Escort for Basic Time - normally scheduled work, per half hour			CLO	PE1BT		17.02	10.79							
	Physical Collocation - Security Escort for Overtime - outside of normally scheduled working hours on a scheduled work day, per half hour			CLO	PE1OT		22.17	13.94							
	Physical Collocation - Security Escort for Premium Time - outside of scheduled work day, per half hour			CLO	PE1PT		27.32	17.08							
	Physical Collocation - Security Access System, Security System, per Central Office			CLO	PE1AX	75.23									
	Physical Collocation - Security Access System - New Card Activation, per Card Activation (First), per State			CLO	PE1A1	0.0576	27.95								
	Physical Collocation - Security Access System - Administrative Change, existing Access Card, per Request, per State, per Card			CLO	PE1AA		7.84								
	Physical Collocation - Security Access System - Replace Lost or Stolen Card, per Card			CLO	PE1AR		22.91								
	Physical Collocation - Security Access - Initial Key, per Key			CLO	PE1AK		13.17								
	Physical Collocation - Security Access - Key, Replace Lost or Stolen Key, per Key			CLO	PE1AL		13.17								
CFA															
	Physical Collocation - CFA Information Resend Request, per premises, per arrangement, per request			CLO	PE1C9		77.41								
Cable Records - Note: The rates in the First & Additional columns will actually be billed as "Initial I" and "Subsequent S" respectively															
	Physical Collocation - Cable Records, per request			CLO	PE1CR		I 763.69	S 490.94	133.77						
	Physical Collocation, Cable Records, VG/DS0 Cable, per cable record (maximum 3600 records)			CLO	PE1CD		328.81		190.22						
	Physical Collocation, Cable Records, VG/DS0 Cable, per each 100 pair			CLO	PE1CO		4.84		5.93						
	Physical Collocation, Cable Records, DS1, per T1 TIE			CLO	PE1C1		2.27		2.78						
	Physical Collocation, Cable Records, DS3, per T3 TIE			CLO	PE1C3		7.92		9.72						
	Physical Collocation - Cable Records, Fiber Cable, per cable record (maximum 99 records)			CLO	PE1CB		84.98		77.58						
	Physical Collocation, Cable Records, CAT5/RJ45			CLO	PE1C5		2.27		2.78						
Virtual to Physical															
	Physical Collocation - Virtual to Physical Collocation Relocation, per Voice Grade Circuit			CLO	PE1BV		33.00								
	Physical Collocation - Virtual to Physical Collocation Relocation, per DSO Circuit			CLO	PE1BO		33.00								
	Physical Collocation - Virtual to Physical Collocation Relocation, per DS1 Circuit			CLO	PE1B1		52.00								
	Physical Collocation - Virtual to Physical Collocation Relocation, per DS3 Circuit			CLO	PE1B3		52.00								
	Physical Collocation - Virtual to Physical Collocation In-Place, Per Voice Grade Circuit			CLO	PE1BR		22.54								
	Physical Collocation Virtual to Physical Collocation In-Place, Per DSO Circuit			CLO	PE1BP		22.54								
	Physical Collocation - Virtual to Physical Collocation In-Place, Per DS1 Circuit			CLO	PE1BS		32.78								
	Physical Collocation - Virtual to Physical Collocation In-Place, per DS3 Circuit			CLO	PE1BE		32.78								
Entrance Cable															
	Physical Collocation - Fiber Cable Installation, Pricing, non-recurring charge, per Entrance Cable			CLO	PE1BD		926.27		22.62						
	Physical Collocation - Fiber Cable Support Structure, per Entrance Cable			CLO	PE1PM	17.42									
	Physical Collocation - Fiber Entrance Cable Installation, per Fiber			CLO	PE1ED		3.89								
VIRTUAL COLLOCATION															
Application															

Pricing Schedule - Mississippi

Pricing Schedule - Mississippi																
CATEGORY	RATE ELEMENTS	Interim	Zone	BCS	USOC	RATES(\$)					Svc Order Submitted Elec per LSR	Svc Order Submitted Manually per LSR	Incremental Charge - Manual Svc Order vs. Electronic-1st	Incremental Charge - Manual Svc Order vs. Electronic-Add'l	Incremental Charge - Manual Svc Order vs. Electronic-Disc 1st	Incremental Charge - Manual Svc Order vs. Electronic-Disc Add'l
						Rec	Nonrecurring		Nonrecurring Disconnect		OSS Rates(\$)					
							First	Add'l	First	Add'l	SOME C	SOMAN	SOMAN	SOMAN	SOMAN	SOMAN
	Virtual Collocation - Application Fee			AMTFS	EAF		1,212.25		0.51							
	Virtual Collocation - Co-Carrier Cross Connects/Direct Connect, Application Fee, per application			AMTFS	VE1CA		583.13									
	Virtual Collocation Administrative Only - Application Fee			AMTFS	VE1AF		740.76									
Space Preparation																
	Virtual Collocation - Floor Space, per sq. ft.			AMTFS	ESPVX	5.74										
Power																
	Virtual Collocation - Power, per fused amp			AMTFS	ESPAX	7.33										
Cross Connects (Cross Connects, Co-Carrier Cross Connects, and Ports)																
	Virtual Collocation - 2-wire cross-connect, loop, provisioning			UEANL, UEA, UDN, UAL, UHL, UCL, UEQ, UNCVX, UNCDX, UNCNX	UEAC2	0.0268	12.37	11.87	6.04	5.45						
	Virtual Collocation - 4-wire cross-connect, loop, provisioning			UEA, UHL, UCL, UDL, UNCVX, UNCDX	UEAC4	0.0536	12.47	11.94	6.59	5.91						
	Virtual Collocation - Special Access & UNE, cross-connect per DS1			ULR, UXTD1, UNC1X, ULDD1, U1TD1, USLEL, UNLD1, USL, UEPEX, UEPDX	CNC1X	1.14	22.16	16.02	6.60	5.97						
	Virtual collocation - Special Access & UNE, cross-connect per DS3			USL, UE3, U1TD3, UXTS1, UXTD3, UNC3X, UNCSX, ULDD3, U1TS1, ULDS1, UDLSX, UNLD3, XDEST	CND3X	14.49	21.01	15.29	7.61	6.10						
	Virtual Collocation - 2-Fiber Cross Connects			UDL12, UDLO3, U1T48, U1T12, U1TO3, ULDO3, ULD12, ULD48, UDF	CNC2F	2.91	21.01	15.29	7.61	6.10						
	Virtual Collocation - 4-Fiber Cross Connects			UDL12, UDLO3, U1T48, U1T12, U1TO3, ULDO3, ULD12, ULD48, UDF	CNC4F	5.82	25.70	19.97	10.01	8.50						
	Virtual Collocation - Co-Carrier Cross Connects/Direct Connect - Fiber Cable Support Structure, per linear foot, per cable			AMTFS	VE1CB	0.001										
	Virtual Collocation - Co-Carrier Cross Connects/Direct Connect - Copper/Coax Cable Support Structure, per linear foot, per cable			AMTFS	VE1CD	0.0015										
	Virtual Collocation 2-Wire Cross Connect, Port			UEPSX, UEPSB, UEPS1, UEPS2, UEPSR, UEP2C	VE1R2	0.0268	12.37	11.87	6.04	5.45						
	Virtual Collocation 4-Wire Cross Connect, Port			UEPDD, UEPEX	VE1R4	0.0536	12.47	11.94	6.59	5.91						
CFA																
	Virtual Collocation - CFA Information Resend Request, per Premises, per Arrangement, per request			AMTFS	VE1QR		77.41									
Cable Records - Note: The rates in the First & Additional columns will actually be billed as "Initial I" & "Subsequent S" respectively																
	Virtual Collocation Cable Records - per request			AMTFS	VE1BA	I	763.69	S	490.94	133.77						
	Virtual Collocation Cable Records - VG/DS0 Cable, per cable record			AMTFS	VE1BB		328.81			190.22						
	Virtual Collocation Cable Records - VG/DS0 Cable, per each 100 pair			AMTFS	VE1BC		4.84			5.93						
	Virtual Collocation Cable Records - DS1, per T1TIE			AMTFS	VE1BD		2.27			2.78						
	Virtual Collocation Cable Records - DS3, per T3TIE			AMTFS	VE1BE		7.92			9.72						
	Virtual Collocation Cable Records - Fiber Cable, per 99 fiber records			AMTFS	VE1BF		84.98			77.58						
	Virtual Collocation Cable Records - CAT 5/RJ45			AMTFS	VE1B5		2.27			2.78						
Security																
	Virtual collocation - Security escort, basic time, normally scheduled work hours			AMTFS	SPTBX		17.02	10.79								

Pricing Schedule - Mississippi														Svc Order Submitted Elec per LSR	Svc Order Submitted Manually per LSR	Incremental Charge - Manual Svc Order vs. Electronic- 1st	Incremental Charge - Manual Svc Order vs. Electronic- Add'l	Incremental Charge - Manual Svc Order vs. Electronic- Disc 1st	Incremental Charge - Manual Svc Order vs. Electronic- Disc Add'l
CATEGORY	RATE ELEMENTS			Interim	Zone	BCS	USOC	RATES(\$)											
								Rec	Nonrecurring		Nonrecurring Disconnect		OSS Rates(\$)						
									First	Add'l	First	Add'l	SOMECD	SOMAN	SOMAN	SOMAN	SOMAN	SOMAN	
		Virtual collocation - Security escort, overtime, outside of normally scheduled work hours on a normal working day				AMTFS	SPTOX		22.17	13.94									
		Virtual collocation - Security escort, premium time, outside of a scheduled work day				AMTFS	SPTPX		27.32	17.08									
Maintenance																			
		Virtual collocation - Maintenance in CO - Basic, per half hour				AMTFS	CTRLX		28.09	10.79									
		Virtual collocation - Maintenance in CO - Overtime, per half hour				AMTFS	SPTOM		36.69	13.94									
		Virtual collocation - Maintenance in CO - Premium per half hour				AMTFS	SPTPM		45.28	17.08									
Entrance Cable																			
		Virtual Collocation - Cable Installation Charge, per cable				AMTFS	ESPCX		926.27		22.62								
		Virtual Collocation - Cable Support Structure, per cable				AMTFS	ESPSX	15.24											
COLLOCATION IN THE REMOTE SITE																			
Physical Remote Site Collocation																			
		Physical Collocation in the Remote Site - Application Fee				CLORS	PE1RA		309.48		168.63								
		Cabinet Space in the Remote Site per Bay/ Rack				CLORS	PE1RB	210.05											
		Physical Collocation in the Remote Site - Security Access - Key				CLORS	PE1RD		13.17										
		Physical Collocation in the Remote Site - Space Availability Report per Premises Requested				CLORS	PE1SR		116.54										
		Physical Collocation in the Remote Site - Remote Site CLLI Code Request, per CLLI Code Requested				CLORS	PE1RE		37.77										
		Remote Site DLEC Data (BRSD), per Compact Disk, per CO				CLORS	PE1RR		233.14										
		Physical Collocation - Security Escort for Basic Time - normally scheduled work, per half hour				CLORS	PE1BT		17.02	10.79									
		Physical Collocation - Security Escort for Overtime - outside of normally scheduled working hours on a scheduled work day, per half hour				CLORS	PE1OT		22.17	13.94									
		Physical Collocation - Security Escort for Premium Time - outside of scheduled work day, per half hour				CLORS	PE1PT		27.32	17.08									
Adjacent Remote Site Collocation																			
		Remote Site-Adjacent Collocation-Application Fee				CLORS	PE1RU		755.62	755.62									
		Remote Site-Adjacent Collocation - Real Estate, per square foot				CLORS	PE1RT	0.134											
		Remote Site-Adjacent Collocation - AC Power, per breaker amp				CLORS	PE1RS	6.27											
NOTE: If Security Escort and/or Add'l Engineering Fees become necessary for adjacent remote site collocation, the Parties will negotiate appropriate rates.																			
Virtual Remote Site Collocation																			
		Virtual Collocation in the Remote Site - Application Fee				VE1RS	VE1RB		309.48		168.63								
		Virtual Collocation in the Remote Site - Per Bay/Rack of Space				VE1RS	VE1RC	210.05											
		Virtual Collocation in the Remote Site - Space Availability Report per Premises requested				VE1RS	VE1RR		116.54										
		Virtual Collocation in the Remote Site - Remote Site CLLI Code Request, per CLLI Code Requested				VE1RS	VE1RL		37.77										
ADJACENT COLLOCATION																			
		Adjacent Collocation - Space Charge per Sq. Ft.				CLOAC	PE1JA	0.0678											
		Adjacent Collocation - Electrical Facility Charge per Linear Ft.				CLOAC	PE1JC	4.68											
		Adjacent Collocation - 2-Wire Cross-Connects				UEANL,UEQ,UEA,UCL,UAL,UHL,UDN	PE1JE	0.0223	12.37	11.87	6.04	5.45							
		Adjacent Collocation - 4-Wire Cross-Connects				UEA,UHL,UDL,UCL	PE1JF	0.0446	12.47	11.94	6.59	5.91							
		Adjacent Collocation - DS1 Cross-Connects				USL	PE1JG	1.05	22.16	16.02	6.60	5.97							
		Adjacent Collocation - DS3 Cross-Connects				UE3	PE1JH	14.27	21.01	15.29	7.61	6.10							
		Adjacent Collocation - 2-Fiber Cross-Connect				CLOAC	PE1JJ	2.42	21.01	15.29	7.61	6.10							
		Adjacent Collocation - 4-Fiber Cross-Connect				CLOAC	PE1JK	4.62	25.70	19.97	10.01	8.50							
		Adjacent Collocation - Application Fee				CLOAC	PE1JB		1,585.83										
		Adjacent Collocation - 120V, Single Phase Standby Power Rate per AC Breaker Amp				CLOAC	PE1JL	5.29											
		Adjacent Collocation - 240V, Single Phase Standby Power Rate per AC Breaker Amp				CLOAC	PE1JM	10.58											
		Adjacent Collocation - 120V, Three Phase Standby Power Rate per AC Breaker Amp				CLOAC	PE1JN	15.87											

Pricing Schedule - Mississippi															
CATEGORY	RATE ELEMENTS	Interim	Zone	BCS	USOC	RATES(\$)				Svc Order Submitted Elec per LSR	Svc Order Submitted Manually per LSR	Incremental Charge - Manual Svc Order vs. Electronic- 1st	Incremental Charge - Manual Svc Order vs. Electronic- Add'l	Incremental Charge - Manual Svc Order vs. Electronic- Disc 1st	Incremental Charge - Manual Svc Order vs. Electronic- Disc Add'l
						Rec	Nonrecurring		Nonrecurring Disconnect				OSS Rates(\$)		
							First	Add'l	First	Add'l	SOMECD	SOMAN	SOMAN	SOMAN	SOMAN
	Adjacent Collocation - 277V, Three Phase Standby Power Rate per AC Breaker Amp			CLOAC	PE1JO	36.65									
DIRECTORY DELIVERY															
	Each subscriber will receive one (1) copy per primary End User listing of AT&T White Pages directory in the same manner and at the same time that they are delivered to AT&T's subscribers during the annual delivery of newly published directories.														
BRANDING - DIRECTORY ASSISTANCE															
Facility Based CLEC															
	Recording and Provisioning of DA Custom Branded Announcement			AMT	CBADA		3,000.00	3,000.00							
	Loading of Custom Branded Announcement per Switch per OCN			AMT	CBADC		1,170.00	1,170.00							
Wholesale CLEC															
	Recording of DA Custom Branded Announcement						3,000.00	3,000.00							
	Loading of DA Custom Branded Announcement per Switch per OCN						1,170.00	1,170.00							
Unbranding via OLNS for Wholesale CLEC															
	Loading of DA per OCN (1 OCN per Order)						420.00	420.00							
	Loading of DA per Switch per OCN						16.00	16.00							
DIRECTORY ASSISTANCE SERVICES															
DIRECTORY ASSISTANCE ACCESS SERVICE															
	Directory Assistance Access Service Calls, Charge Per Call					0.31									
DIRECTORY ASSISTANCE CALL COMPLETION ACCESS SERVICE (DACC)															
	Directory Assistance Call Completion Access Service (DACC), Per Call Attempt					0.10									
	Directory Assistance - Rate Reference Initial Load						5,000.00								
	Directory Assistance - Rate Reference Subsequent Load							1,500.00							
Directory Assistance Database Service (DADS)															
	Directory Assistance Database Service (DADS)-Initial Load, per listing						0.04								
	Directory Assistance Database Service (DADS)-Update, per listing						0.04								
	Directory Assistance Database Service (DADS)-Monthly Recurring Fee					150.00									
BRANDING - OPERATOR CALL PROCESSING															
Facility based CLEC															
	Recording of Custom Branded OA Announcement			AMT	CBAOS		7,000.00	7,000.00							
	Loading of Custom Branded OA Announcement per shelf/NAV per OCN			AMT	CBAOL		500.00	500.00							
Wholesale CLEC															
	Recording of Custom Branded OA Announcement						7,000.00	7,000.00							
	Loading of Custom Branded OA Announcement per shelf/NAV per OCN						500.00	500.00							
	Loading of OA Custom Branded Announcement per Switch per OCN						1,170.00	1,170.00							
Unbranding via OLNS for Wholesale CLEC															
	Loading of OA per OCN (Regional)						1,200.00	1,200.00							
INWARD OPERATOR SERVICES															
	Inward Operator Services - Verification, Per Minute					1.15									
	Inward Operator Services - Verification and Emergency Interrupt - Per Minute					1.15									
OPERATOR CALL PROCESSING															
	Oper. Call Processing - Oper. Provided, Per Min. - Using BST LIDB					1.20									
	Oper. Call Processing - Oper. Provided, Per Min. - Using Foreign LIDB					1.24									
	Oper. Call Processing - Fully Automated, per Call - Using BST LIDB					0.20									

Pricing Schedule - Mississippi																			
CATEGORY	RATE ELEMENTS					Interim	Zone	BCS	USOC	RATES(\$)	Svc Order Submitted Elec per LSR	Svc Order Submitted Manually per LSR	Incremental Charge - Manual Svc Order vs. Electronic-1st	Incremental Charge - Manual Svc Order vs. Electronic-Add'l	Incremental Charge - Manual Svc Order vs. Electronic-Disc 1st	Incremental Charge - Manual Svc Order vs. Electronic-Disc Add'l			
									Rec	Nonrecurring		Nonrecurring Disconnect		OSS Rates(\$)					
										First	Add'l	First	Add'l	SOMECS	SOMAN	SOMAN	SOMAN	SOMAN	SOMAN
		Oper. Call Processing - Fully Automated, per Call - Using Foreign LIDB							0.20										
		Operator Services - Rate Reference Initial Load								5,000.00									
		Operator Services - Rate Reference Subsequent Load									1,500.00								
STRUCTURE ACCESS																			
	NOTE: Urban and non-urban are defined by the Bureau of Census as follows: Urban is a city plus the closely-settled urban fringe that together have a minimum population of 50,000. Non-urban is less than 50,000. Conduit rates will apply to each passageway (innerduct). For the purpose of determining the Duct feet chargeable, the Duct considered occupied shall be measured from the center to center of adjacent Manhole(s), or from the center of a Manhole to the end of a Duct not terminated in a Manhole. The rates are not applicable for crossings of any navigable waterway. Rates for navigable waterway crossings will be calculated on an individual case basis.																		
		Poles & Ducts - Poles (\$/attachment/yr.) NON-URBAN							9.18										
		Poles & Ducts - Poles (\$/attachment/yr.) URBAN							6.09										
		Poles & Ducts - Per Foot Conduit Occupancy Fees Full Duct (\$/ft/yr.)							2.50										
		Pole Attachment Transfer Rate							41.00										
		Cable Rate							4.03										
BONA FIDE REQUEST																			
		Deposit							2000.00										

Pricing Schedule - North Carolina															
CATEGORY	RATE ELEMENTS	Interim	Zone	BCS	USOC	RATES(\$)				Svc Order Submitted Elec per LSR	Svc Order Submitted Manually per LSR	Incremental Charge - Manual Svc Order vs. Electronic-1st	Incremental Charge - Manual Svc Order vs. Electronic-Add'l	Incremental Charge - Manual Svc Order vs. Electronic-Disc 1st	Incremental Charge - Manual Svc Order vs. Electronic-Disc Add'l
						Rec	Nonrecurring		Nonrecurring Disconnect				OSS Rates(\$)		
							First	Add'l	First	Add'l	SOMEc	SOMAN	SOMAN	SOMAN	SOMAN
RESALE APPLICABLE DISCOUNTS															
	Residence %						21.50								
	Business %						17.60								
	CSAs %						17.60								
OPERATIONS SUPPORT SYSTEMS (OSS) - "REGIONAL RATES"															
	NOTE: (1) CLEC should contact its contract negotiator if it prefers the "state specific" OSS charges as ordered by the State Commissions. The OSS charges currently contained in this rate exhibit are the AT&T "regional" service ordering charges. CLEC may elect either the state specific Commission ordered rates for the service ordering charges, or CLEC may elect the regional service ordering charge, however, CLEC can not obtain a mixture of the two regardless if CLEC has a interconnection contract established in each of the 9 states.														
	OSS - Electronic Service Order Charge, Per Local Service Request (LSR) - Resale Only				SOMEc		3.50	0.00	3.50	0.00					
	OSS - Manual Service Order Charge, Per Local Service Request (LSR) - Resale Only				SOMAN		19.99	0.00	19.99	0.00					
ODUF/EODUF SERVICES															
	OPTIONAL DAILY USAGE FILE (ODUF)														
	ODUF: Recording, per message					0.0000174									
	ODUF: Message Processing, per message					0.001647									
	ODUF: Message Processing, per Magnetic Tape provisioned					35.91									
	ODUF: Data Transmission (CONNECT:DIRECT), per message					0.00011029									
	ENHANCED OPTIONAL DAILY USAGE FILE (EODUF)														
	EODUF: Message Processing, per message					0.131005									
SELECTIVE CALL ROUTING USING LINE CLASS CODES (SCR-LCC)															
	Selective Routing Per Unique Line Class Code Per Request Per Switch						188.59								
DIRECTORY ASSISTANCE CUSTOM BRANDING ANNOUNCEMENT via OLNS SOFTWARE															
	Recording of DA Custom Branded Announcement						3,000.00	3,000.00							
	Loading of DA Custom Branded Announcement per Switch per OCN						1,170.00	1,170.00							
DIRECTORY ASSISTANCE UNBRANDING via OLNS SOFTWARE															
	Loading of DA per OCN (1 OCN per Order)						420.00	420.00							
	Loading of DA per Switch per OCN						16.00	16.00							
OPERATOR ASSISTANCE CUSTOM BRANDING ANNOUNCEMENT via OLNS SOFTWARE															
	Recording of Custom Branded OA Announcement						7,000.00	7,000.00							
	Loading of Custom Branded OA Announcement per shelf/NAV per OCN						500.00	500.00							
	Loading of OA Custom Branded Announcement per Switch per OCN						1,170.00	1,170.00							
OPERATOR ASSISTANCE UNBRANDING via OLNS SOFTWARE															
	Loading of OA per OCN (Regional)						1,200.00	1,200.00							
The "Zone" shown in the sections for stand-alone loops or loops as part of a combination refers to Geographically Deaveraged UNE Zones. To view Geographically Deaveraged UNE Zone Designations by Central Office, refer to internet Website: http://w.wholesale.att.com/															
OPERATIONS SUPPORT SYSTEMS (OSS) - "REGIONAL RATES"															
	NOTE: (1) CLEC should contact its contract negotiator if it prefers the "state specific" OSS charges as ordered by the State Commissions. The OSS charges currently contained in this rate exhibit are the AT&T "regional" service ordering charges. CLEC may elect either the state specific Commission ordered rates for the service ordering charges, or CLEC may elect the regional service ordering charge, however, CLEC can not obtain a mixture of the two regardless if CLEC has a interconnection contract established in each of the 9 states.														
	NOTE: (2) Any element that can be ordered electronically will be billed according to the SOMEc rate listed in this category. Please refer to AT&T's Local Ordering Handbook (LOH) to determine if a product can be ordered electronically. For those elements that cannot be ordered electronically at present per the LOH, the listed SOMEc rate in this category reflects the charge that would be billed to a CLEC once electronic ordering capabilities come on-line for that element. Otherwise, the manual ordering charge, SOMAN, will be applied to a CLECs bill when it submits an LSR to AT&T.														
	OSS - Electronic Service Order Charge, Per Local Service Request (LSR) - UNE Only				SOMEc		3.50	0.00	3.50	0.00					
	OSS - Manual Service Order Charge, Per Local Service Request (LSR) - UNE Only				SOMAN		15.20	0.00	15.20	0.00					
UNE SERVICE DATE ADVANCEMENT CHARGE															
NOTE: The Expedite charge will be maintained commensurate with BellSouth's FCC No.1 Tariff, Section 5 as applicable.															

Pricing Schedule - North Carolina															
CATEGORY	RATE ELEMENTS	Interim	Zone	BCS	USOC	RATES(\$)				Svc Order Submitted Elec per LSR	Svc Order Submitted Manually per LSR	Incremental Charge - Manual Svc Order vs. Electronic-1st	Incremental Charge - Manual Svc Order vs. Electronic-Add'l	Incremental Charge - Manual Svc Order vs. Electronic-Disc 1st	Incremental Charge - Manual Svc Order vs. Electronic-Disc Add'l
						Rec	Nonrecurring		Nonrecurring Disconnect				OSS Rates(\$)		
							First	Add'l	First	Add'l	SOMECH	SOMAN	SOMAN	SOMAN	SOMAN
	UAE, UEANL, UCL, UEF, UDF, UEQ, UDL, UENTW, UDN, UEA, UHL, ULC, USL, U1T12, U1T48, U1TD1, U1TD3, U1TDX, U1TO3, U1TS1, U1TVX, UC1BC, UC1BL, UC1CC, UC1CL, UC1DC, UC1DL, UC1EC, UC1EL, UC1FC, UC1FL, UC1GC, UC1GL, UC1HC, UC1HL, UDL12, UDL48, UDLO3, UDLSX, UE3, ULD12, ULD48, ULDD1, ULDD3, ULDDX, ULDO3, ULDS1, ULDVX, UNC1X, UNC3X, UNCDX, UNCNX, UNCSX, UNCVX, UNLD1, UNLD3, UXTD1, UXTD3, UXTS1, U1TUC, U1TUD, U1TUB, U1TUA, NTCVG, NTCUD, NTCD1				SDASP		200.00								
ORDER MODIFICATION CHARGE															
	Order Modification Charge (OMC)						26.21	0.00	0.00	0.00					
	Order Modification Additional Dispatch Charge (OMCAD)						0.00	0.00	0.00	0.00					
UNBUNDLED EXCHANGE ACCESS LOOP															
2-WIRE ANALOG VOICE GRADE LOOP															
	2-Wire Analog Voice Grade Loop - Service Level 1- Zone 1		1	UEANL	UEAL2	10.82	36.54	16.87							
	2-Wire Analog Voice Grade Loop - Service Level 1- Zone 2		2	UEANL	UEAL2	16.21	36.54	16.87							
	2-Wire Analog Voice Grade Loop - Service Level 1- Zone 3		3	UEANL	UEAL2	24.08	36.54	16.87							
	2-Wire Analog Voice Grade Loop - Service Level 1- Zone 1		1	UEANL	UEASL	10.82	36.54	16.87							
	2-Wire Analog Voice Grade Loop - Service Level 1- Zone 2		2	UEANL	UEASL	16.21	36.54	16.87							
	2-Wire Analog Voice Grade Loop - Service Level 1- Zone 3		3	UEANL	UEASL	24.08	36.54	16.87							
	Manual Order Coordination for UVL-SL1s (per loop)			UEANL	UEAMC		7.92	7.92							
	Order Coordination for Specified Conversion Time for UVL-SL1 (per LSR)			UEANL	OCOSL		17.56								
	Bulk Migration, per 2 Wire Voice Loop-SL1			UEANL	UREPN		36.54	16.87							
	Bulk Migration Order Coordination, per 2 Wire Voice Loop-SL1			UEANL	UREPM		7.92	7.92							
2-WIRE UNBUNDLED COPPER LOOP															
	2-Wire Unbundled Copper Loop - Non-Designed Zone 1		1	UEQ	UEQ2X	10.93	35.27	15.60							
	2 Wire Unbundled Copper Loop - Non-Designed - Zone 2		2	UEQ	UEQ2X	12.75	35.27	15.60							
	2 Wire Unbundled Copper Loop - Non-Designed - Zone 3		3	UEQ	UEQ2X	13.92	35.27	15.60							
	Manual Order Coordination 2 Wire Unbundled Copper Loop - Non-Designed (per loop)			UEQ	USBMCL		7.92	7.92							
	Bulk Migration, per 2 Wire UCL-ND			UEQ	UREPN		35.27	15.60							
	Bulk Migration Order Coordination, per 2 Wire UCL-ND			UEQ	UREPM		7.92	7.92							
UNBUNDLED EXCHANGE ACCESS LOOP															
2-WIRE ANALOG VOICE GRADE LOOP															
	Switch-As-Is Conversion rate per UNE Loop, Single LSR, (per DS0)			UEA	URESCL		25.03	3.53							
	Switch-As-Is Conversion rate per UNE Loop, Spreadsheet, (per DS0)			UEA	URESPL		26.52	5.02							
	Loop Tagging - Service Level 2 (SL2)			UEA	URETL		11.20	1.10							
	Bulk Migration, per 2 Wire Voice Loop-SL2			UEA	UREPN		102.10	65.72							
	Bulk Migration Order Coordination, per 2 Wire Voice Loop-SL2			UEA	UREPM		0.00	0.00							

Pricing Schedule - North Carolina															
CATEGORY	RATE ELEMENTS	Interim	Zone	BCS	USOC	RATES(\$)				Svc Order Submitted Elec per LSR	Svc Order Submitted Manually per LSR	Incremental Charge - Manual Svc Order vs. Electronic- 1st	Incremental Charge - Manual Svc Order vs. Electronic- Add'l	Incremental Charge - Manual Svc Order vs. Electronic- Disc 1st	Incremental Charge - Manual Svc Order vs. Electronic- Disc Add'l
						Rec	Nonrecurring		Nonrecurring Disconnect		OSS Rates(\$)				
							First	Add'l	First	Add'l	SOMECS	SOMAN	SOMAN	SOMAN	SOMAN
4-WIRE ANALOG VOICE GRADE LOOP															
	4-Wire Analog Voice Grade Loop - Zone 1		1	UEA	UEAL4	19.52	127.40	91.02							
	4-Wire Analog Voice Grade Loop - Zone 2		2	UEA	UEAL4	24.74	127.40	91.02							
	4-Wire Analog Voice Grade Loop - Zone 3		3	UEA	UEAL4	46.11	127.40	91.02							
	Switch-As-Is Conversion rate per UNE Loop, Single LSR, (per DS0)			UEA	URES		25.03	3.53							
	Switch-As-Is Conversion rate per UNE Loop, Spreadsheet, (per DS0)			UEA	URESP		26.52	5.02							
2-WIRE ISDN DIGITAL GRADE LOOP															
	2-Wire ISDN Digital Grade Loop - Zone 1		1	UDN	U1L2X	19.78	113.34	76.96							
	2-Wire ISDN Digital Grade Loop - Zone 2		2	UDN	U1L2X	26.16	113.34	76.96							
	2-Wire ISDN Digital Grade Loop - Zone 3		3	UDN	U1L2X	35.37	113.34	76.96							
2-WIRE ASYMMETRICAL DIGITAL SUBSCRIBER LINE (ADSL) COMPATIBLE LOOP															
	2 Wire Unbundled ADSL Loop including manual service inquiry & facility reservation - Zone 1		1	UAL	UAL2X	10.14	117.08	68.36							
	2 Wire Unbundled ADSL Loop including manual service inquiry & facility reservation - Zone 2		2	UAL	UAL2X	11.59	117.08	68.36							
	2 Wire Unbundled ADSL Loop including manual service inquiry & facility reservation - Zone 3		3	UAL	UAL2X	12.28	117.08	68.36							
	2 Wire Unbundled ADSL Loop without manual service inquiry & facility reservation - Zone 1		1	UAL	UAL2W	10.14	92.83	56.02							
	2 Wire Unbundled ADSL Loop without manual service inquiry & facility reservation - Zone 2		2	UAL	UAL2W	11.59	92.83	56.02							
	2 Wire Unbundled ADSL Loop without manual service inquiry & facility reservation - Zone 3		3	UAL	UAL2W	12.28	92.83	56.02							
2-WIRE HIGH BIT RATE DIGITAL SUBSCRIBER LINE (HDSL) COMPATIBLE LOOP															
	2 Wire Unbundled HDSL Loop including manual service inquiry & facility reservation - Zone 1		1	UHL	UHL2X	7.95	125.50	76.77							
	2 Wire Unbundled HDSL Loop including manual service inquiry & facility reservation - Zone 2		2	UHL	UHL2X	9.15	125.50	76.77							
	2 Wire Unbundled HDSL Loop including manual service inquiry & facility reservation - Zone 3		3	UHL	UHL2X	9.53	125.50	76.77							
	2 Wire Unbundled HDSL Loop without manual service inquiry and facility reservation - Zone 1		1	UHL	UHL2W	7.95	101.24	64.43							
	2 Wire Unbundled HDSL Loop without manual service inquiry and facility reservation - Zone 2		2	UHL	UHL2W	9.15	101.24	64.43							
	2 Wire Unbundled HDSL Loop without manual service inquiry and facility reservation - Zone 3		3	UHL	UHL2W	9.53	101.24	64.43							
4-WIRE HIGH BIT RATE DIGITAL SUBSCRIBER LINE (HDSL) COMPATIBLE LOOP															
	4 Wire Unbundled HDSL Loop including manual service inquiry and facility reservation - Zone 1		1	UHL	UHL4X	11.01	153.26	104.54							
	4-Wire Unbundled HDSL Loop including manual service inquiry and facility reservation - Zone 2		2	UHL	UHL4X	12.20	153.26	104.54							
	4-Wire Unbundled HDSL Loop including manual service inquiry and facility reservation - Zone 3		3	UHL	UHL4X	13.49	153.26	104.54							
	4-Wire Unbundled HDSL Loop without manual service inquiry and facility reservation - Zone 1		1	UHL	UHL4W	11.01	129.00	92.20							
	4-Wire Unbundled HDSL Loop without manual service inquiry and facility reservation - Zone 2		2	UHL	UHL4W	12.20	129.00	92.20							
	4-Wire Unbundled HDSL Loop without manual service inquiry and facility reservation - Zone 3		3	UHL	UHL4W	13.49	129.00	92.20							
4-WIRE DS1 DIGITAL LOOP															
	4-Wire DS1 Digital Loop - Zone 1		1	USL	USLXX	63.62	245.16	152.98							
	4-Wire DS1 Digital Loop - Zone 2		2	USL	USLXX	104.40	245.16	152.98							
	4-Wire DS1 Digital Loop - Zone 3		3	USL	USLXX	210.22	245.16	152.98							
	Switch-As-Is Conversion rate per UNE Loop, Single LSR, (per DS1)			USL	URES		25.03	3.53							
	Switch-As-Is Conversion rate per UNE Loop, Spreadsheet, (per DS1)			USL	URESP		26.52	5.02							
2-WIRE Unbundled COPPER LOOP															
	2-Wire Unbundled Copper Loop-Designed including manual service inquiry & facility reservation - Zone 1		1	UCL	UCLPB	10.14	116.18	67.46							
	2-Wire Unbundled Copper Loop-Designed including manual service inquiry & facility reservation - Zone 2		2	UCL	UCLPB	11.59	116.18	67.46							

Pricing Schedule - North Carolina															
CATEGORY	RATE ELEMENTS	Interim	Zone	BCS	USOC	RATES(\$)				Svc Order Submitted Elec per LSR	Svc Order Submitted Manually per LSR	Incremental Charge - Manual Svc Order vs. Electronic-1st	Incremental Charge - Manual Svc Order vs. Electronic-Add'l	Incremental Charge - Manual Svc Order vs. Electronic-Disc 1st	Incremental Charge - Manual Svc Order vs. Electronic-Disc Add'l
						Rec	Nonrecurring		Nonrecurring Disconnect		OSS Rates(\$)				
							First	Add'l	First	Add'l	SOMECS	SOMAN	SOMAN	SOMAN	SOMAN
	2 Wire Unbundled Copper Loop-Designed including manual service inquiry & facility reservation - Zone 3		3	UCL	UCLPB	12.28	116.18	67.46							
	2-Wire Unbundled Copper Loop-Designed without manual service inquiry and facility reservation - Zone 1		1	UCL	UCLPW	10.14	91.92	55.12							
	2-Wire Unbundled Copper Loop-Designed without manual service inquiry and facility reservation - Zone 2		2	UCL	UCLPW	11.59	91.92	55.12							
	2-Wire Unbundled Copper Loop-Designed without manual service inquiry and facility reservation - Zone 3		3	UCL	UCLPW	12.28	91.92	55.12							
	Order Coordination for Unbundled Copper Loops (per loop)			UCL	UCLMC		7.92	7.92							
4-WIRE COPPER LOOP															
	4-Wire Copper Loop including manual service inquiry and facility reservation - Zone 1		1	UCL	UCL4S	13.10	139.69	90.96							
	4-Wire Copper Loop including manual service inquiry and facility reservation - Zone 2		2	UCL	UCL4S	15.17	139.69	90.96							
	4-Wire Copper Loop including manual service inquiry and facility reservation - Zone 3		3	UCL	UCL4S	17.03	139.69	90.96							
	4-Wire Copper Loop without manual service inquiry and facility reservation - Zone 1		1	UCL	UCL4W	13.10	115.43	78.63							
	4-Wire Copper Loop without manual service inquiry and facility reservation - Zone 2		2	UCL	UCL4W	15.17	115.43	78.63							
	4-Wire Copper Loop without manual service inquiry and facility reservation - Zone 3		3	UCL	UCL4W	17.03	115.43	78.63							
	Order Coordination for Unbundled Copper Loops (per loop)			UCL	UCLMC		7.92	7.92							
	Order Coordination for Specified Conversion Time (per LSR)			UEA, UDN, UAL, UHL, UDL, USL	OCOSL		17.56								
UNE LOOP COMMINGLING															
2-WIRE ANALOG VOICE GRADE LOOP - COMMINGLING															
	2-Wire Analog Voice Grade Loop - Service Level 2 w/Loop or Ground Start Signaling - Zone 1		1	NTCVG	UEAL2	11.96	102.10	65.72							
	2-Wire Analog Voice Grade Loop - Service Level 2 w/Loop or Ground Start Signaling - Zone 2		2	NTCVG	UEAL2	17.36	102.10	65.72							
	2-Wire Analog Voice Grade Loop - Service Level 2 w/Loop or Ground Start Signaling - Zone 3		3	NTCVG	UEAL2	25.23	102.10	65.72							
	2-Wire Analog Voice Grade Loop - Service Level 2 w/Reverse Battery Signaling - Zone 1		1	NTCVG	UEAR2	11.96	102.10	65.72							
	2-Wire Analog Voice Grade Loop - Service Level 2 w/Reverse Battery Signaling - Zone 2		2	NTCVG	UEAR2	17.36	102.10	65.72							
	2-Wire Analog Voice Grade Loop - Service Level 2 w/Reverse Battery Signaling - Zone 3		3	NTCVG	UEAR2	25.23	102.10	65.72							
	Switch-As-Is Conversion rate per UNE Loop, Single LSR, (per DS0)			NTCVG	URES		25.03	3.53							
	Switch-As-Is Conversion rate per UNE Loop, Spreadsheet, (per DS0)			NTCVG	URES		26.52	5.02							
	Loop Tagging - Service Level 2 (SL2)			NTCVG	URETL		11.20	1.10							
4-WIRE ANALOG VOICE GRADE LOOP -COMMINGLING															
	4-Wire Analog Voice Grade Loop - Zone 1		1	NTCVG	UEAL4	19.52	127.40	91.02							
	4-Wire Analog Voice Grade Loop - Zone 2		2	NTCVG	UEAL4	24.74	127.40	91.02							
	4-Wire Analog Voice Grade Loop - Zone 3		3	NTCVG	UEAL4	46.11	127.40	91.02							
	Switch-As-Is Conversion rate per UNE Loop, Single LSR, (per DS0)			NTCVG	URES		25.03	3.53							
	Switch-As-Is Conversion rate per UNE Loop, Spreadsheet, (per DS0)			NTCVG	URES		26.52	5.02							
4-WIRE DS1 DIGITAL LOOP															
	4-Wire DS1 Digital Loop - Zone 1		1	NTCD1	USLXX	63.62	245.16	152.98							
	4-Wire DS1 Digital Loop - Zone 2		2	NTCD1	USLXX	104.40	245.16	152.98							
	4-Wire DS1 Digital Loop - Zone 3		3	NTCD1	USLXX	210.22	245.16	152.98							
	Switch-As-Is Conversion rate per UNE Loop, Single LSR, (per DS1)			NTCD1	URES		25.03	3.53							
	Switch-As-Is Conversion rate per UNE Loop, Spreadsheet, (per DS1)			NTCD1	URES		26.52	5.02							
4-WIRE 19.2, 56 OR 64 KBPS DIGITAL GRADE LOOP															
	4 Wire Unbundled Digital Loop 2.4 Kbps - Zone 1		1	NTCUD	UDL2X	21.98	121.86	85.48							
	4 Wire Unbundled Digital Loop 2.4 Kbps - Zone 2		2	NTCUD	UDL2X	27.58	121.86	85.48							
	4 Wire Unbundled Digital Loop 2.4 Kbps - Zone3		3	NTCUD	UDL2X	43.08	121.86	85.48							

Pricing Schedule - North Carolina

CATEGORY		RATE ELEMENTS	Interim	Zone	BCS	USOC	RATES(\$)				Svc Order Submitted Elec per LSR	Svc Order Submitted Manually per LSR	Incremental Charge - Manual Svc Order vs. Electronic-1st	Incremental Charge - Manual Svc Order vs. Electronic-Add'l	Incremental Charge - Manual Svc Order vs. Electronic-Disc 1st	Incremental Charge - Manual Svc Order vs. Electronic-Disc Add'l	
							Rec	Nonrecurring		Nonrecurring Disconnect		OSS Rates(\$)					
								First	Add'l	First	Add'l	SOMECS	SOMAN	SOMAN	SOMAN	SOMAN	SOMAN
		4 Wire Unbundled Digital Loop 4.8 Kbps -Zone 1		1	NTCUD	UDL4X	21.98	121.86	85.48								
		4 Wire Unbundled Digital Loop 4.8 Kbps - Zone 2		2	NTCUD	UDL4X	27.58	121.86	85.48								
		4 Wire Unbundled Digital Loop 4.8 Kbps - Zone 3		3	NTCUD	UDL4X	43.08	121.86	85.48								
		4 Wire Unbundled Digital Loop 9.6 Kbps - Zone 1		1	NTCUD	UDL9X	21.98	121.86	85.48								
		5 Wire Unbundled Digital Loop 9.6 Kbps - Zone 2		2	NTCUD	UDL9X	27.58	121.86	85.48								
		6 Wire Unbundled Digital Loop 9.6 Kbps - Zone 3		3	NTCUD	UDL9X	43.08	121.86	85.48								
		4 Wire Unbundled Digital 19.2 Kbps - Zone 1		1	NTCUD	UDL19	21.98	121.86	85.48								
		4 Wire Unbundled Digital 19.2 Kbps - Zone 2		2	NTCUD	UDL19	27.58	121.86	85.48								
		4 Wire Unbundled Digital 19.2 Kbps - Zone 3		3	NTCUD	UDL19	43.08	121.86	85.48								
		4 Wire Unbundled Digital Loop 56 Kbps - Zone 1		1	NTCUD	UDL56	21.98	121.86	85.48								
		4 Wire Unbundled Digital Loop 56 Kbps - Zone 2		2	NTCUD	UDL56	27.58	121.86	85.48								
		4 Wire Unbundled Digital Loop 56 Kbps - Zone 3		3	NTCUD	UDL56	43.08	121.86	85.48								
		4 Wire Unbundled Digital Loop 64 Kbps - Zone 1		1	NTCUD	UDL64	21.98	121.86	85.48								
		4 Wire Unbundled Digital Loop 64 Kbps - Zone 2		2	NTCUD	UDL64	27.58	121.86	85.48								
		4 Wire Unbundled Digital Loop 64 Kbps - Zone 3		3	NTCUD	UDL64	43.08	121.86	85.48								
		Switch-As-Is Conversion rate per UNE Loop, Single LSR, (per DS0)			NTCUD	URES		25.03	3.53								
		Switch-As-Is Conversion rate per UNE Loop, Spreadsheet, (per DS0)			NTCUD	URES		26.52	5.02								
		Order Coordination for Specified Conversion Time (per LSR)			NTCVG, NTCUD, NTCDD1	OCOSL		17.56									
MAINTENANCE OF SERVICE																	
					UDC, UEA, UDL, UDN, USL, UAL, UHL, UCL, NTCVG, NTCUD, NTCDD1, U1TD1, U1TD3, U1TDX, U1TS1, U1TVX, UDF, UDFCX, UDLSX, UE3, ULDD1, ULDD3, ULDDX, ULDS1, ULDVX, UNC1X, UNC3X, UNCDX, UNCSX, UNCVX, ULS	MVVBT		80.00	55.00								
		Maintenance of Service Charge, Basic Time, per half hour															
					UDC, UEA, UDL, UDN, USL, UAL, UHL, UCL, NTCVG, NTCUD, NTCDD1, U1TD1, U1TD3, U1TDX, U1TS1, U1TVX, UDF, UDFCX, UDLSX, UE3, ULDD1, ULDD3, ULDDX, ULDS1, ULDVX, UNC1X, UNC3X, UNCDX, UNCSX, UNCVX, ULS	MVVOT		90.00	65.00								
		Maintenance of Service Charge, Overtime, per half hour															
					UDC, UEA, UDL, UDN, USL, UAL, UHL, UCL, NTCVG, NTCUD, NTCDD1, U1TD1, U1TD3, U1TDX, U1TS1, U1TVX, UDF, UDFCX, UDLSX, UE3, ULDD1, ULDD3, ULDDX, ULDS1, ULDVX, UNC1X, UNC3X, UNCDX, UNCSX, UNCVX, ULS	MVVPT		100.00	75.00								
		Maintenance of Service Charge, Premium, per half hour															

Pricing Schedule - North Carolina

CATEGORY	RATE ELEMENTS	Interim	Zone	BCS	USOC	RATES(\$)				Svc Order Submitted Elec per LSR	Svc Order Submitted Manually per LSR	Incremental Charge - Manual Svc Order vs. Electronic-1st	Incremental Charge - Manual Svc Order vs. Electronic-Add'l	Incremental Charge - Manual Svc Order vs. Electronic-Disc 1st	Incremental Charge - Manual Svc Order vs. Electronic-Disc Add'l	
						Rec	Nonrecurring		Nonrecurring Disconnect		OSS Rates(\$)					
							First	Add'l	First	Add'l	SOME C	SOMAN	SOMAN	SOMAN	SOMAN	SOMAN
LOOP MODIFICATION																
	Unbundled Loop Modification, Removal of Load Coils - 2 Wire pair less than or equal to 18k ft, per Unbundled Loop			UAL, UHL, UCL, UEQ, ULS, UEA, UEANL, UEPSR, UEPSB	ULM2L		0.00	0.00								
	Unbundled Loop Modification, Removal of Load Coils - 2 wire greater than 18k ft			UCL, ULS, UEQ	ULM2G		0.00	0.00								
	Unbundled Loop Modification Removal of Load Coils - 4 Wire less than or equal to 18K ft, per Unbundled Loop			UHL, UCL, UEA	ULM4L		0.00	0.00								
	Unbundled Loop Modification Removal of Load Coils - 4 Wire pair greater than 18k ft			UCL	ULM4G		0.00	0.00								
	Unbundled Loop Modification Removal of Bridged Tap Removal, per unbundled loop			UAL, UHL, UCL, UEQ, ULS, UEA, UEANL, UEPSR, UEPSB	ULMBT		12.15	12.15								
SUB-LOOPS																
Sub-Loop Distribution																
	Order Coordination for Unbundled Sub-Loops, per sub-loop pair			UEANL	USBMC		7.92	7.92								
	Order Coordination for Unbundled Sub-Loops, per sub-loop pair			UEANL	USBMC		7.92	7.92								
	Order Coordination for Unbundled Sub-Loops, per sub-loop pair			UEANL	USBMC		7.92	7.92								
	Order Coordination for Unbundled Sub-Loops, per sub-loop pair			UEANL	USBMC		7.92	7.92								
Service Order charges will apply only once per sub-loop																
	Order Coordination for Unbundled Sub-Loops, per sub-loop pair			UEF	USBMC		7.92	7.92								
	Order Coordination for Unbundled Sub-Loops, per sub-loop pair			UEF	USBMC		7.92	7.92								
Unbundled Sub-Loop Modification																
	Unbundled Sub-Loop Modification - 2-W Copper Dist Load Coil/Equip Removal per 2-W PR			UEF	ULM2X		0.00	0.00								
	Unbundled Sub-loop Modification - 4-W Copper Dist Load Coil/Equip Removal per 4-W PR			UEF	ULM4X		0.00	0.00								
	Unbundled Loop Modification, Removal of Bridge Tap, per unbundled loop			UEF	ULMBT		224.55	4.29								
Unbundled Network Terminating Wire (UNTW)																
Network Interface Device (NID)																
	Network Interface Device (NID) - 1-2 lines			UENTW	UND12		86.37	56.69								
	Network Interface Device (NID) - 1-6 lines			UENTW	UND16		127.93	98.21								
	Network Interface Device Cross Connect - 2 W			UENTW	UNDC2		5.73	5.73								
	Network Interface Device Cross Connect - 4W			UENTW	UNDC4		5.73	5.73								
UNE OTHER, PROVISIONING ONLY - NO RATE																
	Unbundled Contact Name, Provisioning Only - no rate			UAL, UCL, UDC, UDL, UDN, UEA, UHL, UEANL, UEF, UEQ, UENTW, NTCVG, NTCUD, NTCDD1, USL	UNECN	0.00	0.00									
	Unbundled DS1 Loop - Superframe Format Option - no rate			USL, NTCDD1	CCOSF		0.00									
	Unbundled DS1 Loop - Expanded Superframe Format option - no rate			USL, NTCDD1	CCOEF		0.00									
	NID - Dispatch and Service Order for NID installation			UENTW	UNDBX	0.00	0.00									
LOOP MAKE-UP																
	Loop Makeup - Preordering Without Reservation, per working or spare facility queried (Manual).			UMK	UMKLW		23.29	23.29								
	Loop Makeup - Preordering With Reservation, per spare facility queried (Manual).			UMK	UMKLP		24.70	24.70								
	Loop Makeup--With or Without Reservation, per working or spare facility queried (Mechanized)			UMK	UMKMQ		0.19	0.19								
LINE SPLITTING																
END USER ORDERING-CENTRAL OFFICE BASED																
	Line Splitting - per line activation DLEC owned splitter			UEPSR UEPSB	UREOS	0.61	15.53	7.79								

Pricing Schedule - North Carolina															
CATEGORY	RATE ELEMENTS	Interim	Zone	BCS	USOC	RATES(\$)				Svc Order Submitted Elec per LSR	Svc Order Submitted Manually per LSR	Incremental Charge - Manual Svc Order vs. Electronic- 1st	Incremental Charge - Manual Svc Order vs. Electronic- Add'l	Incremental Charge - Manual Svc Order vs. Electronic- Disc 1st	Incremental Charge - Manual Svc Order vs. Electronic- Disc Add'l
						Rec	Nonrecurring		Nonrecurring Disconnect				OSS Rates(\$)		
							First	Add'l	First	Add'l	SOMECD	SOMAN	SOMAN	SOMAN	SOMAN
	Line Splitting - per line activation AT&T owned - physical			UEPSR UEPSB	UREBP	0.6409	17.97	10.29							
	Line Splitting - per line activation AT&T owned - virtual			UEPSR UEPSB	UREBV	0.6325	17.87	10.29							
END USER ORDERING - REMOTE SITE LINE SPLITTING															
UNBUNDLED EXCHANGE ACCESS LOOP															
2-WIRE ANALOG VOICE GRADE LOOP															
	2 Wire Analog Voice Grade Loop-Service Level 1-Line Splitting-Zone 1		1	UEPSR UEPSB	UEALS	10.82	36.54	16.87	0.00	0.00					
	2 Wire Analog Voice Grade Loop-Service Level 1-Line Splitting-Zone 1		1	UEPSR UEPSB	UEABS	10.82	36.54	16.87	0.00	0.00					
	2 Wire Analog Voice Grade Loop- Service Level 1-Line Splitting-Zone 2		2	UEPSR UEPSB	UEALS	16.21	36.54	16.87	0.00	0.00					
	2 Wire Analog Voice Grade Loop- Service Level 1-Line Splitting-Zone 2		2	UEPSR UEPSB	UEABS	16.21	36.54	16.87	0.00	0.00					
	2 Wire Analog Voice Grade Loop-Service Level 1-Line Splitting-Zone 3		3	UEPSR UEPSB	UEALS	24.08	36.54	16.87	0.00	0.00					
	2 Wire Analog Voice Grade Loop-Service Level 1-Line Splitting-Zone 3		3	UEPSR UEPSB	UEABS	24.08	36.54	16.87	0.00	0.00					
PHYSICAL COLLOCATION															
	Physical Collocation-2 Wire Cross Connects (Loop) for Line Splitting			UEPSR UEPSB	PE1LS	0.0309	19.77	14.95	0.00	0.00					
VIRTUAL COLLOCATION															
	Virtual Collocation-2 Wire Cross Connects (Loop) for Line Splitting			UEPSR UEPSB	VE1LS	0.0287	33.96	32.08	0.00	0.00					
UNBUNDLED DEDICATED TRANSPORT															
INTEROFFICE CHANNEL - DEDICATED TRANSPORT															
	Interoffice Channel - DS1 - per mile			U1TD1	1L5XX	0.1938									
	Interoffice Channel - DS1 - Facility Termination			U1TD1	U1TF1	31.06	86.69	79.44							
	Interoffice Channel - DS3 - per mile			U1TD3	1L5XX	4.44									
	Interoffice Channel - DS3 - Facility Termination			U1TD3	U1TF3	329.91	270.69	158.05							
HIGH CAPACITY UNBUNDLED LOCAL LOOP															
DS3/UNBUNDLED LOCAL LOOP - Stand Alone															
	DS3 Unbundled Local Loop - per mile			UE3	1L5ND	12.95									
	DS3 Unbundled Local Loop - Facility Termination			UE3	UE3PX	229.90	438.46	256.30							
UNBUNDLED DARK FIBER															
	Dark Fiber - Interoffice Transport, Per Four Fiber Strands, Per Route Mile Or Fraction Thereof			UDF	1L5DF	24.77									
	Dark Fiber - Interoffice Transport, Per Four Fiber Strands, Per Route Mile Or Fraction Thereof			UDF	UDF14		620.60	133.88							
ENHANCED EXTENDED LINK (EELs)															
Network Elements Used in Combinations															
	4-Wire Analog Voice Grade Loop in Combination - Zone 1		1	UNCVX	UEAL4	19.52	385.26	72.08							
	4-Wire Analog Voice Grade Loop in Combination - Zone 2		2	UNCVX	UEAL4	24.74	385.26	72.08							
	4-Wire Analog Voice Grade Loop in Combination - Zone 3		3	UNCVX	UEAL4	46.11	385.26	72.08							
	4-Wire DS1 Digital Loop in Combination - Zone 1		1	UNC1X	USLXX	63.62	412.03	139.55							
	4-Wire DS1 Digital Loop in Combination - Zone 2		2	UNC1X	USLXX	104.40	412.03	139.55							
	4-Wire DS1 Digital Loop in Combination - Zone 3		3	UNC1X	USLXX	210.22	412.03	139.55							
	DS3 Local Loop in combination - per mile			UNC3X	1L5ND	12.95									
	DS3 Local Loop in combination - Facility Termination			UNC3X	UE3PX	229.90	3,073.55	1,245.84							
	Interoffice Channel in combination - DS1 - per mile			UNC1X	1L5XX	0.1938									
	Interoffice Channel in combination - DS1 Facility Termination			UNC1X	U1TF1	31.06	234.02	162.52							
	Interoffice Channel in combination - DS3 - per mile			UNC3X	1L5XX	4.44									
	Interoffice Channel in combination - DS3 - Facility Termination			UNC3X	U1TF3	329.91	802.81	146.02							
ADDITIONAL NETWORK ELEMENTS															
Optional Features & Functions:															
	Clear Channel Capability Extended Frame Option - per DS1	i		U1TD1, UNC1X	CCOEF	0.00									
	Clear Channel Capability Super FrameOption - per DS1	i		U1TD1, UNC1X	CCOSF	0.00									
	Clear Channel Capability (SF/ESF) Option - Subsequent Activity - per DS1	i		U1TD1, UNC1X, USL	NRCCC	184.76	23.80	1.99	0.78						
	C-bit Parity Option - Subsequent Activity - per DS3	i		U1TD3, UE3, UNC3X	NRCC3	218.92	7.66	0.7576	0.00						
	DS1/DS0 Channel System			UNC1X	MQ1	70.84	170.57								
	DS3/DS1Channel System			UNC3X	MQ3	84.32	0.00								
	Voice Grade COCI in combination			UNCVX	1D1VG	0.4329	54.14	17.51							

Pricing Schedule - North Carolina																Svc Order Submitted Elec per LSR	Svc Order Submitted Manually per LSR	Incremental Charge - Manual Svc Order vs. Electronic-1st	Incremental Charge - Manual Svc Order vs. Electronic-Add'l	Incremental Charge - Manual Svc Order vs. Electronic-Disc 1st	Incremental Charge - Manual Svc Order vs. Electronic-Disc Add'l
CATEGORY	RATE ELEMENTS	Interim	Zone	BCS	USOC	RATES(\$)															
						Rec	Nonrecurring		Nonrecurring Disconnect				OSS Rates(\$)								
							First	Add'l	First	Add'l	SOMECD	SOMAN	SOMAN	SOMAN	SOMAN						
	Voice Grade COCI - for 2W-SL2 & 4W Voice Grade Local Loop			UEA	1D1VG	0.4329	6.39	4.58													
	DS1 COCI in combination			UNC1X	UC1D1	8.43	54.14	17.51													
	DS1 COCI - for Stand Alone Interoffice Channel			U1TD1	UC1D1	8.43	6.39	4.58													
	DS1 COCI - for DS1 Local Loop			USL, NTCDD1	UC1D1	8.43	6.39	4.58													
	Wholesale - UNE, Switch-As-Is Conversion Charge			UNCVX, UNC1X, UNC3X, XDH1X, HFQC6, XDD2X, XDV6X	UNCCC		5.43	5.43													
	Unbundled Misc Rate Element, SNE SAI, Single Network Element - Switch As Is Non-recurring Charge, per circuit (LSR)			U1TVX, U1TD3, UDF, UE3	URES		36.90	16.15													
	Unbundled Misc Rate Element, SNE SAI, Single Network Element - Switch As Is Non-recurring Charge, incremental charge per circuit on a spreadsheet			U1TVX, U1TD3, UDF, UE3	URES		1.49	1.49													
Service Rearrangements																					
	NRC - Order Coordination Specific Time - Dedicated Transport	I		UNC1X, UNC3X	OCOSR		18.89	18.89													
COMMINGLING				UNCVX, UNC1X, UNC3X, U1TD3, UE3, U1TVX	CMGAU	0.00	0.00	0.00													
	Commingling Authorization																				
Commingled (UNE part of single bandwidth circuit)																					
	Commingled VG COCI			XDV2X	1D1VG	0.4329	6.39	4.58													
	Commingled 4-wire Local Loop Zone 1		1	XDV6X	UEAL4	19.52	127.4	91.02													
	Commingled 4-wire Local Loop Zone 2		2	XDV6X	UEAL4	24.74	127.4	91.02													
	Commingled 4-wire Local Loop Zone 3		3	XDV6X	UEAL4	46.11	127.4	91.02													
	Commingled DS1 COCI			XDH1X	UC1D1	8.43	6.39	4.58													
	Commingled DS1 Interoffice Channel			XDH1X	U1TF1	31.19	86.69	79.44													
	Commingled DS1 Interoffice Channel Mileage			XDH1X	1L5XX	0.1938															
	Commingled DS1/DS0 Channel System			XDH1X	MQ1	70.84	88.41	60.76													
	Commingled DS1 Local Loop Zone 1		1	XDH1X	USLXX	63.62	245.16	152.98													
	Commingled DS1 Local Loop Zone 2		2	XDH1X	USLXX	104.40	245.16	152.98													
	Commingled DS1 Local Loop Zone 3		3	XDH1X	USLXX	210.22	245.16	152.98													
	Commingled DS3 Local Loop			HFQC6	UE3PX	229.90	438.46	256.3													
	Commingled DS3/STS+Local Loop Mileage			HFQC6	1L5ND	12.95															
	Commingled DS3/DS1 Channel System			HFQC6	MQ3	84.32	172.99	91.25													
	Commingled DS3 Interoffice Channel			HFQC6	U1TF3	329.91	270.69	158.05													
	Commingled DS3 Interoffice Channel Mileage			HFQC6	1L5XX	4.44															
	UNE to Commingled Conversion Tracking			XDH1X, HFQC6	CMGUN	0.00	0.00	0.00	0.00	0.00											
	SPA to Commingled Conversion Tracking			XDH1X, HFQC6	CMGSP	0.00	0.00	0.00	0.00	0.00											
LNP Query Service																					
	LNP Charge Per query					0.0007579															
	LNP Service Establishment Manual						12.16														
	LNP Service Provisioning with Point Code Establishment						576.33	294.43													
911 PBX LOCATE																					
911 PBX LOCATE DATABASE CAPABILITY																					
	Service Establishment per CLEC per End User Account			9PBDC	9PBEU		1,823.00														
	Changes to TN Range or Customer Profile			9PBDC	9PBTN		182.45														
	Per Telephone Number (Monthly)			9PBDC	9PBMM	0.07															
	Change Company (Service Provider) ID			9PBDC	9BPBC		535.57														
	PBX Locate Service Support per CLEC (Monthlt)			9PBDC	9PBMR	165.63															
	Service Order Charge			9PBDC	9PBSC		15.20														
911 PBX LOCATE TRANSPORT COMPONENT																					
See Att 3																					
Emergency Number Services																					
	911 trunk rates are included in the Facility cost via the General Subscriber Services Tariff (GSST) and the Switched Access Service Tariff.																				
Note: Rates displaying an "I" in Interim column are interim as a result of a Commission order.																					
LOCAL INTERCONNECTION (CALL TRANSPORT AND TERMINATION)																					
ISP-BOUND TRAFFIC																					
	ISP-Bound, per MOU					0.0007															
END OFFICE SWITCHING																					

Pricing Schedule - North Carolina															
CATEGORY	RATE ELEMENTS	Interim	Zone	BCS	USOC	RATES(\$)				Svc Order Submitted Elec per LSR	Svc Order Submitted Manually per LSR	Incremental Charge - Manual Svc Order vs. Electronic- 1st	Incremental Charge - Manual Svc Order vs. Electronic- Add'l	Incremental Charge - Manual Svc Order vs. Electronic- Disc 1st	Incremental Charge - Manual Svc Order vs. Electronic- Disc Add'l
						Rec	Nonrecurring First	Nonrecurring Add'l	Nonrecurring Disconnect First	Nonrecurring Disconnect Add'l	SOMEc	SOMAN	SOMAN	SOMAN	SOMAN
	End Office Switching Function, per MOU					0.0007331									
TANDEM SWITCHING															
	Tandem Switching Function Per MOU					0.0004788									
	Multiple Tandem Switching, per MOU (applies to initial tandem only)					0.0004788									
TRUNK CHARGE															
	Installation Trunk Side Service - per DS0			OHD	TPP6X		21.55	8.12							
	Installation Trunk Side Service - per DS0			OHD	TPP9X		21.55	8.12							
	Dedicated End Office Trunk Port Service-per DS0**			OHD	TDEOP	0.00									
	Dedicated End Office Trunk Port Service-per DS1**			OH1 OH1MS	TDE1P	0.00									
	Dedicated Tandem Trunk Port Service-per DS0**			OHD	TDWOP	0.00									
	Dedicated Tandem Trunk Port Service-per DS1**			OH1 OH1MS	TDW1P	0.00									
** This rate element is recovered on a per MOU basis and is included in the End Office Switching and Tandem Switching, per MOU rate elements															
COMMON TRANSPORT (Shared)															
	Common Transport - Per Mile, Per MOU					0.0000023									
	Common Transport - Facilities Termination Per MOU					0.0001676									
LOCAL INTERCONNECTION (DEDICATED TRANSPORT)															
INTEROFFICE CHANNEL - DEDICATED TRANSPORT															
	Interoffice Channel - Dedicated Transport - 2-Wire Voice Grade - Per Mile per month			OHM	1L5NF	0.0095									
	Interoffice Channel - Dedicated Transport- 2- Wire Voice Grade - Facility Termination per month			OHM	1L5NF	12.12	39.36	26.62							
	Interoffice Channel - Dedicated Transport - 56 kbps - per mile per month			OHM	1L5NK	0.0095									
	Interoffice Channel - Dedicated Transport - 56 kbps - Facility Termination per month			OHM	1L5NK	7.47	39.37	26.62							
	Interoffice Channel - Dedicated Transport - 64 kbps - per mile per month			OHM	1L5NK	0.0095									
	Interoffice Channel - Dedicated Transport - 64 kbps - Facility Termination per month			OHM	1L5NK	7.47	39.37	26.62							
	Interoffice Channel - Dedicated Channel - DS1 - Per Mile per month			OH1, OH1MS	1L5NL	0.1938									
	Interoffice Channel - Dedicated Transport - DS1 - Facility Termination per month			OH1, OH1MS	1L5NL	31.19	86.69	79.44							
	Interoffice Channel - Dedicated Transport - DS3 - Per Mile per month			OH3, OH3MS	1L5NM	4.44									
	Interoffice Channel - Dedicated Transport - DS3 - Facility Termination per month			OH3, OH3MS	1L5NM	329.91	270.69	158.05							
LOCAL CHANNEL - DEDICATED TRANSPORT															
	Local Channel - Dedicated - 2-Wire Voice Grade per month			OHM	TEFV2	6.29	187.51	32.21							
	Local Channel - Dedicated - 4-Wire Voice Grade per month			OHM	TEFV4	7.08	187.94	32.63							
	Local Channel - Dedicated - DS1 per month			OH1	TEFHG	22.13	172.34	149.27							
	Local Channel - Dedicated - DS3 Facility Termination per month			OH3	TEFHJ	82.89	438.46	256.30							
LOCAL INTERCONNECTION MID-SPAN MEET															
	Local Channel - Dedicated - DS1 per month			OH1MS	TEFHG	0.00	0.00								
	Local Channel - Dedicated - DS3 per month			OH3MS	TEFHJ	0.00	0.00								
MULTIPLEXERS															
	Channelization - DS1 to DS0 Channel System			OH1, OH1MS	SATN1	146.69	197.78	140.06							
	DS3 to DS1 Channel System per month			OH3, OH3MS	SATNS	233.10	403.97	234.40							
	DS3 Interface Unit (DS1 COC) per month			OH1, OH1MS	SATCO	16.07	13.09	9.38							
Notes: If no rate is identified in the contract, the rates, terms, and conditions for the specific service or function will be as set forth in applicable AT&T tariff.															
PHYSICAL COLLOCATION															
Application															
	Physical Collocation - Initial Application Fee			CLO	PE1BA		2,322.00								
	Physical Collocation - Subsequent Application Fee			CLO	PE1CA		2,311.00								
	Physical Collocation - Co-Carrier Cross Connects/Direct Connect, Application Fee, per application			CLO	PE1DT		317.20								
	Physical Collocation Administrative Only - Application Fee			CLO	PE1BL		741.44								
	Physical Collocation - Application Cost, Simple Augment			CLO	PE1KS		269.83			1.15					
	Physical Collocation - Application Cost, Minor Augment			CLO	PE1KM		493.40			1.15					
	Physical Collocation - Application Cost, Intermediate Augment			CLO	PE1K1		1,012.00			1.15					
	Physical Collocation - Application Cost - Major Augment			CLO	PE1KJ		2,343.00			1.15					
Space Preparation															

Pricing Schedule - North Carolina

Pricing Schedule - North Carolina																
CATEGORY	RATE ELEMENTS	Interim	Zone	BCS	USOC	RATES(\$)				Svc Order Submitted Elec per LSR	Svc Order Submitted Manually per LSR	Incremental Charge - Manual Svc Order vs. Electronic-1st	Incremental Charge - Manual Svc Order vs. Electronic-Add'l	Incremental Charge - Manual Svc Order vs. Electronic-Disc 1st	Incremental Charge - Manual Svc Order vs. Electronic-Disc Add'l	
						Rec	Nonrecurring		Nonrecurring Disconnect		OSS Rates(\$)					
							First	Add'l	First	Add'l	SOMECE	SOMAN	SOMAN	SOMAN	SOMAN	SOMAN
	Physical Collocation - Floor Space, per sq feet			CLO	PE1PJ	2.69										
	Physical Collocation - Space Enclosure, welded wire, first 50 square feet			CLO	PE1BX		534.44									
	Physical Collocation - Space enclosure, welded wire, first 100 square feet			CLO	PE1BW		559.81									
	Physical Collocation - Space enclosure, welded wire, each additional 50 square feet			CLO	PE1CW		25.37									
	Physical Collocation - Space Preparation - C.O. Modification per square ft.			CLO	PE1SK	2.42										
	Physical Collocation - Space Preparation, Common Systems Modifications-Cageless, per square foot			CLO	PE1SL	2.88										
	Physical Collocation - Space Preparation - Common Systems Modifications-Caged, per cage			CLO	PE1SM	97.98										
	Physical Collocation - Space Preparation - Firm Order Processing			CLO	PE1SJ		1,196.00									
	Physical Collocation - Space Availability Report, per Central Office Requested			CLO	PE1SR		2,140.00									
Power																
	Physical Collocation - Power, -48V DC Power - per Fused Amp Requested			CLO	PE1PL	7.65										
	Physical Collocation - Power, 120V AC Power, Single Phase, per Breaker Amp			CLO	PE1FB	5.50										
	Physical Collocation - Power, 240V AC Power, Single Phase, per Breaker Amp			CLO	PE1FD	11.01										
	Physical Collocation - Power, 120V AC Power, Three Phase, per Breaker Amp			CLO	PE1FE	16.51										
	Physical Collocation - Power, 277V AC Power, Three Phase, per Breaker Amp			CLO	PE1FG	38.12										
Cross Connects (Cross Connects, Co-Carrier Cross Connects, and Ports)																
				UEANL,UEQ, UNCNX, UEA, UCL, UAL, UHL, UDN, UNCVX												
	Physical Collocation - 2-wire cross-connect, loop, provisioning			UEA, UHL, UNCVX, UNCDX, UCL, UDL	PE1P2	0.0309	19.77	14.95								
	Physical Collocation - 4-wire cross-connect, loop, provisioning				PE1P4	0.0618	19.95	15.05								
				WDS1L, WDS1S, UXTD1, ULDD1, USLEL, UNLD1, U1TD1, UNC1X, UEPSR, UEPSB, UEPESE, UEPEX, UDL12, UDF												
	Physical Collocation -DS1 Cross-Connect for Physical Collocation, provisioning				PE1P1	1.38	39.15	23.20								
				UE3, U1TD3, UXTD3, UXTS1, UNC3X, UNCSX, ULDD3, U1TS1, ULDS1, UNLD3, UEPEX, UEPEX, UEPSR, UEPSB, UEPESE, UEPEX, UDL12, UDF												
	Physical Collocation - DS3 Cross-Connect, provisioning				PE1P3	17.62	38.25	21.94								
				CLO, ULDO3, ULD12, ULD48, U1TO3, U1T12, U1T48, UDLO3, UDL12, UDF												
	Physical Collocation - 2-Fiber Cross-Connect				PE1F2	3.50	38.25	21.94								
				ULDO3, ULD12, ULD48, U1TO3, U1T12, U1T48, UDLO3, UDL12, UDF, UDFCX												
	Physical Collocation - 4-Fiber Cross-Connect				PE1F4	6.20	43.96	26.17								
	Physical Collocation - Co-Carrier Cross Connects/Direct Connect - Fiber Cable Support Structure, per linear foot, per cable.			CLO	PE1ES	0.0028										

Pricing Schedule - North Carolina															
CATEGORY	RATE ELEMENTS	Interim	Zone	BCS	USOC	RATES(\$)				Svc Order Submitted Elec per LSR	Svc Order Submitted Manually per LSR	Incremental Charge - Manual Svc Order vs. Electronic-1st	Incremental Charge - Manual Svc Order vs. Electronic-Add'l	Incremental Charge - Manual Svc Order vs. Electronic-Disc 1st	Incremental Charge - Manual Svc Order vs. Electronic-Disc Add'l
						Rec	Nonrecurring		Nonrecurring Disconnect				OSS Rates(\$)		
							First	Add'l	First	Add'l	SOMECS	SOMAN	SOMAN	SOMAN	SOMAN
	Physical Collocation - Co-Carrier Cross Connect/Direct Connect - Copper/Coax Cable Support Structure, per linear foot, per cable.			CLO	PE1DS	0.0041									
	Physical Collocation 2-Wire Cross Connect, Port			UEPSR, UEPS, UEPSB, UEPX, UEP2C	PE1R2	0.0309	19.77	14.95				26.94	12.76		
	Physical Collocation 4-Wire Cross Connect, Port			UEPEX, UEPDD	PE1R4	0.0618	19.95	15.05				26.94	12.76		
Security															
	Physical Collocation - Security Escort for Basic Time - normally scheduled work, per half hour			CLO	PE1BT		33.68	21.34							
	Physical Collocation - Security Escort for Overtime - outside of normally scheduled working hours on a scheduled work day, per half hour			CLO	PE1OT		43.87	27.57							
	Physical Collocation - Security Escort for Premium Time - outside of scheduled work day, per half hour			CLO	PE1PT		54.06	33.80							
	Physical Collocation - Security Access System - Security System per Central Office, per Sq. Ft.			CLO	PE1AY	0.0135									
	Physical Collocation - Security Access System - New Card Activation, per Card Activation (First), per State			CLO	PE1A1	0.0622	15.00								
	Physical Collocation - Security Access System - Administrative Change, existing Access Card, per Request, per State, per Card			CLO	PE1AA		15.51								
	Physical Collocation - Security Access System - Replace Lost or Stolen Card, per Card			CLO	PE1AR		15.00								
	Physical Collocation - Security Access - Initial Key, per Key			CLO	PE1AK		15.00								
	Physical Collocation - Security Access - Key, Replace Lost or Stolen Key, per Key			CLO	PE1AL		15.00								
CFA															
	Physical Collocation - CFA Information Resend Request, per premises, per arrangement, per request			CLO	PE1C9		77.48								
Cable Records - Note: The rates in the First & Additional columns will actually be billed as "Initial I" and "Subsequent S" respectively															
	Physical Collocation - Cable Records, per request			CLO	PE1CR		1458.00	937.29	245.00	245.00					
	Physical Collocation, Cable Records, VG/DS0 Cable, per cable record (maximum 3600 records)			CLO	PE1CD		622.69	622.69	346.35	346.35					
	Physical Collocation, Cable Records, VG/DS0 Cable, per each 100 pair			CLO	PE1CO		8.77	8.77	10.32	10.32					
	Physical Collocation, Cable Records, DS1, per T1 TIE			CLO	PE1C1		4.35	4.35	5.11	5.11					
	Physical Collocation, Cable Records, DS3, per T3 TIE			CLO	PE1C3		15.22	15.22	17.90	17.90					
	Physical Collocation - Cable Records, Fiber Cable, per cable record (maximum 99 records)			CLO	PE1CB		163.61	163.61	143.32	143.32					
	Physical Collocation, Cable Records, CAT5/RJ45			CLO	PE1C5		2.27		2.78						
Virtual to Physical															
	Physical Collocation - Virtual to Physical Collocation Relocation, per Voice Grade Circuit			CLO	PE1BV		33.00								
	Physical Collocation - Virtual to Physical Collocation Relocation, per DSO Circuit			CLO	PE1BO		33.00								
	Physical Collocation - Virtual to Physical Collocation Relocation, per DS1 Circuit			CLO	PE1B1		52.00								
	Physical Collocation - Virtual to Physical Collocation Relocation, per DS3 Circuit			CLO	PE1B3		52.00								
	Physical Collocation - Virtual to Physical Collocation In-Place, Per Voice Grade Circuit			CLO	PE1BR		69.51	20.45							
	Physical Collocation Virtual to Physical Collocation In-Place, Per DSO Circuit			CLO	PE1BP		69.51	20.45							
	Physical Collocation - Virtual to Physical Collocation In-Place, Per DS1 Circuit			CLO	PE1BS		78.93	29.87							
	Physical Collocation - Virtual to Physical Collocation In-Place, per DS3 Circuit			CLO	PE1BE		75.11	26.04							
Entrance Cable															
	Physical Collocation - Fiber Cable Installation, Pricing, non-recurring charge, per Entrance Cable			CLO	PE1BD		1,233.00								
	Physical Collocation - Fiber Cable Support Structure, per Entrance Cable			CLO	PE1PM	20.57									

Pricing Schedule - North Carolina															
CATEGORY	RATE ELEMENTS	Interim	Zone	BCS	USOC	RATES(\$)				Svc Order Submitted Elec per LSR	Svc Order Submitted Manually per LSR	Incremental Charge - Manual Svc Order vs. Electronic-1st	Incremental Charge - Manual Svc Order vs. Electronic-Add'l	Incremental Charge - Manual Svc Order vs. Electronic-Disc 1st	Incremental Charge - Manual Svc Order vs. Electronic-Disc Add'l
						Rec	Nonrecurring		Nonrecurring Disconnect				OSS Rates(\$)		
							First	Add'l	First	Add'l	SOMECD	SOMAN	SOMAN	SOMAN	SOMAN
	Physical Collocation - Fiber Entrance Cable Installation, per Fiber			CLO	PE1ED		7.79								
VIRTUAL COLLOCATION															
Application															
	Virtual Collocation - Application Fee			AMTFS	EA		1,195.00								
	Virtual Collocation - Co-Carrier Cross Connects/Direct Connect, Application Fee, per application			AMTFS	VE1CA		317.20								
	Virtual Collocation Administrative Only - Application Fee			AMTFS	VE1AF		741.44								
Space Preparation															
	Virtual Collocation - Floor Space, per sq. ft.	I		AMTFS	ESPVX	2.69									
Power															
	Virtual Collocation - Power, per fused amp	I		AMTFS	ESPA	7.65									
Cross Connects (Cross Connects, Co-Carrier Cross Connects, and Ports)															
	Virtual Collocation - 2-wire cross-connect, loop, provisioning			UEANL, UEA, UDN, UAL, UHL, UCL, UEQ, UNCVX, UNCDX, UNCNX	UEAC2	0.0225	19.77	14.95							
	Virtual Collocation - 4-wire cross-connect, loop, provisioning			UEA, UHL, UCL, UDL, UNCVX, UNCDX	UEAC4	0.0449	19.95	15.05							
	Virtual collocation - Special Access & UNE, cross-connect per DS1			ULR, UXTD1, UNC1X, ULDD1, U1TD1, USLEL, UNLD1, USL, UEPEX, UEPPX	CNC1X	0.4195	39.15	23.20							
	Virtual collocation - Special Access & UNE, cross-connect per DS3			USL, UE3, U1TD3, UXTS1, UXTD3, UNC3X, UNCSX, ULDD3, U1TS1, ULDS1, UDLSX, UNLD3, XDEST	CND3X	4.41	38.25	21.94							
	Virtual Collocation - 2-Fiber Cross Connects			UDL12, UDLO3, U1T48, U1T12, U1TO3, ULDO3, ULD12, ULD48, UDF	CNC2F	1.96	38.25	21.94							
	Virtual Collocation - 4-Fiber Cross Connects			UDL12, UDLO3, U1T48, U1T12, U1TO3, ULDO3, ULD12, ULD48, UDF	CNC4F	3.93	43.96	26.17							
	Virtual Collocation - Co-Carrier Cross Connects/Direct Connect - Fiber Cable Support Structure, per linear foot, per cable			AMTFS	VE1CB	0.0028									
	Virtual Collocation - Co-Carrier Cross Connects/Direct Connect - Copper/Coax Cable Support Structure, per linear foot, per cable			AMTFS	VE1CD	0.0041									
	Virtual Collocation 2-Wire Cross Connect, Port			UEPSX, UEPSB, UEPSL, UEPSR, UEPC2	VE1R2	0.0225	19.77	14.95							
	Virtual Collocation 4-Wire Cross Connect, Port			UEPDD, UEPEX	VE1R4	0.0449	19.95	15.05							
CFA															
	Virtual Collocation - CFA Information Resend Request, per Premises, per Arrangement, per request			AMTFS	VE1QR		77.48								
Cable Records - Note: The rates in the First & Additional columns will actually be billed as "Initial I" & "Subsequent S" respectively															
	Virtual Collocation Cable Records - per request			AMTFS	VE1BA	I	1458.00	S	937.29	245.00	245.00				
	Virtual Collocation Cable Records - VG/DS0 Cable, per cable record			AMTFS	VE1BB		622.69	622.69	346.35	346.35					
	Virtual Collocation Cable Records - VG/DS0 Cable, per each 100 pair			AMTFS	VE1BC		8.77	8.77	10.32	10.32					
	Virtual Collocation Cable Records - DS1, per T1TIE			AMTFS	VE1BD		4.35	4.35	5.11	5.11					
	Virtual Collocation Cable Records - DS3, per T3TIE			AMTFS	VE1BE		15.22	15.22	17.90	17.90					
	Virtual Collocation Cable Records - Fiber Cable, per 99 fiber records			AMTFS	VE1BF		163.61	163.61	143.32	143.32					

Pricing Schedule - North Carolina															
CATEGORY	RATE ELEMENTS	Interim	Zone	BCS	USOC	RATES(\$)				Svc Order Submitted Elec per LSR	Svc Order Submitted Manually per LSR	Incremental Charge - Manual Svc Order vs. Electronic- 1st	Incremental Charge - Manual Svc Order vs. Electronic- Add'l	Incremental Charge - Manual Svc Order vs. Electronic- Disc 1st	Incremental Charge - Manual Svc Order vs. Electronic- Disc Add'l
						Rec	Nonrecurring		Nonrecurring Disconnect				OSS Rates(\$)		
							First	Add'l	First	Add'l	SOMECE	SOMAN	SOMAN	SOMAN	SOMAN
	Virtual Collocation Cable Records - CAT 5/RJ45			AMTFS	VE1B5		4.35	4.35	5.11	5.11					
	Security														
	Virtual collocation - Security escort, basic time, normally scheduled work hours			AMTFS	SPTBX		33.68	21.34							
	Virtual collocation - Security escort, overtime, outside of normally scheduled work hours on a normal working day			AMTFS	SPTOX		43.87	27.57							
	Virtual collocation - Security escort, premium time, outside of a scheduled work day			AMTFS	SPTPX		54.06	33.80							
	Maintenance														
	Virtual collocation - Maintenance in CO - Basic, per half hour			AMTFS	CTRLX		52.03	21.22							
	Virtual collocation - Maintenance in CO - Overtime, per half hour			AMTFS	SPTOM		69.48	27.81							
	Virtual collocation - Maintenance in CO - Premium per half hour			AMTFS	SPTPM		86.94	34.40							
	Entrance Cable														
	Virtual Collocation - Cable Installation Charge, per cable			AMTFS	ESPCX		1,233.00								
	Virtual Collocation - Cable Support Structure, per cable			AMTFS	ESPSX	13.28									
	COLLOCATION IN THE REMOTE SITE														
	Physical Remote Site Collocation														
	Physical Collocation in the Remote Site - Application Fee			CLORS	PE1RA		589.38		258.38						
	Cabinet Space in the Remote Site per Bay/ Rack			CLORS	PE1RB	218.07									
	Physical Collocation in the Remote Site - Security Access - Key			CLORS	PE1RD		15.00								
	Physical Collocation in the Remote Site - Space Availability Report per Premises Requested			CLORS	PE1SR		215.55								
	Physical Collocation in the Remote Site - Remote Site CLLI Code Request, per CLLI Code Requested			CLORS	PE1RE		70.65								
	Remote Site DLEC Data (BRSDDD), per Compact Disk, per CO			CLORS	PE1RR		232.94								
	Physical Collocation - Security Escort for Basic Time - normally scheduled work, per half hour			CLORS	PE1BT		33.68	21.34							
	Physical Collocation - Security Escort for Overtime - outside of normally scheduled working hours on a scheduled work day, per half hour			CLORS	PE1OT		43.87	27.57							
	Physical Collocation - Security Escort for Premium Time - outside of scheduled work day, per half hour			CLORS	PE1PT		54.06	33.80							
	Adjacent Remote Site Collocation														
	Remote Site-Adjacent Collocation-Application Fee			CLORS	PE1RU		755.62	755.62							
	Remote Site-Adjacent Collocation - Real Estate, per square foot			CLORS	PE1RT	0.134									
	Remote Site-Adjacent Collocation - AC Power, per breaker amp			CLORS	PE1RS	6.27									
	NOTE: If Security Escort and/or Add'l Engineering Fees become necessary for adjacent remote site collocation, the Parties will negotiate appropriate rates.														
	Virtual Remote Site Collocation														
	Virtual Collocation in the Remote Site - Application Fee			VE1RS	VE1RB		589.38		258.38						
	Virtual Collocation in the Remote Site - Per Bay/Rack of Space			VE1RS	VE1RC	218.07									
	Virtual Collocation in the Remote Site - Space Availability Report per Premises requested			VE1RS	VE1RR		215.55								
	Virtual Collocation in the Remote Site - Remote Site CLLI Code Request, per CLLI Code Requested			VE1RS	VE1RL		70.65								
	ADJACENT COLLOCATION														
	Adjacent Collocation - Space Charge per Sq. Ft.			CLOAC	PE1JA	0.1555									
	Adjacent Collocation - Electrical Facility Charge per Linear Ft.			CLOAC	PE1JC	5.78									
	Adjacent Collocation - 2-Wire Cross-Connects			UEANL,UEQ,UEA,U	PE1JE	0.0239	19.77	14.95							
	Adjacent Collocation - 4-Wire Cross-Connects			UEA,UHL,UDL,UCL	PE1JF	0.0477	19.95	15.05							
	Adjacent Collocation - DS1 Cross-Connects			USL	PE1JG	1.28	39.15	23.20							
	Adjacent Collocation - DS3 Cross-Connects			UE3	PE1JH	17.35	38.25	21.94							
	Adjacent Collocation - 2-Fiber Cross-Connect			CLOAC	PE1JJ	2.94	38.25	21.94							
	Adjacent Collocation - 4-Fiber Cross-Connect			CLOAC	PE1JK	5.62	43.96	26.17							
	Adjacent Collocation - Application Fee			CLOAC	PE1JB		2,266.00		0.5842						
	Adjacent Collocation - 120V, Single Phase Standby Power Rate per AC Breaker Amp			CLOAC	PE1JL	5.50									

Pricing Schedule - North Carolina															
CATEGORY	RATE ELEMENTS	Interim	Zone	BCS	USOC	RATES(\$)				Svc Order Submitted Elec per LSR	Svc Order Submitted Manually per LSR	Incremental Charge - Manual Svc Order vs. Electronic-1st	Incremental Charge - Manual Svc Order vs. Electronic-Add'l	Incremental Charge - Manual Svc Order vs. Electronic-Disc 1st	Incremental Charge - Manual Svc Order vs. Electronic-Disc Add'l
						Rec	Nonrecurring		Nonrecurring Disconnect			OSS Rates(\$)			
							First	Add'l	First	Add'l	SOMECSOMAN	SOMAN	SOMAN	SOMAN	SOMAN
	Adjacent Collocation - 240V, Single Phase Standby Power Rate per AC Breaker Amp			CLOAC	PE1JM	11.01									
	Adjacent Collocation - 120V, Three Phase Standby Power Rate per AC Breaker Amp			CLOAC	PE1JN	16.51									
	Adjacent Collocation - 277V, Three Phase Standby Power Rate per AC Breaker Amp			CLOAC	PE1JO	38.12									
Note: Rates displaying an "I" in Interim column are interim as a result of a Commission order.															
DIRECTORY DELIVERY															
	Each subscriber will receive one (1) copy per primary End User listing of AT&T White Pages directory in the same manner and at the same time that they are delivered to AT&T's subscribers during the annual delivery of newly published directories.														
BRANDING - DIRECTORY ASSISTANCE															
Facility Based CLEC															
	Recording and Provisioning of DA Custom Branded Announcement			AMT	CBADA		3,000.00	3,000.00							
	Loading of Custom Branded Announcement per Switch per OCN			AMT	CBADC		1,170.00	1,170.00							
Wholesale CLEC															
	Recording of DA Custom Branded Announcement						3,000.00	3,000.00							
	Loading of DA Custom Branded Announcement per Switch per OCN						1,170.00	1,170.00							
Unbranding via OLNS for Wholesale CLEC															
	Loading of DA per OCN (1 OCN per Order)						420.00	420.00							
	Loading of DA per Switch per OCN						16.00	16.00							
DIRECTORY ASSISTANCE SERVICES															
DIRECTORY ASSISTANCE ACCESS SERVICE															
	Directory Assistance Access Service Calls, Charge Per Call					0.31									
DIRECTORY ASSISTANCE CALL COMPLETION ACCESS SERVICE (DACC)															
	Directory Assistance Call Completion Access Service (DACC), Per Call Attempt					0.10									
	Directory Assistance - Rate Reference Initial Load						5,000.00								
	Directory Assistance - Rate Reference Subsequent Load							1,500.00							
Directory Assistance Database Service (DADS)															
	Directory Assistance Database Service (DADS)-Initial Load, per listing						0.04								
	Directory Assistance Database Service (DADS)-Update, per listing						0.04								
	Directory Assistance Database Service (DADS)-Monthly Recurring Fee					150.00									
BRANDING - OPERATOR CALL PROCESSING															
Facility based CLEC															
	Recording of Custom Branded OA Announcement			AMT	CBAOS		7,000.00	7,000.00							
	Loading of Custom Branded OA Announcement per shelf/NAV per OCN			AMT	CBAOL		500.00	500.00							
Wholesale CLEC															
	Recording of Custom Branded OA Announcement						7,000.00	7,000.00							
	Loading of Custom Branded OA Announcement per shelf/NAV per OCN						500.00	500.00							
	Loading of OA Custom Branded Announcement per Switch per OCN						1,170.00	1,170.00							
Unbranding via OLNS for Wholesale CLEC															
	Loading of OA per OCN (Regional)						1,200.00	1,200.00							
INWARD OPERATOR SERVICES															
	Inward Operator Services - Verification, Per Minute					1.15									
	Inward Operator Services - Verification and Emergency Interrupt - Per Minute					1.15									
OPERATOR CALL PROCESSING															

Pricing Schedule - North Carolina																
CATEGORY	RATE ELEMENTS					Interim	Zone	BCS	USOC	RATES(\$)	Svc Order Submitted Elec per LSR	Svc Order Submitted Manually per LSR	Incremental Charge - Manual Svc Order vs. Electronic-1st	Incremental Charge - Manual Svc Order vs. Electronic-Add'l	Incremental Charge - Manual Svc Order vs. Electronic-Disc 1st	Incremental Charge - Manual Svc Order vs. Electronic-Disc Add'l
	</															

Pricing Schedule - South Carolina															
CATEGORY	RATE ELEMENTS	Interim	Zone	BCS	USOC	RATES(\$)				Svc Order Submitted Elec per LSR	Svc Order Submitted Manually per LSR	Incremental Charge - Manual Svc Order vs. Electronic-1st	Incremental Charge - Manual Svc Order vs. Electronic-Add'l	Incremental Charge - Manual Svc Order vs. Electronic-Disc 1st	Incremental Charge - Manual Svc Order vs. Electronic-Disc Add'l
						Rec	Nonrecurring First	Nonrecurring Add'l	Nonrecurring Disconnect First	Nonrecurring Disconnect Add'l	SOMEc	SOMAN	SOMAN	SOMAN	SOMAN
RESALE APPLICABLE DISCOUNTS															
	Residence %					14.80									
	Business %					14.80									
	CSAs %					8.98									
OPERATIONS SUPPORT SYSTEMS (OSS) - "REGIONAL RATES"															
	NOTE: (1) CLEC should contact its contract negotiator if it prefers the "state specific" OSS charges as ordered by the State Commissions. The OSS charges currently contained in this rate exhibit are the AT&T "regional" service ordering charges. CLEC may elect either the state specific Commission ordered rates for the service ordering charges, or CLEC may elect the regional service ordering charge, however, CLEC can not obtain a mixture of the two regardless if CLEC has a interconnection contract established in each of the 9 states.														
	OSS - Electronic Service Order Charge, Per Local Service Request (LSR) - Resale Only				SOMEc		3.50	0.00	3.50	0.00					
	OSS - Manual Service Order Charge, Per Local Service Request (LSR) - Resale Only				SOMAN		19.99	0.00	19.99	0.00					
ODUF/EODUF SERVICES															
	OPTIONAL DAILY USAGE FILE (ODUF)														
	ODUF: Recording, per message					0.0000216									
	ODUF: Message Processing, per message					0.004704									
	ODUF: Message Processing, per Magnetic Tape provisioned					48.87									
	ODUF: Data Transmission (CONNECT:DIRECT), per message					0.00010863									
	ENHANCED OPTIONAL DAILY USAGE FILE (EODUF)														
	EODUF: Message Processing, per message					0.258301									
SELECTIVE CALL ROUTING USING LINE CLASS CODES (SCR-LCC)															
	Selective Routing Per Unique Line Class Code Per Request Per Switch						84.89	84.89	14.14	14.14					
DIRECTORY ASSISTANCE CUSTOM BRANDING ANNOUNCEMENT via OLNS SOFTWARE															
	Recording of DA Custom Branded Announcement						3,000.00	3,000.00							
	Loading of DA Custom Branded Announcement per Switch per OCN						1,170.00	1,170.00							
DIRECTORY ASSISTANCE UNBRANDING via OLNS SOFTWARE															
	Loading of DA per OCN (1 OCN per Order)						420.00	420.00							
	Loading of DA per Switch per OCN						16.00	16.00							
OPERATOR ASSISTANCE CUSTOM BRANDING ANNOUNCEMENT via OLNS SOFTWARE															
	Recording of Custom Branded OA Announcement						7,000.00	7,000.00							
	Loading of Custom Branded OA Announcement per shelf/NAV per OCN						500.00	500.00							
	Loading of OA Custom Branded Announcement per Switch per OCN						1,170.00	1,170.00							
OPERATOR ASSISTANCE UNBRANDING via OLNS SOFTWARE															
	Loading of OA per OCN (Regional)						1,200.00	1,200.00							
The "Zone" shown in the sections for stand-alone loops or loops as part of a combination refers to Geographically Deaveraged UNE Zones. To view Geographically Deaveraged UNE Zone Designations by Central Office, refer to internet Website: http://w.wholesale.att.com/															
OPERATIONS SUPPORT SYSTEMS (OSS) - "REGIONAL RATES"															
	NOTE: (1) CLEC should contact its contract negotiator if it prefers the "state specific" OSS charges as ordered by the State Commissions. The OSS charges currently contained in this rate exhibit are the AT&T "regional" service ordering charges. CLEC may elect either the state specific Commission ordered rates for the service ordering charges, or CLEC may elect the regional service ordering charge, however, CLEC can not obtain a mixture of the two regardless if CLEC has a interconnection contract established in each of the 9 states.														
	NOTE: (2) Any element that can be ordered electronically will be billed according to the SOMEc rate listed in this category. Please refer to AT&T's Local Ordering Handbook (LOH) to determine if a product can be ordered electronically. For those elements that cannot be ordered electronically at present per the LOH, the listed SOMEc rate in this category reflects the charge that would be billed to a CLEC once electronic ordering capabilities come on-line for that element. Otherwise, the manual ordering charge, SOMAN, will be applied to a CLECs bill when it submits an LSR to AT&T.														
	OSS - Electronic Service Order Charge, Per Local Service Request (LSR) - UNE Only				SOMEc		3.50	0.00	3.50	0.00					
	OSS - Manual Service Order Charge, Per Local Service Request (LSR) - UNE Only				SOMAN		15.69	0.00	1.97	0.00					
UNE SERVICE DATE ADVANCEMENT CHARGE															
NOTE: The Expedite charge will be maintained commensurate with BellSouth's FCC No.1 Tariff, Section 5 as applicable.															

Pricing Schedule - South Carolina															
CATEGORY	RATE ELEMENTS	Interim	Zone	BCS	USOC	RATES(\$)				Svc Order Submitted Elec per LSR	Svc Order Submitted Manually per LSR	Incremental Charge - Manual Svc Order vs. Electronic-1st	Incremental Charge - Manual Svc Order vs. Electronic-Add'l	Incremental Charge - Manual Svc Order vs. Electronic-Disc 1st	Incremental Charge - Manual Svc Order vs. Electronic-Disc Add'l
						Rec	Nonrecurring		Nonrecurring Disconnect				OSS Rates(\$)		
							First	Add'l	First	Add'l	SOMECE	SOMAN	SOMAN	SOMAN	SOMAN
	UAE, UEANL, UCL, UEF, UDF, UEQ, UDL, UENTW, UDN, UEA, UHL, ULC, USL, U1T12, U1T48, U1TD1, U1TD3, U1TDX, U1TO3, U1TS1, U1TVX, UC1BC, UC1BL, UC1CC, UC1CL, UC1DC, UC1DL, UC1EC, UC1EL, UC1FC, UC1FL, UC1GC, UC1GL, UC1HC, UC1HL, UDL12, UDL48, UDL03, UDL5X, UE3, ULD12, ULD48, ULDD1, ULDD3, ULDDX, ULDO3, ULDS1, ULDVX, UNC1X, UNC3X, UNCDX, UNCNX, UNCSX, UNCVX, UNLD1, UNLD3, UXTD1, UXTD3, UXTS1, U1TUC, U1TUD, U1TUB, U1TUA, NTCVG, NTCUD, NTCD1				SDASP		200.00								
ORDER MODIFICATION CHARGE															
	Order Modification Charge (OMC)						26.21	0.00	0.00	0.00					
	Order Modification Additional Dispatch Charge (OMCAD)						150.00	0.00	0.00	0.00					
UNBUNDLED EXCHANGE ACCESS LOOP															
2-WIRE ANALOG VOICE GRADE LOOP															
	2-Wire Analog Voice Grade Loop - Service Level 1- Zone 1		1	UEANL	UEAL2	14.94	37.92	17.62	23.56	5.32					
	2-Wire Analog Voice Grade Loop - Service Level 1- Zone 2		2	UEANL	UEAL2	21.39	37.92	17.62	23.56	5.32					
	2-Wire Analog Voice Grade Loop - Service Level 1- Zone 3		3	UEANL	UEAL2	26.72	37.92	17.62	23.56	5.32					
	2-Wire Analog Voice Grade Loop - Service Level 1- Zone 1		1	UEANL	UEASL	14.94	37.92	17.62	23.56	5.32					
	2-Wire Analog Voice Grade Loop - Service Level 1- Zone 2		2	UEANL	UEASL	21.39	37.92	17.62	23.56	5.32					
	2-Wire Analog Voice Grade Loop - Service Level 1- Zone 3		3	UEANL	UEASL	26.72	37.92	17.62	23.56	5.32					
	Manual Order Coordination for UVL-SL1s (per loop)			UEANL	UEAMC		8.17	8.17							
	Order Coordination for Specified Conversion Time for UVL-SL1 (per LSR)			UEANL	OCOSL		18.13	18.13							
	Bulk Migration, per 2 Wire Voice Loop-SL1			UEANL	UREPN		37.92	17.62	23.56	5.32					
	Bulk Migration Order Coordination, per 2 Wire Voice Loop-SL1			UEANL	UREPM		8.17	8.17							
2-WIRE UNBUNDLED COPPER LOOP															
	2-Wire Unbundled Copper Loop - Non-Designed Zone 1		1	UEQ	UEQ2X	12.94	36.40	16.10	22.66	4.42					
	2 Wire Unbundled Copper Loop - Non-Designed - Zone 2		2	UEQ	UEQ2X	14.51	36.40	16.10	22.66	4.42					
	2 Wire Unbundled Copper Loop - Non-Designed - Zone 3		3	UEQ	UEQ2X	15.02	36.40	16.10	22.66	4.42					
	Manual Order Coordination 2 Wire Unbundled Copper Loop - Non-Designed (per loop)			UEQ	USBMC		8.17	8.17							
	Bulk Migration, per 2 Wire UCL-ND			UEQ	UREPN		36.40	16.10	22.66	4.42					
	Bulk Migration Order Coordination, per 2 Wire UCL-ND			UEQ	UREPM		8.17	8.17							
UNBUNDLED EXCHANGE ACCESS LOOP															
2-WIRE ANALOG VOICE GRADE LOOP															
	Switch-As-Is Conversion rate per UNE Loop, Single LSR, (per DS0)			UEA	URES		24.88	3.51							
	Switch-As-Is Conversion rate per UNE Loop, Spreadsheet, (per DS0)			UEA	URES		26.37	4.99							
	Bulk Migration, per 2 Wire Voice Loop-SL2			UEA	UREPN		105.98	68.43							
	Bulk Migration Order Coordination, per 2 Wire Voice Loop-SL2			UEA	UREPM		0.00	0.00							
4-WIRE ANALOG VOICE GRADE LOOP															

Pricing Schedule - South Carolina																
CATEGORY	RATE ELEMENTS	Interim	Zone	BCS	USOC	RATES(\$)					Svc Order Submitted Elec per LSR	Svc Order Submitted Manually per LSR	Incremental Charge - Manual Svc Order vs. Electronic-1st	Incremental Charge - Manual Svc Order vs. Electronic-Add'l	Incremental Charge - Manual Svc Order vs. Electronic-Disc 1st	Incremental Charge - Manual Svc Order vs. Electronic-Disc Add'l
						Rec	Nonrecurring		Nonrecurring Disconnect				OSS Rates(\$)			
							First	Add'l	First	Add'l	SOMECE	SOMAN	SOMAN	SOMAN	SOMAN	SOMAN
	4-Wire Analog Voice Grade Loop - Zone 1		1	UEA	UEAL4	32.59	132.38	94.83	59.35	14.61						
	4-Wire Analog Voice Grade Loop - Zone 2		2	UEA	UEAL4	43.89	132.38	94.83	59.35	14.61						
	4-Wire Analog Voice Grade Loop - Zone 3		3	UEA	UEAL4	43.38	132.38	94.83	59.35	14.61						
	Switch-As-Is Conversion rate per UNE Loop, Single LSR, (per DS0)			UEA	URES		24.88	3.51								
	Switch-As-Is Conversion rate per UNE Loop, Spreadsheet, (per DS0)			UEA	URES		26.37	4.99								
2-WIRE ISDN DIGITAL GRADE LOOP																
	2-Wire ISDN Digital Grade Loop - Zone 1		1	UDN	U1L2X	25.21	117.58	80.03	53.05	10.61						
	2-Wire ISDN Digital Grade Loop - Zone 2		2	UDN	U1L2X	32.76	117.58	80.03	53.05	10.61						
	2-Wire ISDN Digital Grade Loop - Zone 3		3	UDN	U1L2X	37.70	117.58	80.03	53.05	10.61						
2-WIRE ASYMMETRICAL DIGITAL SUBSCRIBER LINE (ADSL) COMPATIBLE LOOP																
	2 Wire Unbundled ADSL Loop including manual service inquiry & facility reservation - Zone 1		1	UAL	UAL2X	12.19	120.84	70.56	50.37	7.93						
	2 Wire Unbundled ADSL Loop including manual service inquiry & facility reservation - Zone 2		2	UAL	UAL2X	13.71	120.84	70.56	50.37	7.93						
	2 Wire Unbundled ADSL Loop including manual service inquiry & facility reservation - Zone 3		3	UAL	UAL2X	14.14	120.84	70.56	50.37	7.93						
	2 Wire Unbundled ADSL Loop without manual service inquiry & facility reservation - Zone 1		1	UAL	UAL2W	12.19	95.81	57.82	50.37	7.93						
	2 Wire Unbundled ADSL Loop without manual service inquiry & facility reservation - Zone 2		2	UAL	UAL2W	13.71	95.81	57.82	50.37	7.93						
	2 Wire Unbundled ADSL Loop without manual service inquiry & facility reservation - Zone 3		3	UAL	UAL2W	14.14	95.81	57.82	50.37	7.93						
2-WIRE HIGH BIT RATE DIGITAL SUBSCRIBER LINE (HDSL) COMPATIBLE LOOP																
	2 Wire Unbundled HDSL Loop including manual service inquiry & facility reservation - Zone 1		1	UHL	UHL2X	9.58	129.52	79.24	50.37	7.93						
	2 Wire Unbundled HDSL Loop including manual service inquiry & facility reservation - Zone 2		2	UHL	UHL2X	10.92	129.52	79.24	50.37	7.93						
	2 Wire Unbundled HDSL Loop including manual service inquiry & facility reservation - Zone 3		3	UHL	UHL2X	11.40	129.52	79.24	50.37	7.93						
	2 Wire Unbundled HDSL Loop without manual service inquiry and facility reservation - Zone 1		1	UHL	UHL2W	9.58	104.49	66.50	50.37	7.93						
	2 Wire Unbundled HDSL Loop without manual service inquiry and facility reservation - Zone 2		2	UHL	UHL2W	10.92	104.49	66.50	50.37	7.93						
	2 Wire Unbundled HDSL Loop without manual service inquiry and facility reservation - Zone 3		3	UHL	UHL2W	11.40	104.49	66.50	50.37	7.93						
4-WIRE HIGH BIT RATE DIGITAL SUBSCRIBER LINE (HDSL) COMPATIBLE LOOP																
	4 Wire Unbundled HDSL Loop including manual service inquiry and facility reservation - Zone 1		1	UHL	UHL4X	16.02	158.18	107.89	55.12	10.38						
	4-Wire Unbundled HDSL Loop including manual service inquiry and facility reservation - Zone 2		2	UHL	UHL4X	14.33	158.18	107.89	55.12	10.38						
	4-Wire Unbundled HDSL Loop including manual service inquiry and facility reservation - Zone 3		3	UHL	UHL4X	16.84	158.18	107.89	55.12	10.38						
	4-Wire Unbundled HDSL Loop without manual service inquiry and facility reservation - Zone 1		1	UHL	UHL4W	16.02	133.14	95.16	55.12	10.38						
	4-Wire Unbundled HDSL Loop without manual service inquiry and facility reservation - Zone 2		2	UHL	UHL4W	14.33	133.14	95.16	55.12	10.38						
	4-Wire Unbundled HDSL Loop without manual service inquiry and facility reservation - Zone 3		3	UHL	UHL4W	16.84	133.14	95.16	55.12	10.38						
4-WIRE DS1 DIGITAL LOOP																
	4-Wire DS1 Digital Loop - Zone 1		1	USL	USLXX	79.51	253.03	157.89	44.80	11.73						
	4-Wire DS1 Digital Loop - Zone 2		2	USL	USLXX	136.00	253.03	157.89	44.80	11.73						
	4-Wire DS1 Digital Loop - Zone 3		3	USL	USLXX	229.15	253.03	157.89	44.80	11.73						
	Switch-As-Is Conversion rate per UNE Loop, Single LSR, (per DS1)			USL	URES		24.88	3.51								
	Switch-As-Is Conversion rate per UNE Loop, Spreadsheet, (per DS1)			USL	URES		26.37	4.99								
2-WIRE Unbundled COPPER LOOP																
	2-Wire Unbundled Copper Loop-Designed including manual service inquiry & facility reservation - Zone 1		1	UCL	UCLPB	12.19	119.91	69.62	50.37	7.93						
	2-Wire Unbundled Copper Loop-Designed including manual service inquiry & facility reservation - Zone 2		2	UCL	UCLPB	13.71	119.91	69.62	50.37	7.93						

Pricing Schedule - South Carolina																
CATEGORY	RATE ELEMENTS	Interim	Zone	BCS	USOC	RATES(\$)					Svc Order Submitted Elec per LSR	Svc Order Submitted Manually per LSR	Incremental Charge - Manual Svc Order vs. Electronic-1st	Incremental Charge - Manual Svc Order vs. Electronic-Add'l	Incremental Charge - Manual Svc Order vs. Electronic-Disc 1st	Incremental Charge - Manual Svc Order vs. Electronic-Disc Add'l
						Rec	Nonrecurring		Nonrecurring Disconnect		OSS Rates(\$)					
							First	Add'l	First	Add'l	SOMECE	SOMAN	SOMAN	SOMAN	SOMAN	SOMAN
	2 Wire Unbundled Copper Loop-Designed including manual service inquiry & facility reservation - Zone 3		3	UCL	UCLPB	14.14	119.91	69.62	50.37	7.93						
	2-Wire Unbundled Copper Loop-Designed without manual service inquiry and facility reservation - Zone 1		1	UCL	UCLPW	12.19	94.87	56.89	50.37	7.93						
	2-Wire Unbundled Copper Loop-Designed without manual service inquiry and facility reservation - Zone 2		2	UCL	UCLPW	13.71	94.87	56.89	50.37	7.93						
	2-Wire Unbundled Copper Loop-Designed without manual service inquiry and facility reservation - Zone 3		3	UCL	UCLPW	14.14	94.87	56.89	50.37	7.93						
	Order Coordination for Unbundled Copper Loops (per loop)			UCL	UCLMC		8.17	8.17								
4-WIRE COPPER LOOP																
	4-Wire Copper Loop-Designed including manual service inquiry and facility reservation - Zone 1		1	UCL	UCL4S	19.64	144.17	93.88	55.12	10.38						
	4-Wire Copper Loop-Designed including manual service inquiry and facility reservation - Zone 2		2	UCL	UCL4S	20.90	144.17	93.88	55.12	10.38						
	4-Wire Copper Loop-Designed including manual service inquiry and facility reservation - Zone 3		3	UCL	UCL4S	19.34	144.17	93.88	55.12	10.38						
	4-Wire Copper Loop-Designed without manual service inquiry and facility reservation - Zone 1		1	UCL	UCL4W	19.64	119.13	81.15	55.12	10.38						
	4-Wire Copper Loop-Designed without manual service inquiry and facility reservation - Zone 2		2	UCL	UCL4W	20.90	119.13	81.15	55.12	10.38						
	4-Wire Copper Loop-Designed without manual service inquiry and facility reservation - Zone 3		3	UCL	UCL4W	19.34	119.13	81.15	55.12	10.38						
	Order Coordination for Unbundled Copper Loops (per loop)			UCL	UCLMC		8.17	8.17								
	Order Coordination for Specified Conversion Time (per LSR)			UEA, UDN, UAL, UHL, UDL, USL	OCOSL		18.13									
UNE LOOP COMMINGLING																
2-WIRE ANALOG VOICE GRADE LOOP - COMMINGLING																
	2-Wire Analog Voice Grade Loop - Service Level 2 w/Loop or Ground Start Signaling - Zone 1		1	NTCVG	UEAL2	16.68	105.98	68.43	53.05	10.61						
	2-Wire Analog Voice Grade Loop - Service Level 2 w/Loop or Ground Start Signaling - Zone 2		2	NTCVG	UEAL2	23.13	105.98	68.43	53.05	10.61						
	2-Wire Analog Voice Grade Loop - Service Level 2 w/Loop or Ground Start Signaling - Zone 3		3	NTCVG	UEAL2	28.46	105.98	68.43	53.05	10.61						
	2-Wire Analog Voice Grade Loop - Service Level 2 w/Reverse Battery Signaling - Zone 1		1	NTCVG	UEAR2	16.68	105.98	68.43	53.05	10.61						
	2-Wire Analog Voice Grade Loop - Service Level 2 w/Reverse Battery Signaling - Zone 2		2	NTCVG	UEAR2	23.13	105.98	68.43	53.05	10.61						
	2-Wire Analog Voice Grade Loop - Service Level 2 w/Reverse Battery Signaling - Zone 3		3	NTCVG	UEAR2	28.46	105.98	68.43	53.05	10.61						
	Switch-As-Is Conversion rate per UNE Loop, Single LSR, (per DS0)			NTCVG	URES		24.88	3.51								
	Switch-As-Is Conversion rate per UNE Loop, Spreadsheet, (per DS0)			NTCVG	URES		26.37	4.99								
	Loop Tagging - Service Level 2 (SL2)			NTCVG	URE		11.24	1.10								
4-WIRE ANALOG VOICE GRADE LOOP																
	4-Wire Analog Voice Grade Loop - Zone 1		1	NTCVG	UEAL4	32.59	132.38	94.83	59.35	14.61						
	4-Wire Analog Voice Grade Loop - Zone 2		2	NTCVG	UEAL4	43.89	132.38	94.83	59.35	14.61						
	4-Wire Analog Voice Grade Loop - Zone 3		3	NTCVG	UEAL4	43.38	132.38	94.83	59.35	14.61						
	Switch-As-Is Conversion rate per UNE Loop, Single LSR, (per DS0)			NTCVG	URES		24.88	3.51								
	Switch-As-Is Conversion rate per UNE Loop, Spreadsheet, (per DS0)			NTCVG	URES		26.37	4.99								
4-WIRE DS1 DIGITAL LOOP - COMMINGLING																
	4-Wire DS1 Digital Loop - Zone 1		1	NTCD1	USLXX	79.51	253.03	157.89	44.80	11.73						
	4-Wire DS1 Digital Loop - Zone 2		2	NTCD1	USLXX	136.00	253.03	157.89	44.80	11.73						
	4-Wire DS1 Digital Loop - Zone 3		3	NTCD1	USLXX	229.15	253.03	157.89	44.80	11.73						
	Switch-As-Is Conversion rate per UNE Loop, Single LSR, (per DS1)			NTCD1	URES		24.88	3.51								
	Switch-As-Is Conversion rate per UNE Loop, Spreadsheet, (per DS1)			NTCD1	URES		26.37	4.99								
4-WIRE 19.2, 56 OR 64 KBPS DIGITAL GRADE LOOP																
	4 Wire Unbundled Digital Loop 2.4 Kbps - Zone 1		1	NTCUD	UDL2X	29.93	126.66	89.12	59.35	14.61						
	4 Wire Unbundled Digital Loop 2.4 Kbps - Zone 2		2	NTCUD	UDL2X	33.99	126.66	89.12	59.35	14.61						
	4 Wire Unbundled Digital Loop 2.4 Kbps - Zone3		3	NTCUD	UDL2X	34.74	126.66	89.12	59.35	14.61						

Pricing Schedule - South Carolina

CATEGORY	RATE ELEMENTS	Interim	Zone	BCS	USOC	RATES(\$)	Svc Order Submitted Elec per LSR	Svc Order Submitted Manually per LSR	Incremental Charge - Manual Svc Order vs. Electronic-1st	Incremental Charge - Manual Svc Order vs. Electronic-Add'l	Incremental Charge - Manual Svc Order vs. Electronic-Disc 1st	Incremental Charge - Manual Svc Order vs. Electronic-Disc Add'l					
						Rec	Nonrecurring		Nonrecurring Disconnect		OSS Rates(\$)						
							First	Add'l	First	Add'l	SOMECS	SOMAN	SOMAN	SOMAN	SOMAN	SOMAN	
	4 Wire Unbundled Digital Loop 4.8 Kbps -Zone 1		1	NTCUD	UDL4X	29.93	126.66	89.12	59.35	14.61							
	4 Wire Unbundled Digital Loop 4.8 Kbps - Zone 2		2	NTCUD	UDL4X	33.99	126.66	89.12	59.35	14.61							
	4 Wire Unbundled Digital Loop 4.8 Kbps - Zone 3		3	NTCUD	UDL4X	34.74	126.66	89.12	59.35	14.61							
	4 Wire Unbundled Digital Loop 9.6 Kbps - Zone 1		1	NTCUD	UDL9X	29.93	126.66	89.12	59.35	14.61							
	5 Wire Unbundled Digital Loop 9.6 Kbps - Zone 2		2	NTCUD	UDL9X	33.99	126.66	89.12	59.35	14.61							
	6 Wire Unbundled Digital Loop 9.6 Kbps - Zone 3		3	NTCUD	UDL9X	34.74	126.66	89.12	59.35	14.61							
	4 Wire Unbundled Digital 19.2 Kbps - Zone 1		1	NTCUD	UDL19	29.93	126.66	89.12	59.35	14.61							
	4 Wire Unbundled Digital 19.2 Kbps - Zone 2		2	NTCUD	UDL19	33.99	126.66	89.12	59.35	14.61							
	4 Wire Unbundled Digital 19.2 Kbps - Zone 3		3	NTCUD	UDL19	34.74	126.66	89.12	59.35	14.61							
	4 Wire Unbundled Digital Loop 56 Kbps - Zone 1		1	NTCUD	UDL56	29.93	126.66	89.12	59.35	14.61							
	4 Wire Unbundled Digital Loop 56 Kbps - Zone 2		2	NTCUD	UDL56	33.99	126.66	89.12	59.35	14.61							
	4 Wire Unbundled Digital Loop 56 Kbps - Zone 3		3	NTCUD	UDL56	34.74	126.66	89.12	59.35	14.61							
	4 Wire Unbundled Digital Loop 64 Kbps - Zone 1		1	NTCUD	UDL64	29.93	126.66	89.12	59.35	14.61							
	4 Wire Unbundled Digital Loop 64 Kbps - Zone 2		2	NTCUD	UDL64	33.99	126.66	89.12	59.35	14.61							
	4 Wire Unbundled Digital Loop 64 Kbps - Zone 3		3	NTCUD	UDL64	34.74	126.66	89.12	59.35	14.61							
	Switch-As-Is Conversion rate per UNE Loop, Single LSR, (per DS0)			NTCUD	URES		24.88	3.51									
	Switch-As-Is Conversion rate per UNE Loop, Spreadsheet, (per DS0)			NTCUD	URES		26.37	4.99									
	Order Coordination for Specified Conversion Time (per LSR)			NTCVG, NTCUD, NTCDD1	OCOSL		18.13										
MAINTENANCE OF SERVICE																	
				UDC, UEA, UDL, UDN, USL, UAL, UHL, UCL, NTCVG, NTCUD, NTCDD1, U1TD1, U1TD3, U1TDX, U1TS1, U1TVX, UDF, UDFCX, UDLSX, UE3, ULDD1, ULDD3, ULDDX, ULDS1, ULDVX, UNC1X, UNC3X, UNCDX, UNCSX, UNCVX, ULS	MVVBT		80.00	55.00									
	Maintenance of Service Charge, Basic Time, per half hour																
				UDC, UEA, UDL, UDN, USL, UAL, UHL, UCL, NTCVG, NTCUD, NTCDD1, U1TD1, U1TD3, U1TDX, U1TS1, U1TVX, UDF, UDFCX, UDLSX, UE3, ULDD1, ULDD3, ULDDX, ULDS1, ULDVX, UNC1X, UNC3X, UNCDX, UNCSX, UNCVX, ULS	MVVOT		90.00	65.00									
	Maintenance of Service Charge, Overtime, per half hour																
				UDC, UEA, UDL, UDN, USL, UAL, UHL, UCL, NTCVG, NTCUD, NTCDD1, U1TD1, U1TD3, U1TDX, U1TS1, U1TVX, UDF, UDFCX, UDLSX, UE3, ULDD1, ULDD3, ULDDX, ULDS1, ULDVX, UNC1X, UNC3X, UNCDX, UNCSX, UNCVX, ULS	MVVPT		100.00	75.00									
	Maintenance of Service Charge, Premium, per half hour																

Pricing Schedule - South Carolina															
CATEGORY	RATE ELEMENTS	Interim	Zone	BCS	USOC	RATES(\$)				Svc Order Submitted Elec per LSR	Svc Order Submitted Manually per LSR	Incremental Charge - Manual Svc Order vs. Electronic-1st	Incremental Charge - Manual Svc Order vs. Electronic-Add'l	Incremental Charge - Manual Svc Order vs. Electronic-Disc 1st	Incremental Charge - Manual Svc Order vs. Electronic-Disc Add'l
						Rec	Nonrecurring First	Nonrecurring Add'l	Nonrecurring Disconnect First	Nonrecurring Disconnect Add'l	SOMECE	SOMAN	SOMAN	SOMAN	SOMAN
LOOP MODIFICATION															
	Unbundled Loop Modification, Removal of Load Coils - 2 Wire pair less than or equal to 18k ft, per Unbundled Loop			UAL, UHL, UCL, UEQ, ULS, UEA, UEANL, UEPSR, UEPSB	ULM2L		32.46	32.46							
	Unbundled Loop Modification Removal of Load Coils - 4 Wire less than or equal to 18K ft, per Unbundled Loop			UHL, UCL, UEA	ULM4L		32.46	32.46							
	Unbundled Loop Modification Removal of Bridged Tap Removal, per unbundled loop			UAL, UHL, UCL, UEQ, ULS, UEA, UEANL, UEPSR, UEPSB	ULMBT		32.48	32.48							
SUB-LOOPS															
Sub-Loop Distribution															
	Order Coordination for Unbundled Sub-Loops, per sub-loop pair			UEANL	USBMC		8.17	8.17							
	Order Coordination for Unbundled Sub-Loops, per sub-loop pair			UEANL	USBMC		8.17	8.17							
	Order Coordination for Unbundled Sub-Loops, per sub-loop pair			UEANL	USBMC		8.17	8.17							
	Order Coordination for Unbundled Sub-Loops, per sub-loop pair			UEANL	USBMC		8.17	8.17							
	Order Coordination for Unbundled Sub-Loops, per sub-loop pair			UEF	USBMC		8.17	8.17							
	Order Coordination for Unbundled Sub-Loops, per sub-loop pair			UEF	USBMC		8.17	8.17							
Unbundled Sub-Loop Modification															
	Unbundled Sub-Loop Modification - 2-W Copper Dist Load Coil/Equip Removal per 2-W PR			UEF	ULM2X		176.17	5.11							
	Unbundled Sub-loop Modification - 4-W Copper Dist Load Coil/Equip Removal per 4-W PR			UEF	ULM4X		176.17	5.11							
	Unbundled Loop Modification, Removal of Bridge Tap, per unbundled loop			UEF	ULMBT		278.82	6.13							
Network Interface Device (NID)															
	Network Interface Device (NID) - 1-2 lines			UENTW	UND12		43.68	28.79							
	Network Interface Device (NID) - 1-6 lines			UENTW	UND16		64.42	49.53							
	Network Interface Device Cross Connect - 2 W			UENTW	UNDC2		5.92	5.92							
	Network Interface Device Cross Connect - 4W			UENTW	UNDC4		5.92	5.92							
UNE OTHER, PROVISIONING ONLY - NO RATE															
	Unbundled Contact Name, Provisioning Only - no rate			UAL, UCL, UDC, UDL, UDN, UEA, UHL, UEANL, UEF, UEQ, UENTW, NTCVG, NTCUD, NTCD1, USL	UNECN	0.00	0.00								
	Unbundled DS1 Loop - Superframe Format Option - no rate			USL, NTCD1	CCOSF		0.00								
	Unbundled DS1 Loop - Expanded Superframe Format option - no rate			USL, NTCD1	CCOEF		0.00								
	NID - Dispatch and Service Order for NID installation			UENTW	UNDBX	0.00	0.00								
LOOP MAKE-UP															
	Loop Makeup - Preordering Without Reservation, per working or spare facility queried (Manual).			UMK	UMKLW		24.04	24.04							
	Loop Makeup - Preordering With Reservation, per spare facility queried (Manual).			UMK	UMKLP		25.49	25.49							
	Loop Makeup--With or Without Reservation, per working or spare facility queried (Mechanized)			UMK	UMKMQ		0.34	0.34							
LINE SPLITTING															
END USER ORDERING-CENTRAL OFFICE BASED															
	Line Splitting - per line activation DLEC owned splitter			UEPSR UEPSB	UREOS	0.61									
	Line Splitting - per line activation AT&T owned - physical			UEPSR UEPSB	UREBP	0.61	37.09	21.24	20.07	9.85					
	Line Splitting - per line activation AT&T owned - virtual			UEPSR UEPSB	UREBV	0.61	37.09	21.24	20.07	9.85					
END USER ORDERING - REMOTE SITE LINE SPLITTING															
UNBUNDLED EXCHANGE ACCESS LOOP															
2-WIRE ANALOG VOICE GRADE LOOP															

Pricing Schedule - South Carolina																Svc Order Submitted Elec per LSR	Svc Order Submitted Manually per LSR	Incremental Charge - Manual Svc Order vs. Electronic-1st	Incremental Charge - Manual Svc Order vs. Electronic-Add'l	Incremental Charge - Manual Svc Order vs. Electronic-Disc 1st	Incremental Charge - Manual Svc Order vs. Electronic-Disc Add'l
CATEGORY	RATE ELEMENTS	Interim	Zone	BCS	USOC	RATES(\$)					SOME C	SOMAN	SOMAN	SOMAN	SOMAN	SOMAN					
						Rec	Nonrecurring		Nonrecurring Disconnect								OSS Rates(\$)				
							First	Add'l	First	Add'l											
	2 Wire Analog Voice Grade Loop-Service Level 1-Line Splitting- Zone 1		1	UEPSR UEPSB	UEALS	14.94	37.92	17.62	23.56	5.32											
	2 Wire Analog Voice Grade Loop-Service Level 1-Line Splitting- Zone 1		1	UEPSR UEPSB	UEABS	14.94	37.92	17.62	23.56	5.32											
	2 Wire Analog Voice Grade Loop- Service Level 1-Line Splitting- Zone 2		2	UEPSR UEPSB	UEALS	21.39	37.92	17.62	23.56	5.32											
	2 Wire Analog Voice Grade Loop- Service Level 1-Line Splitting- Zone 2		2	UEPSR UEPSB	UEABS	21.39	37.92	17.62	23.56	5.32											
	2 Wire Analog Voice Grade Loop-Service Level 1-Line Splitting- Zone 3		3	UEPSR UEPSB	UEALS	26.72	37.92	17.62	23.56	5.32											
	2 Wire Analog Voice Grade Loop-Service Level 1-Line Splitting- Zone 3		3	UEPSR UEPSB	UEABS	26.72	37.92	17.62	23.56	5.32											
PHYSICAL COLLOCATION																					
	Physical Collocation-2 Wire Cross Connects (Loop) for Line Splitting			UEPSR UEPSB	PE1LS	0.0341	12.32	11.83	6.04	5.45											
VIRTUAL COLLOCATION																					
	Virtual Collocation-2 Wire Cross Connects (Loop) for Line Splitting			UEPSR UEPSB	VE1LS	0.0317	12.32	11.83	6.04	5.45											
UNBUNDLED DEDICATED TRANSPORT																					
INTEROFFICE CHANNEL - DEDICATED TRANSPORT																					
	Interoffice Channel - DS1 - per mile			U1TD1	1L5XX	0.3415															
	Interoffice Channel - DS1 - Facility Termination			U1TD1	U1TF1	77.14	89.47	81.99	16.39	14.48											
	Interoffice Channel - DS3 - per mile			U1TD3	1L5XX	8.02															
	Interoffice Channel - DS3 - Facility Termination			U1TD3	U1TF3	880.65	279.37	163.12	60.33	58.59											
UNBUNDLED DARK FIBER																					
	Dark Fiber - Interoffice Transport, Per Four Fiber Strands, Per Route Mile Or Fraction Thereof			UDF	1L5DF	36.41															
	Dark Fiber - Interoffice Transport, Per Four Fiber Strands, Per Route Mile Or Fraction Thereof			UDF	UDF14		640.51	138.17	317.76	198.11											
HIGH CAPACITY UNBUNDLED LOCAL LOOP																					
DS3/UNBUNDLED LOCAL LOOP - Stand Alone																					
	DS3 Unbundled Local Loop - per mile			UE3	1L5ND	12.26															
	DS3 Unbundled Local Loop - Facility Termination			UE3	UE3PX	306.36	452.52	264.53	119.75	83.77											
ENHANCED EXTENDED LINK (EELs)																					
Network Elements Used in Combinations																					
	4-Wire Analog Voice Grade Loop in Combination - Zone 1		1	UNCVX	UEAL4	32.59	132.38	94.83	59.35	14.61											
	4-Wire Analog Voice Grade Loop in Combination - Zone 2		2	UNCVX	UEAL4	43.89	132.38	94.83	59.35	14.61											
	4-Wire Analog Voice Grade Loop in Combination - Zone 3		3	UNCVX	UEAL4	43.38	132.38	94.83	59.35	14.61											
	4-Wire DS1 Digital Loop in Combination - Zone 1		1	UNC1X	USLXX	79.51	253.03	157.89	44.80	11.73											
	4-Wire DS1 Digital Loop in Combination - Zone 2		2	UNC1X	USLXX	136.00	253.03	157.89	44.80	11.73											
	4-Wire DS1 Digital Loop in Combination - Zone 3		3	UNC1X	USLXX	229.15	253.03	157.89	44.80	11.73											
	DS3 Local Loop in combination - per mile			UNC3X	1L5ND	12.26															
	DS3 Local Loop in combination - Facility Termination			UNC3X	UE3PX	306.36	452.52	264.53	119.75	83.77											
	Interoffice Channel in combination - DS1 - per mile			UNC1X	1L5XX	0.3415															
	Interoffice Channel in combination - DS1 Facility Termination			UNC1X	U1TF1	77.14	89.47	81.99	16.39	14.48											
	Interoffice Channel in combination - DS3 - per mile			UNC3X	1L5XX	8.02															
	Interoffice Channel in combination - DS3 - Facility Termination			UNC3X	U1TF3	880.65	279.37	163.12	60.33	58.59											
ADDITIONAL NETWORK ELEMENTS																					
Optional Features & Functions:																					
	Clear Channel Capability Extended Frame Option - per DS1	I		U1TD1, UNC1X	CCOEF		0.00														
	Clear Channel Capability Super FrameOption - per DS1	I		U1TD1, UNC1X	CCOSF		0.00														
	Clear Channel Capability (SF/ESF) Option - Subsequent Activity - per DS1	I		U1TD1, UNC1X, USL	NRCCC		185.26	23.86	1.99	0.78											
	C-bit Parity Option - Subsequent Activity - per DS3	i		U1TD3, UE3, UNC3X	NRCC3		219.58	7.69	0.737	0.00											
	DS1/DS0 Channel System			UNC1X	MQ1	107.57	91.24	62.71	10.56	9.81											
	DS3/DS1Channel System			UNC3X	MQ3	144.02	178.54	94.18	33.33	31.90											
	Voice Grade COCI in combination			UNCVX	1D1VG	0.56	6.59	4.73													
	Voice Grade COCI - for 2W-SL2 & 4W Voice Grade Local Loop			UEA	1D1VG	0.56	6.59	4.73													
	DS1 COCI in combination			UNC1X	UC1D1	8.64	6.59	4.73													
	DS1 COCI - for Stand Alone Interoffice Channel			U1TD1	UC1D1	8.64	6.59	4.73													
	DS1 COCI - for DS1 Local Loop			USL, NTCDD1	UC1D1	8.64	6.59	4.73													

Pricing Schedule - South Carolina															
CATEGORY	RATE ELEMENTS	Interim	Zone	BCS	USOC	RATES(\$)				Svc Order Submitted Elec per LSR	Svc Order Submitted Manually per LSR	Incremental Charge - Manual Svc Order vs. Electronic-1st	Incremental Charge - Manual Svc Order vs. Electronic-Add'l	Incremental Charge - Manual Svc Order vs. Electronic-Disc 1st	Incremental Charge - Manual Svc Order vs. Electronic-Disc Add'l
						Rec	Nonrecurring First	Nonrecurring Add'l	Nonrecurring Disconnect First	Nonrecurring Disconnect Add'l	SOMECS	SOMAN	SOMAN	SOMAN	SOMAN
	Wholesale - UNE, Switch-As-Is Conversion Charge			UNCVX, UNC1X, UNC3X, XDH1X, HFQC6, XDD2X, XDV6X	UNCCC		5.61	5.61							
	Unbundled Misc Rate Element, SNE SAI, Single Network Element - Switch As Is Non-recurring Charge, per circuit (LSR)			U1TVX, U1TD3, UDF, UE3	URES		40.27	13.52							
	Unbundled Misc Rate Element, SNE SAI, Single Network Element - Switch As Is Non-recurring Charge, incremental charge per circuit on a spreadsheet			U1TVX, U1TD3, UDF, UE3	URESP		23.80	12.11							
Service Rearrangements															
	NRC - Order Coordination Specific Time - Dedicated Transport	I		UNC1X, UNC3X	OCOSR		18.90	18.90							
COMMINGLING															
	Commingling Authorization			UNCVX,UNC1X, UNC3X, U1TD3, UE3, U1TVX	CMGAU	0.00	0.00	0.00	0.00	0.00					
Commingled (UNE part of single bandwidth circuit)															
	Commingled VG COCI			XDV2X	1D1VG	0.56	6.59	4.73							
	Commingled 4-wire Local Loop Zone 1		1	XDV6X	UEAL4	32.59	132.38	94.83	59.35	14.61					
	Commingled 4-wire Local Loop Zone 2		2	XDV6X	UEAL4	43.89	132.38	94.83	59.35	14.61					
	Commingled 4-wire Local Loop Zone 3		3	XDV6X	UEAL4	43.38	132.38	94.83	59.35	14.61					
	Commingled DS1 COCI			XDH1X	UC1D1	8.64	6.59	4.73							
	Commingled DS1 Interoffice Channel			XDH1X	U1TF1	77.14	89.47	81.99	16.39	14.48					
	Commingled DS1 Interoffice Channel Mileage			XDH1X	1L5XX	0.3415									
	Commingled DS1/DS0 Channel System			XDH1X	MQ1	107.57	91.24	62.71	10.56	9.81					
	Commingled DS1 Local Loop Zone 1		1	XDH1X	USLXX	79.51	253.03	157.89	44.80	11.73					
	Commingled DS1 Local Loop Zone 2		2	XDH1X	USLXX	136.00	253.03	157.89	44.80	11.73					
	Commingled DS1 Local Loop Zone 3		3	XDH1X	USLXX	229.15	253.03	157.89	44.80	11.73					
	Commingled DS3 Local Loop			HFQC6	UE3PX	306.36	452.52	264.53	119.75	83.77					
	Commingled DS3/STS-4 Local Loop Mileage			HFQC6	1L5ND	12.26									
	Commingled DS3/DS1 Channel System			HFQC6	MQ3	144.02	178.54	94.18	33.33	31.90					
	Commingled DS3 Interoffice Channel			HFQC6	U1TF3	880.65	279.37	163.12	60.33	58.59					
	Commingled DS3 Interoffice Channel Mileage			HFQC6	1L5XX	8.02									
	UNE to Commingled Conversion Tracking			XDH1X, HFQC6	CMGUN	0.00	0.00	0.00	0.00	0.00					
	SPA to Commingled Conversion Tracking			XDH1X, HFQC6	CMGSP	0.00	0.00	0.00	0.00	0.00					
LNP Query Service															
	LNP Charge Per query					0.0008837									
	LNP Service Establishment Manual						25.09	25.09	23.07	23.07					
	LNP Service Provisioning with Point Code Establishment						594.82	303.88	269.53	198.18					
911 PBX LOCATE															
911 PBX LOCATE DATABASE CAPABILITY															
	Service Establishment per CLEC per End User Account			9PBDC	9PBEU		1,813.00								
	Changes to TN Range or Customer Profile			9PBDC	9PBTN		181.40								
	Per Telephone Number (Monthly)			9PBDC	9PBMM	0.07									
	Change Company (Service Provider) ID			9PBDC	9PBPC		532.48								
	PBX Locate Service Support per CLEC (Monthlt)			9PBDC	9PBMR	181.29									
	Service Order Charge			9PBDC	9PBSC		15.69								
911 PBX LOCATE TRANSPORT COMPONENT															
See Att 3															
Emergency Number Services															
911 trunk rates are included in the Facility cost via the General Subscriber Services Tariff (GSST) and the Switched Access Service Tariff.															
Note: Rates displaying an "I" in Interim column are interim as a result of a Commission order.															
LOCAL INTERCONNECTION (CALL TRANSPORT AND TERMINATION)															
ISP-BOUND TRAFFIC															
	ISP-Bound, per MOU					0.0007									
END OFFICE SWITCHING															
	End Office Switching Function, per MOU					0.0012655									
TANDEM SWITCHING															
	Tandem Switching Function Per MOU					0.000736									
	Multiple Tandem Switching, per MOU (applies to intial tandem only)					0.000736									
TRUNK CHARGE															

Pricing Schedule - South Carolina																Svc Order Submitted Elec per LSR	Svc Order Submitted Manually per LSR	Incremental Charge - Manual Svc Order vs. Electronic-1st	Incremental Charge - Manual Svc Order vs. Electronic-Add'l	Incremental Charge - Manual Svc Order vs. Electronic-Disc 1st	Incremental Charge - Manual Svc Order vs. Electronic-Disc Add'l
CATEGORY	RATE ELEMENTS					Interim	Zone	BCS	USOC	RATES(\$)											
										Rec	Nonrecurring		Nonrecurring Disconnect				OSS Rates(\$)				
											First	Add'l	First	Add'l	SOMECD	SOMAN	SOMAN	SOMAN	SOMAN	SOMAN	
								OHD	TPP6X		21.65	8.16									
								OHD	TPP9X		21.65	8.16									
								OHD	TDEOP	0.00											
								OH1 OH1MS	TDE1P	0.00											
								OHD	TDWOP	0.00											
								OH1 OH1MS	TDW1P	0.00											
** This rate element is recovered on a per MOU basis and is included in the End Office Switching and Tandem Switching, per MOU rate elements																					
COMMON TRANSPORT (Shared)																					
										0.0000045											
										0.0004095											
LOCAL INTERCONNECTION (DEDICATED TRANSPORT)																					
INTEROFFICE CHANNEL - DEDICATED TRANSPORT																					
								OHM	1L5NF	0.0167											
								OHM	1L5NF	24.30	40.63	27.47	16.77	6.91							
								OHM	1L5NK	0.0167											
								OHM	1L5NK	16.76	40.63	27.47	16.77	6.91							
								OHM	1L5NK	0.0167											
								OHM	1L5NK	16.76	40.63	27.47	16.77	6.91							
								OH1, OH1MS	1L5NL	0.3415											
								OH1, OH1MS	1L5NL	77.14	89.47	81.99	16.39	14.48							
								OH3, OH3MS	1L5NM	8.02											
								OH3, OH3MS	1L5NM	880.65	279.37	163.12	60.33	58.59							
LOCAL CHANNEL - DEDICATED TRANSPORT																					
								OHM	TEFV2	15.33	193.53	33.24	36.72	3.21							
								OHM	TEFV4	16.54	193.97	33.68	37.19	3.68							
								OH1	TEFHG	42.62	177.87	154.06	22.24	15.30							
								OH3	TEFHJ	446.00	452.52	264.53	119.75	83.77							
LOCAL INTERCONNECTION MID-SPAN MEET																					
								OH1MS	TEFHG	0.00	0.00										
								OH3MS	TEFHJ	0.00	0.00										
MULTIPLEXERS																					
								OH1, OH1MS	SATN1	107.57	91.24	62.71	10.56	9.81							
								OH3, OH3MS	SATNS	144.02	178.54	94.18	33.33	31.90							
								OH1, OH1MS	SATCO	8.64	6.59	4.73									
Notes: If no rate is identified in the contract, the rates, terms, and conditions for the specific service or function will be as set forth in applicable AT&T tariff.																					
PHYSICAL COLLOCATION																					
Application																					
								CLO	PE1BA		1,883.67		0.51								
								CLO	PE1CA		1,570.10		0.51								
								CLO	PE1DT		584.42										
								CLO	PE1BL		743.66										
								CLO	PE1KS		594.27		1.21								
								CLO	PE1KM		833.26		1.21								
								CLO	PE1K1		1,058.00		1.21								
								CLO	PE1KJ		2,409.00		1.21								
Space Preparation																					
								CLO	PE1PJ	3.95											
								CLO	PE1BX	197.69											
								CLO	PE1BW	219.19											

Pricing Schedule - South Carolina

CATEGORY	RATE ELEMENTS	Interim	Zone	BCS	USOC	RATES(\$)				Svc Order Submitted Elec per LSR	Svc Order Submitted Manually per LSR	Incremental Charge - Manual Svc Order vs. Electronic-1st	Incremental Charge - Manual Svc Order vs. Electronic-Add'l	Incremental Charge - Manual Svc Order vs. Electronic-Disc 1st	Incremental Charge - Manual Svc Order vs. Electronic-Disc Add'l
						Rec	Nonrecurring		Nonrecurring Disconnect		OSS Rates(\$)				
							First	Add'l	First	Add'l	SOMECE	SOMAN	SOMAN	SOMAN	SOMAN
	Physical Collocation - Space enclosure, welded wire, each additional 50 square feet			CLO	PE1CW	21.50									
	Physical Collocation - Space Preparation - C.O. Modification per square ft.			CLO	PE1SK	2.75									
	Physical Collocation - Space Preparation, Common Systems Modifications-Cageless, per square foot			CLO	PE1SL	3.24									
	Physical Collocation - Space Preparation - Common Systems Modifications-Caged, per cage			CLO	PE1SM	110.16									
	Physical Collocation - Space Preparation - Firm Order Processing			CLO	PE1SJ	602.05									
	Physical Collocation - Space Availability Report, per Central Office Requested			CLO	PE1SR	1,077.57									
Power															
	Physical Collocation - Power, -48V DC Power - per Fused Amp Requested			CLO	PE1PL	9.19									
	Physical Collocation - Power, 120V AC Power, Single Phase, per Breaker Amp			CLO	PE1FB	5.67									
	Physical Collocation - Power, 240V AC Power, Single Phase, per Breaker Amp			CLO	PE1FD	11.36									
	Physical Collocation - Power, 120V AC Power, Three Phase, per Breaker Amp			CLO	PE1FE	17.03									
	Physical Collocation - Power, 277V AC Power, Three Phase, per Breaker Amp			CLO	PE1FG	39.33									
Cross Connects (Cross Connects, Co-Carrier Cross Connects, and Ports)															
				UEANL,UEQ, UNCNX, UEA, UCL, UAL, UHL, UDN, UNCVX	PE1P2	0.0341	12.32	11.83	6.04	5.45					
	Physical Collocation - 2-wire cross-connect, loop, provisioning			UEA, UHL, UNCVX, UNCDX, UCL, UDL	PE1P4	0.0682	12.42	11.90	6.40	5.74					
				WDS1L, WDS1S, UXTD1, ULDD1, USLEL, UNLD1, U1TD1, UNC1X, UEPSR, UEPSB, UEPSL, UEPSP, USL, UEPEX, UEPDX	PE1P1	1.12	22.08	15.96	6.42	5.80					
	Physical Collocation -DS1 Cross-Connect for Physical Collocation, provisioning			UE3, U1TD3, UXTD3, UXTS1, UNC3X, UNCSX, ULDD3, U1TS1, ULDS1, UNLD3, UEPEX, UEPDX, UEPSR, UEPSB, UEPSL, UEPSP	PE1P3	14.21	20.94	15.23	7.39	5.93					
	Physical Collocation - DS3 Cross-Connect, provisioning			UE3, U1TD3, UXTD3, UXTS1, UNC3X, UNCSX, ULDD3, U1TS1, ULDS1, UNLD3, UEPEX, UEPDX, UEPSR, UEPSB, UEPSL, UEPSP	PE1P3	14.21	20.94	15.23	7.39	5.93					
				CLO, ULDO3, ULD12, ULD48, U1TO3, U1T12, U1T48, UDLO3, UDL12, UDF	PE1F2	2.82	20.94	15.23	7.40	5.93					
	Physical Collocation - 2-Fiber Cross-Connect			ULDO3, ULD12, ULD48, U1TO3, U1T12, U1T48, UDLO3, UDL12, UDF, UDFCX	PE1F2	2.82	20.94	15.23	7.40	5.93					
				ULDO3, ULD12, ULD48, U1TO3, U1T12, U1T48, UDLO3, UDL12, UDF, UDFCX	PE1F4	5.01	25.61	19.90	9.73	8.26					
	Physical Collocation - 4-Fiber Cross-Connect														
	Physical Collocation - Co-Carrier Cross Connects/Direct Connect - Fiber Cable Support Structure, per linear foot, per cable.			CLO	PE1ES	0.001									
	Physical Collocation - Co-Carrier Cross Connect/Direct Connect - Copper/Coax Cable Support Structure, per linear foot, per cable.			CLO	PE1DS	0.0015									

Pricing Schedule - South Carolina															
CATEGORY	RATE ELEMENTS	Interim	Zone	BCS	USOC	RATES(\$)				Svc Order Submitted Elec per LSR	Svc Order Submitted Manually per LSR	Incremental Charge - Manual Svc Order vs. Electronic-1st	Incremental Charge - Manual Svc Order vs. Electronic-Add'l	Incremental Charge - Manual Svc Order vs. Electronic-Disc 1st	Incremental Charge - Manual Svc Order vs. Electronic-Disc Add'l
						Rec	Nonrecurring		Nonrecurring Disconnect				OSS Rates(\$)		
							First	Add'l	First	Add'l	SOMECE	SOMAN	SOMAN	SOMAN	SOMAN
	Physical Collocation 2-Wire Cross Connect, Port			UEPSR, UEPS, UEPSB, UEPSX, UEPSB, UEPSX, UEPSB, UEPSX, UEPSB	PE1R2	0.0341	12.32	11.83	6.04	5.45		15.69			
	Physical Collocation 4-Wire Cross Connect, Port			UEPEX, UEPEX, UEPEX, UEPEX	PE1R4	0.0682	12.42	11.90	6.40	5.74		15.69			
Security															
	Physical Collocation - Security Escort for Basic Time - normally scheduled work, per half hour			CLO	PE1BT		16.96	10.75							
	Physical Collocation - Security Escort for Overtime - outside of normally scheduled working hours on a scheduled work day, per half hour			CLO	PE1OT		22.10	13.89							
	Physical Collocation - Security Escort for Premium Time - outside of scheduled work day, per half hour			CLO	PE1PT		27.23	17.02							
	Physical Collocation - Security Access System, Security System, per Central Office			CLO	PE1AX	74.72									
	Physical Collocation - Security Access System - New Card Activation, per Card Activation (First), per State			CLO	PE1A1	0.0601	27.85								
	Physical Collocation - Security Access System - Administrative Change, existing Access Card, per Request, per State, per Card			CLO	PE1AA		7.81								
	Physical Collocation - Security Access System - Replace Lost or Stolen Card, per Card			CLO	PE1AR		22.83								
	Physical Collocation - Security Access - Initial Key, per Key			CLO	PE1AK		13.13								
	Physical Collocation - Security Access - Key, Replace Lost or Stolen Key, per Key			CLO	PE1AL		13.13								
CFA															
	Physical Collocation - CFA Information Resend Request, per premises, per arrangement, per request			CLO	PE1C9		77.71								
Cable Records - Note: The rates in the First & Additional columns will actually be billed as "Initial I" and "Subsequent S" respectively															
	Physical Collocation - Cable Records, per request			CLO	PE1CR		I 760.98	S 489.20	133.29						
	Physical Collocation, Cable Records, VG/DS0 Cable, per cable record (maximum 3600 records)			CLO	PE1CD		327.65		189.54						
	Physical Collocation, Cable Records, VG/DS0 Cable, per each 100 pair			CLO	PE1CO		4.82		5.91						
	Physical Collocation, Cable Records, DS1, per T1 TIE			CLO	PE1C1		2.26		2.77						
	Physical Collocation, Cable Records, DS3, per T3 TIE			CLO	PE1C3		7.90		9.68						
	Physical Collocation - Cable Records, Fiber Cable, per cable record (maximum 99 records)			CLO	PE1CB		84.68		77.30						
	Physical Collocation, Cable Records, CAT5/RJ45			CLO	PE1C5		2.26		2.77						
Virtual to Physical															
	Physical Collocation - Virtual to Physical Collocation Relocation, per Voice Grade Circuit			CLO	PE1BV		33.00								
	Physical Collocation - Virtual to Physical Collocation Relocation, per DSO Circuit			CLO	PE1BO		33.00								
	Physical Collocation - Virtual to Physical Collocation Relocation, per DS1 Circuit			CLO	PE1B1		52.00								
	Physical Collocation - Virtual to Physical Collocation Relocation, per DS3 Circuit			CLO	PE1B3		52.00								
	Physical Collocation - Virtual to Physical Collocation In-Place, Per Voice Grade Circuit			CLO	PE1BR		22.43								
	Physical Collocation Virtual to Physical Collocation In-Place, Per DSO Circuit			CLO	PE1BP		22.43								
	Physical Collocation - Virtual to Physical Collocation In-Place, Per DS1 Circuit			CLO	PE1BS		32.61								
	Physical Collocation - Virtual to Physical Collocation In-Place, per DS3 Circuit			CLO	PE1BE		32.61								
Entrance Cable															
	Physical Collocation - Fiber Cable Installation, Pricing, non-recurring charge, per Entrance Cable			CLO	PE1BD		794.22		22.54						
	Physical Collocation - Fiber Cable Support Structure, per Entrance Cable			CLO	PE1PM	21.33									
	Physical Collocation - Fiber Entrance Cable Installation, per Fiber			CLO	PE1ED		3.87								
VIRTUAL COLLOCATION															
Application															

Pricing Schedule - South Carolina															
CATEGORY	RATE ELEMENTS	Interim	Zone	BCS	USOC	RATES(\$)				Svc Order Submitted Elec per LSR	Svc Order Submitted Manually per LSR	Incremental Charge - Manual Svc Order vs. Electronic-1st	Incremental Charge - Manual Svc Order vs. Electronic-Add'l	Incremental Charge - Manual Svc Order vs. Electronic-Disc 1st	Incremental Charge - Manual Svc Order vs. Electronic-Disc Add'l
						Rec	Nonrecurring		Nonrecurring Disconnect		OSS Rates(\$)				
							First	Add'l	First	Add'l	SOMECH	SOMAN	SOMAN	SOMAN	SOMAN
	Virtual Collocation - Application Fee			AMTFS	EAF		1,207.95		0.51						
	Virtual Collocation - Co-Carrier Cross Connects/Direct Connect, Application Fee, per application			AMTFS	VE1CA		584.42								
	Virtual Collocation Administrative Only - Application Fee			AMTFS	VE1AF		743.66								
Space Preparation															
	Virtual Collocation - Floor Space, per sq. ft.			AMTFS	ESPVX	3.95									
Power															
	Virtual Collocation - Power, per fused amp			AMTFS	ESPAX	9.19									
Cross Connects (Cross Connects, Co-Carrier Cross Connects, and Ports)															
	Virtual Collocation - 2-wire cross-connect, loop, provisioning			UEANL, UEA, UDN, UAL, UHL, UCL, UEQ, UNCVX, UNCDX, UNCNX	UEAC2	0.0317	12.32	11.83	6.04	5.45					
	Virtual Collocation - 4-wire cross-connect, loop, provisioning			UEA, UHL, UCL, UDL, UNCVX, UNCDX	UEAC4	0.0634	12.42	11.90	6.40	5.74					
	Virtual collocation - Special Access & UNE,cross-connect per DS1			ULR, UXTD1, UNC1X, ULDD1, U1TD1, USLEL, UNLD1, USL, UEPEX, UEPDX	CNC1X	1.12	22.08	15.96	6.42	5.80					
	Virtual collocation - Special Access & UNE, cross-connect per DS3			USL, UE3, U1TD3, UXTS1, UXTD3, UNC3X, UNCSX, ULDD3, U1TS1, ULDS1, UDLSX, UNLD3, XDEST	CND3X	14.21	20.94	15.23	7.39	5.93					
	Virtual Collocation - 2-Fiber Cross Connects			UDL12, UDLO3, U1T48, U1T12, U1TO3, ULDO3, ULD12, ULD48, UDF	CNC2F	2.86	20.94	15.23	7.40	5.93					
	Virtual Collocation - 4-Fiber Cross Connects			UDL12, UDLO3, U1T48, U1T12, U1TO3, ULDO3, ULD12, ULD48, UDF	CNC4F	5.71	25.61	19.90	9.73	8.26					
	Virtual Collocation - Co-Carrier Cross Connects/Direct Connect - Fiber Cable Support Structure, per linear foot, per cable			AMTFS	VE1CB	0.001									
	Virtual Collocation - Co-Carrier Cross Connects/Direct Connect - Copper/Coax Cable Support Structure, per linear foot, per cable			AMTFS	VE1CD	0.0015									
	Virtual Collocation 2-Wire Cross Connect, Port			UEPSX, UEPSB, UEPSE, UEPSP, UEPSR, UEP2C	VE1R2	0.0317	12.32	11.83	6.04	5.45					
	Virtual Collocation 4-Wire Cross Connect, Port			UEPDD, UEPEX	VE1R4	0.0634	12.42	11.90	6.40	5.74					
CFA															
	Virtual Collocation - CFA Information Resend Request, per Premises, per Arrangement, per request			AMTFS	VE1QR		77.71								
Cable Records - Note: The rates in the First & Additional columns will actually be billed as "Initial I" & "Subsequent S" respectively															
	Virtual Collocation Cable Records - per request			AMTFS	VE1BA		I 760.98	S 489.20	133.29						
	Virtual Collocation Cable Records - VG/DS0 Cable, per cable record			AMTFS	VE1BB		327.65		189.54						
	Virtual Collocation Cable Records - VG/DS0 Cable, per each 100 pair			AMTFS	VE1BC		4.82		5.91						
	Virtual Collocation Cable Records - DS1, per T1TIE			AMTFS	VE1BD		2.26		2.77						
	Virtual Collocation Cable Records - DS3, per T3TIE			AMTFS	VE1BE		7.90		9.68						
	Virtual Collocation Cable Records - Fiber Cable, per 99 fiber records			AMTFS	VE1BF		84.68		77.30						
	Virtual Collocation Cable Records - CAT 5/RJ45			AMTFS	VE1B5		2.26		2.77						
Security															
	Virtual collocation - Security escort, basic time, normally scheduled work hours			AMTFS	SPTBX		16.96	10.75							

Pricing Schedule - South Carolina																
CATEGORY	RATE ELEMENTS	Interim	Zone	BCS	USOC	RATES(\$)				Svc Order Submitted Elec per LSR	Svc Order Submitted Manually per LSR	Incremental Charge - Manual Svc Order vs. Electronic-1st	Incremental Charge - Manual Svc Order vs. Electronic-Add'l	Incremental Charge - Manual Svc Order vs. Electronic-Disc 1st	Incremental Charge - Manual Svc Order vs. Electronic-Disc Add'l	
						Rec	Nonrecurring		Nonrecurring Disconnect		OSS Rates(\$)					
							First	Add'l	First	Add'l	SOMEK	SOMAN	SOMAN	SOMAN	SOMAN	SOMAN
	Virtual collocation - Security escort, overtime, outside of normally scheduled work hours on a normal working day			AMTFS	SPTOX		22.10	13.89								
	Virtual collocation - Security escort, premium time, outside of a scheduled work day			AMTFS	SPTPX		27.23	17.02								
Maintenance																
	Virtual collocation - Maintenance in CO - Basic, per half hour			AMTFS	CTRLX		27.99	10.75								
	Virtual collocation - Maintenance in CO - Overtime, per half hour			AMTFS	SPTOM		36.56	13.89								
	Virtual collocation - Maintenance in CO - Premium per half hour			AMTFS	SPTPM		45.12	17.02								
Entrance Cable																
	Virtual Collocation - Cable Installation Charge, per cable			AMTFS	ESPCX		794.22		22.54							
	Virtual Collocation - Cable Support Structure, per cable			AMTFS	ESPSX	18.66										
COLLOCATION IN THE REMOTE SITE																
Physical Remote Site Collocation																
	Physical Collocation in the Remote Site - Application Fee			CLORS	PE1RA		308.38		168.60							
	Cabinet Space in the Remote Site per Bay/ Rack			CLORS	PE1RB	246.44										
	Physical Collocation in the Remote Site - Security Access - Key			CLORS	PE1RD		13.13									
	Physical Collocation in the Remote Site - Space Availability Report per Premises Requested			CLORS	PE1SR		116.13									
	Physical Collocation in the Remote Site - Remote Site CLLI Code Request, per CLLI Code Requested			CLORS	PE1RE		37.64									
	Remote Site DLEC Data (BRSD), per Compact Disk, per CO			CLORS	PE1RR		234.50									
	Physical Collocation - Security Escort for Basic Time - normally scheduled work, per half hour			CLORS	PE1BT		16.96	10.75								
	Physical Collocation - Security Escort for Overtime - outside of normally scheduled working hours on a scheduled work day, per half hour			CLORS	PE1OT		22.10	13.89								
	Physical Collocation - Security Escort for Premium Time - outside of scheduled work day, per half hour			CLORS	PE1PT		27.23	17.02								
Adjacent Remote Site Collocation																
	Remote Site-Adjacent Collocation-Application Fee			CLORS	PE1RU		755.62	755.62								
	Remote Site-Adjacent Collocation - Real Estate, per square foot			CLORS	PE1RT	0.134										
	Remote Site-Adjacent Collocation - AC Power, per breaker amp			CLORS	PE1RS	6.27										
NOTE: If Security Escort and/or Add'l Engineering Fees become necessary for adjacent remote site collocation, the Parties will negotiate appropriate rates.																
Virtual Remote Site Collocation																
	Virtual Collocation in the Remote Site - Application Fee			VE1RS	VE1RB		616.76		337.19							
	Virtual Collocation in the Remote Site - Per Bay/Rack of Space			VE1RS	VE1RC	246.44										
	Virtual Collocation in the Remote Site - Space Availability Report per Premises requested			VE1RS	VE1RR		232.25									
	Virtual Collocation in the Remote Site - Remote Site CLLI Code Request, per CLLI Code Requested			VE1RS	VE1RL		75.27									
ADJACENT COLLOCATION																
	Adjacent Collocation - Space Charge per Sq. Ft.			CLOAC	PE1JA	0.0939										
	Adjacent Collocation - Electrical Facility Charge per Linear Ft.			CLOAC	PE1JC	6.40										
	Adjacent Collocation - 2-Wire Cross-Connects			UEANL,UEQ,UEA,UCL,UAL,UHL,UDN	PE1JE	0.0264	12.32	11.83	6.04	5.45						
	Adjacent Collocation - 4-Wire Cross-Connects			UEA,UHL,UDL,UCL	PE1JF	0.0527	12.42	11.90	6.40	5.74						
	Adjacent Collocation - DS1 Cross-Connects			USL	PE1JG	1.03	22.08	15.96	6.42	5.80						
	Adjacent Collocation - DS3 Cross-Connects			UE3	PE1JH	14.00	20.94	15.23	7.39	5.93						
	Adjacent Collocation - 2-Fiber Cross-Connect			CLOAC	PE1JJ	2.37	20.94	15.23	7.40	5.93						
	Adjacent Collocation - 4-Fiber Cross-Connect			CLOAC	PE1JK	4.53	25.61	19.90	9.73	8.26						
	Adjacent Collocation - Application Fee			CLOAC	PE1JB		1,580.20									
	Adjacent Collocation - 120V, Single Phase Standby Power Rate per AC Breaker Amp			CLOAC	PE1JL	5.67										
	Adjacent Collocation - 240V, Single Phase Standby Power Rate per AC Breaker Amp			CLOAC	PE1JM	11.36										
	Adjacent Collocation - 120V, Three Phase Standby Power Rate per AC Breaker Amp			CLOAC	PE1JN	17.03										

Pricing Schedule - South Carolina															
CATEGORY	RATE ELEMENTS	Interim	Zone	BCS	USOC	RATES(\$)				Svc Order Submitted Elec per LSR	Svc Order Submitted Manually per LSR	Incremental Charge - Manual Svc Order vs. Electronic- 1st	Incremental Charge - Manual Svc Order vs. Electronic- Add'l	Incremental Charge - Manual Svc Order vs. Electronic- Disc 1st	Incremental Charge - Manual Svc Order vs. Electronic- Disc Add'l
						Rec	Nonrecurring		Nonrecurring Disconnect			OSS Rates(\$)			
							First	Add'l	First	Add'l	SOMECD	SOMAN	SOMAN	SOMAN	SOMAN
	Adjacent Collocation - 277V, Three Phase Standby Power Rate per AC Breaker Amp			CLOAC	PE1JO	39.33									
DIRECTORY DELIVERY															
	Each subscriber will receive one (1) copy per primary End User listing of AT&T White Pages directory in the same manner and at the same time that they are delivered to AT&T's subscribers during the annual delivery of newly published directories.														
BRANDING - DIRECTORY ASSISTANCE															
Facility Based CLEC															
	Recording and Provisioning of DA Custom Branded Announcement			AMT	CBADA		3,000.00	3,000.00							
	Loading of Custom Branded Announcement per Switch per OCN			AMT	CBADC		1,170.00	1,170.00							
Wholesale CLEC															
	Recording of DA Custom Branded Announcement						3,000.00	3,000.00							
	Loading of DA Custom Branded Announcement per Switch per OCN						1,170.00	1,170.00							
Unbranding via OLNS for Wholesale CLEC															
	Loading of DA per OCN (1 OCN per Order)						420.00	420.00							
	Loading of DA per Switch per OCN						16.00	16.00							
DIRECTORY ASSISTANCE SERVICES															
DIRECTORY ASSISTANCE ACCESS SERVICE															
	Directory Assistance Access Service Calls, Charge Per Call					0.31									
DIRECTORY ASSISTANCE CALL COMPLETION ACCESS SERVICE (DACC)															
	Directory Assistance Call Completion Access Service (DACC), Per Call Attempt					0.10									
	Directory Assistance - Rate Reference Initial Load						5,000.00								
	Directory Assistance - Rate Reference Subsequent Load							1,500.00							
Directory Assistance Database Service (DADS)															
	Directory Assistance Database Service (DADS)-Initial Load, per listing						0.04								
	Directory Assistance Database Service (DADS)-Update, per listing						0.04								
	Directory Assistance Database Service (DADS)-Monthly Recurring Fee					150.00									
BRANDING - OPERATOR CALL PROCESSING															
Facility based CLEC															
	Recording of Custom Branded OA Announcement			AMT	CBAOS		7,000.00	7,000.00							
	Loading of Custom Branded OA Announcement per shelf/NAV per OCN			AMT	CBAOL		500.00	500.00							
Wholesale CLEC															
	Recording of Custom Branded OA Announcement						7,000.00	7,000.00							
	Loading of Custom Branded OA Announcement per shelf/NAV per OCN						500.00	500.00							
	Loading of OA Custom Branded Announcement per Switch per OCN						1,170.00	1,170.00							
Unbranding via OLNS for Wholesale CLEC															
	Loading of OA per OCN (Regional)						1,200.00	1,200.00							
INWARD OPERATOR SERVICES															
	Inward Operator Services - Verification, Per Minute					1.15									
	Inward Operator Services - Verification and Emergency Interrupt - Per Minute					1.15									
OPERATOR CALL PROCESSING															
	Oper. Call Processing - Oper. Provided, Per Min. - Using BST LIDB					1.20									
	Oper. Call Processing - Oper. Provided, Per Min. - Using Foreign LIDB					1.24									
	Oper. Call Processing - Fully Automated, per Call - Using BST LIDB					0.20									

Pricing Schedule - South Carolina

CATEGORY	RATE ELEMENTS	Interim	Zone	BCS	USOC	RATES(\$)				Svc Order Submitted Elec per LSR	Svc Order Submitted Manually per LSR	Incremental Charge - Manual Svc Order vs. Electronic- 1st	Incremental Charge - Manual Svc Order vs. Electronic- Add'l	Incremental Charge - Manual Svc Order vs. Electronic- Disc 1st	Incremental Charge - Manual Svc Order vs. Electronic- Disc Add'l
						Rec	Nonrecurring		Nonrecurring Disconnect		OSS Rates(\$)				
							First	Add'l	First	Add'l	SOMECSOMAN	SOMAN	SOMAN	SOMAN	SOMAN
	Oper. Call Processing - Fully Automated, per Call - Using Foreign LIDB					0.20									
	Operator Services - Rate Reference Initial Load					5,000.00									
	Operator Services - Rate Reference Subsequent Load					1,500.00									
STRUCTURE ACCESS															
<p>NOTE: Urban and non-urban are defined by the Bureau of Census as follows: Urban is a city plus the closely-settled urban fringe that together have a minimum population of 50,000. Non-urban is less than 50,000.</p> <p>Conduit rates will apply to each passageway (innerduct).</p> <p>For the purpose of determining the Duct feet chargeable, the Duct considered occupied shall be measured from the center to center of adjacent Manhole(s), or from the center of a Manhole to the end of a Duct not terminated in a Manhole.</p> <p>The rates are not applicable for crossings of any navigable waterway. Rates for navigable waterway crossings will be calculated on an individual case basis.</p>															
	Poles & Ducts - Poles (\$/attachment/yr.) NON-URBAN					4.92									
	Poles & Ducts - Poles (\$/attachment/yr.) URBAN					3.27									
	Poles & Ducts - Per Foot Conduit Occupancy Fees Full Duct (\$/ft/yr.)					0.29									
	Pole Attachment Transfer Rate					41.00									
	Cable Rate					2.16									
BONA FIDE REQUEST															
	Deposit					2000.00									

Pricing Schedule - Tennessee																
CATEGORY	RATE ELEMENTS	Interim	Zone	BCS	USOC	RATES(\$)				Svc Order Submitted Elec per LSR	Svc Order Submitted Manually per LSR	Incremental Charge - Manual Svc Order vs. Electronic-1st	Incremental Charge - Manual Svc Order vs. Electronic-Add'l	Incremental Charge - Manual Svc Order vs. Electronic-Disc 1st	Incremental Charge - Manual Svc Order vs. Electronic-Disc Add'l	
						Rec	Nonrecurring First	Add'l	Nonrecurring Disconnect First							Add'l
OSS Rates(\$)																
SOMEcSOMANSOMANSOMANSOMANSOMAN																
RESALE APPLICABLE DISCOUNTS																
	Residence %					16.00										
	Business %					16.00										
	CSAs %					16.00										
OPERATIONS SUPPORT SYSTEMS (OSS) - "REGIONAL RATES"																
NOTE: (1) CLEC should contact its contract negotiator if it prefers the "state specific" OSS charges as ordered by the State Commissions. The OSS charges currently contained in this rate exhibit are the AT&T "regional" service ordering charges. CLEC may elect either the state specific Commission ordered rates for the service ordering charges, or CLEC may elect the regional service ordering charge, however, CLEC can not obtain a mixture of the two regardless if CLEC has a interconnection contract established in each of the 9 states.																
	OSS - Electronic Service Order Charge, Per Local Service Request (LSR) - Resale Only				SOMEc		3.50	0.00	3.50	0.00						
	OSS - Manual Service Order Charge, Per Local Service Request (LSR) - Resale Only				SOMAN		19.99	0.00	19.99	0.00						
ODUF/EODUF SERVICES																
OPTIONAL DAILY USAGE FILE (ODUF)																
	ODUF: Recording, per message					0.0000044										
	ODUF: Message Processing, per message					0.002446										
	ODUF: Message Processing, per Magnetic Tape provisioned					35.54										
	ODUF: Data Transmission (CONNECT:DIRECT), per message					0.0000339										
ENHANCED OPTIONAL DAILY USAGE FILE (EODUF)																
	EODUF: Message Processing, per message					0.229779										
SELECTIVE CALL ROUTING USING LINE CLASS CODES (SCR-LCC)																
	Selective Routing Per Unique Line Class Code Per Request Per Switch						179.60	179.60								
DIRECTORY ASSISTANCE CUSTOM BRANDING ANNOUNCEMENT via OLNS SOFTWARE																
	Recording of DA Custom Branded Announcement						3,000.00									
	Loading of DA Custom Branded Announcement per Switch per OCN						1,170.00									
DIRECTORY ASSISTANCE UNBRANDING via OLNS SOFTWARE																
	Loading of DA per OCN (1 OCN per Order)						420.00	420.00								
	Loading of DA per Switch per OCN						16.00	16.00								
OPERATOR ASSISTANCE CUSTOM BRANDING ANNOUNCEMENT via OLNS SOFTWARE																
	Recording of Custom Branded OA Announcement						7,000.00	7,000.00								
	Loading of Custom Branded OA Announcement per shelf/NAV per OCN						500.00	500.00								
	Loading of OA Custom Branded Announcement per Switch per OCN						1,170.00	1,170.00								
OPERATOR ASSISTANCE UNBRANDING via OLNS SOFTWARE																
	Loading of OA per OCN (Regional)						1,200.00	1,200.00								
The "Zone" shown in the sections for stand-alone loops or loops as part of a combination refers to Geographically Deaveraged UNE Zones. To view Geographically Deaveraged UNE Zone Designations by Central Office, refer to internet Website: http://w.wholesale.att.com/																
OPERATIONS SUPPORT SYSTEMS (OSS) - "REGIONAL RATES"																
NOTE: (1) CLEC should contact its contract negotiator if it prefers the "state specific" OSS charges as ordered by the State Commissions. The OSS charges currently contained in this rate exhibit are the AT&T "regional" service ordering charges. CLEC may elect either the state specific Commission ordered rates for the service ordering charges, or CLEC may elect the regional service ordering charge, however, CLEC can not obtain a mixture of the two regardless if CLEC has a interconnection contract established in each of the 9 states.																
NOTE: (2) Any element that can be ordered electronically will be billed according to the SOMEc rate listed in this category. Please refer to AT&T's Local Ordering Handbook (LOH) to determine if a product can be ordered electronically. For those elements that cannot be ordered electronically at present per the LOH, the listed SOMEc rate in this category reflects the charge that would be billed to a CLEC once electronic ordering capabilities come on-line for that element. Otherwise, the manual ordering charge, SOMAN, will be applied to a CLECs bill when it submits an LSR to AT&T.																
NOTE: (3) OSS - Manual Service Order Charge, Per Element - UNE Only **Please see applicable rate element for SOMAN charge**																
	OSS - Electronic Service Order Charge, Per Local Service Request (LSR) - UNE Only				SOMEc		3.50	0.00	3.50	0.00						
UNE SERVICE DATE ADVANCEMENT CHARGE																
NOTE: The Expedite charge will be maintained commensurate with BellSouth's FCC No.1 Tariff, Section 5 as applicable.																

Pricing Schedule - Tennessee																
CATEGORY	RATE ELEMENTS	Interim	Zone	BCS	USOC	RATES(\$)				Svc Order Submitted Elec per LSR	Svc Order Submitted Manually per LSR	Incremental Charge - Manual Svc Order vs. Electronic-1st	Incremental Charge - Manual Svc Order vs. Electronic-Add'l	Incremental Charge - Manual Svc Order vs. Electronic-Disc 1st	Incremental Charge - Manual Svc Order vs. Electronic-Disc Add'l	
						Rec	Nonrecurring First	Add'l	Nonrecurring First	Disconnect Add'l			OSS Rates(\$)			
											SOMECE	SOMAN	SOMAN	SOMAN	SOMAN	SOMAN
	UNE Expedite Charge per Circuit or Line Assignable USOC, per Day			UAL, UEANL, UCL, UEF, UDF, UEQ, UDL, UENTW, UDN, UEA, UHL, ULC, USL, U1T12, U1T48, U1TD1, U1TD3, U1TDX, U1TO3, U1TS1, U1TVX, UC1BC, UC1BL, UC1CC, UC1CL, UC1DC, UC1DL, UC1EC, UC1EL, UC1FC, UC1FL, UC1GC, UC1GL, UC1HC, UC1HL, UDL12, UDL48, UDL03, UDLSX, UE3, ULD12, ULD48, ULDD1, ULDD3, ULDDX, ULDO3, ULDS1, ULDVX, UNC1X, UNC3X, UNCDX, UNCNX, UNCSX, UNCVX, UNLD1, UNLD3, UXTD1, UXTD3, UXTS1, U1TUC, U1TUD, U1TUB, U1TUA, NTCVG, NTCUD, NTCD1	SDASP		200.00									
ORDER MODIFICATION CHARGE																
	Order Modification Charge (OMC)						26.21	0.00	0.00	0.00						
	Order Modification Additional Dispatch Charge (OMCAD)						150.00	0.00	0.00	0.00						
UNBUNDLED EXCHANGE ACCESS LOOP																
2-WIRE ANALOG VOICE GRADE LOOP																
	2-Wire Analog Voice Grade Loop - Service Level 1- Zone 1		1	UEANL	UEAL2	11.74	31.99	20.02	10.65	1.41			20.35	10.54	13.32	13.32
	2-Wire Analog Voice Grade Loop - Service Level 1- Zone 2		2	UEANL	UEAL2	17.59	31.99	20.02	10.65	1.41			20.35	10.54	13.32	13.32
	2-Wire Analog Voice Grade Loop - Service Level 1- Zone 3		3	UEANL	UEAL2	29.37	31.99	20.02	10.65	1.41			20.35	10.54	13.32	13.32
	2-Wire Analog Voice Grade Loop - Service Level 1- Zone 1		1	UEANL	UEASL	11.74	31.99	20.02	10.65	1.41			20.35	10.54	13.32	13.32
	2-Wire Analog Voice Grade Loop - Service Level 1- Zone 2		2	UEANL	UEASL	17.59	31.99	20.02	10.65	1.41			20.35	10.54	13.32	13.32
	2-Wire Analog Voice Grade Loop - Service Level 1- Zone 3		3	UEANL	UEASL	29.37	31.99	20.02	10.65	1.41			20.35	10.54	13.32	13.32
	Manual Order Coordination for UVL-SL1s (per loop)			UEANL	UEAMC		36.52	36.52								
	Order Coordination for Specified Conversion Time for UVL-SL1 (per LSR)			UEANL	OCOSL		34.29									
	Bulk Migration, per 2 Wire Voice Loop-SL1			UEANL	UREPN		31.99	20.02	10.65	1.41						
	Bulk Migration Order Coordination, per 2 Wire Voice Loop-SL1			UEANL	UREPM		36.52	36.52								
2-WIRE Unbundled COPPER LOOP																
	2-Wire Unbundled Copper Loop - Non-Designed Zone 1		1	UEQ	UEQ2X	11.74	31.99	20.02	10.65	1.41			20.35	10.54	13.32	13.32
	2 Wire Unbundled Copper Loop - Non-Designed - Zone 2		2	UEQ	UEQ2X	17.59	31.99	20.02	10.65	1.41			20.35	10.54	13.32	13.32
	2 Wire Unbundled Copper Loop - Non-Designed - Zone 3		3	UEQ	UEQ2X	29.37	31.99	20.02	10.65	1.41			20.35	10.54	13.32	13.32
	Manual Order Coordination 2 Wire Unbundled Copper Loop - Non-Designed (per loop)			UEQ	USBMC		36.52	36.52								
	Bulk Migration, per 2 Wire UCL-ND			UEQ	UREPN		31.99	20.02	10.65	1.41						
	Bulk Migration Order Coordination, per 2 Wire UCL-ND			UEQ	UREPM		36.52	36.52								
UNBUNDLED EXCHANGE ACCESS LOOP																
2-WIRE ANALOG VOICE GRADE LOOP																
	Switch-As-Is Conversion rate per UNE Loop, Single LSR, (per DS0)			UEA	URES		23.42	3.30					20.35	10.54	13.32	13.32
	Switch-As-Is Conversion rate per UNE Loop, Spreadsheet, (per DS0)			UEA	URES		24.82	4.70								
	Bulk Migration, per 2 Wire Voice Loop-SL2			UEA	UREPN		75.06	48.20								
	Bulk Migration Order Coordination, per 2 Wire Voice Loop-SL2			UEA	UREPM		0.00	0.00								
4-WIRE ANALOG VOICE GRADE LOOP																

Pricing Schedule - Tennessee

CATEGORY	RATE ELEMENTS	Interim	Zone	BCS	USOC	RATES(\$)					Svc Order Submitted Elec per LSR	Svc Order Submitted Manually per LSR	Incremental Charge - Manual Svc Order vs. Electronic-1st	Incremental Charge - Manual Svc Order vs. Electronic-Add'l	Incremental Charge - Manual Svc Order vs. Electronic-Disc 1st	Incremental Charge - Manual Svc Order vs. Electronic-Disc Add'l
						Rec	Nonrecurring First	Add'l	Nonrecurring First	Disconnect Add'l						
OSS Rates(\$)																
SOMECE SOMAN SOMAN SOMAN SOMAN SOMAN																
	4-Wire Analog Voice Grade Loop - Zone 1		1	UEA	UEAL4	21.98	122.76	85.57	76.35	39.16			20.35	10.54	13.32	13.32
	4-Wire Analog Voice Grade Loop - Zone 2		2	UEA	UEAL4	32.93	122.76	85.57	76.35	39.16			20.35	10.54	13.32	13.32
	4-Wire Analog Voice Grade Loop - Zone 3		3	UEA	UEAL4	54.99	122.76	85.57	76.35	39.16			20.35	10.54	13.32	13.32
	Switch-As-Is Conversion rate per UNE Loop, Single LSR, (per DS0)			UEA	URES		23.42	3.30					20.35	10.54	13.32	13.32
	Switch-As-Is Conversion rate per UNE Loop, Spreadsheet, (per DS0)			UEA	URES		24.82	4.70								
2-WIRE ISDN DIGITAL GRADE LOOP																
	2-Wire ISDN Digital Grade Loop - Zone 1		1	UDN	U1L2X	19.77	142.76	88.88	76.35	39.16			20.35	10.54	13.32	13.32
	2-Wire ISDN Digital Grade Loop - Zone 2		2	UDN	U1L2X	29.63	142.76	88.88	76.35	39.16			20.35	10.54	13.32	13.32
	2-Wire ISDN Digital Grade Loop - Zone 3		3	UDN	U1L2X	49.47	142.76	88.88	76.35	39.16			20.35	10.54	13.32	13.32
2-WIRE ASYMMETRICAL DIGITAL SUBSCRIBER LINE (ADSL) COMPATIBLE LOOP																
	2 Wire Unbundled ADSL Loop including manual service inquiry & facility reservation - Zone 1		1	UAL	UAL2X	12.30	156.95	64.54	89.64	16.93			20.35	10.54	13.32	13.32
	2 Wire Unbundled ADSL Loop including manual service inquiry & facility reservation - Zone 2		2	UAL	UAL2X	18.43	156.95	64.54	89.64	16.93			20.35	10.54	13.32	13.32
	2 Wire Unbundled ADSL Loop including manual service inquiry & facility reservation - Zone 3		3	UAL	UAL2X	30.77	156.95	64.54	89.64	16.93			20.35	10.54	13.32	13.32
	2 Wire Unbundled ADSL Loop without manual service inquiry & facility reservation - Zone 1		1	UAL	UAL2W	12.30	89.40	35.91	72.02	11.48			20.35	10.54	13.32	13.32
	2 Wire Unbundled ADSL Loop without manual service inquiry & facility reservation - Zone 2		2	UAL	UAL2W	18.43	89.40	35.91	72.02	11.48			20.35	10.54	13.32	13.32
	2 Wire Unbundled ADSL Loop without manual service inquiry & facility reservation - Zone 3		3	UAL	UAL2W	30.77	89.40	35.91	72.02	11.48			20.35	10.54	13.32	13.32
2-WIRE HIGH BIT RATE DIGITAL SUBSCRIBER LINE (HDSL) COMPATIBLE LOOP																
	2 Wire Unbundled HDSL Loop including manual service inquiry & facility reservation - Zone 1		1	UHL	UHL2X	9.64	158.94	65.20	89.64	16.93			20.35	10.54	13.32	13.32
	2 Wire Unbundled HDSL Loop including manual service inquiry & facility reservation - Zone 2		2	UHL	UHL2X	14.44	158.94	65.20	89.64	16.93			20.35	10.54	13.32	13.32
	2 Wire Unbundled HDSL Loop including manual service inquiry & facility reservation - Zone 3		3	UHL	UHL2X	24.12	158.94	65.20	89.64	16.93			20.35	10.54	13.32	13.32
	2 Wire Unbundled HDSL Loop without manual service inquiry and facility reservation - Zone 1		1	UHL	UHL2W	9.64	89.40	35.91	72.02	11.48			20.35	10.54	13.32	13.32
	2 Wire Unbundled HDSL Loop without manual service inquiry and facility reservation - Zone 2		2	UHL	UHL2W	14.44	89.40	35.91	72.02	11.48			20.35	10.54	13.32	13.32
	2 Wire Unbundled HDSL Loop without manual service inquiry and facility reservation - Zone 3		3	UHL	UHL2W	24.12	89.40	35.91	72.02	11.48			20.35	10.54	13.32	13.32
4-WIRE HIGH BIT RATE DIGITAL SUBSCRIBER LINE (HDSL) COMPATIBLE LOOP																
	4 Wire Unbundled HDSL Loop including manual service inquiry and facility reservation - Zone 1		1	UHL	UHL4X	12.40	169.62	75.89	39.73	19.53			20.35	10.54	13.32	13.32
	4-Wire Unbundled HDSL Loop including manual service inquiry and facility reservation - Zone 2		2	UHL	UHL4X	18.58	169.62	75.89	39.73	19.53			20.35	10.54	13.32	13.32
	4-Wire Unbundled HDSL Loop including manual service inquiry and facility reservation - Zone 3		3	UHL	UHL4X	31.03	169.62	75.89	39.73	19.53			20.35	10.54	13.32	13.32
	4-Wire Unbundled HDSL Loop without manual service inquiry and facility reservation - Zone 1		1	UHL	UHL4W	12.40	100.09	46.60	75.75	13.97			20.35	10.54	13.32	13.32
	4-Wire Unbundled HDSL Loop without manual service inquiry and facility reservation - Zone 2		2	UHL	UHL4W	18.58	100.09	46.60	75.75	13.97			20.35	10.54	13.32	13.32
	4-Wire Unbundled HDSL Loop without manual service inquiry and facility reservation - Zone 3		3	UHL	UHL4W	31.03	100.09	46.60	75.75	13.97			20.35	10.54	13.32	13.32
4-WIRE DS1 DIGITAL LOOP																
	4-Wire DS1 Digital Loop - Zone 1		1	USL	USLXX	51.38	313.08	219.72	96.86	40.45			18.98	8.43	11.95	11.95
	4-Wire DS1 Digital Loop - Zone 2		2	USL	USLXX	76.98	313.08	219.72	96.86	40.45			18.98	8.43	11.95	11.95
	4-Wire DS1 Digital Loop - Zone 3		3	USL	USLXX	128.54	313.08	219.72	96.86	40.45			18.98	8.43	11.95	11.95
	Switch-As-Is Conversion rate per UNE Loop, Single LSR, (per DS1)			USL	URES		23.42	3.30								
	Switch-As-Is Conversion rate per UNE Loop, Spreadsheet, (per DS1)			USL	URES		24.82	4.70								
2-WIRE Unbundled COPPER LOOP																
	2-Wire Unbundled Copper Loop-Designed including manual service inquiry & facility reservation - Zone 1		1	UCL	UCLPB	11.74	31.99	20.02	10.65	1.41			20.35	10.54	13.32	13.32
	2-Wire Unbundled Copper Loop-Designed including manual service inquiry & facility reservation - Zone 2		2	UCL	UCLPB	17.59	31.99	20.02	10.65	1.41			20.35	10.54	13.32	13.32

Pricing Schedule - Tennessee

CATEGORY	RATE ELEMENTS	Interim	Zone	BCS	USOC	RATES(\$)					Svc Order Submitted Elec per LSR	Svc Order Submitted Manually per LSR	Incremental Charge - Manual Svc Order vs. Electronic-1st	Incremental Charge - Manual Svc Order vs. Electronic-Add'l	Incremental Charge - Manual Svc Order vs. Electronic-Disc 1st	Incremental Charge - Manual Svc Order vs. Electronic-Disc Add'l
						Rec	Nonrecurring First	Add'l	Nonrecurring First	Disconnect Add'l						
											SOMEc	SOMAN	SOMAN	SOMAN	SOMAN	SOMAN
	2 Wire Unbundled Copper Loop-Designed including manual service inquiry & facility reservation - Zone 3		3	UCL	UCLPB	29.37	31.99	20.02	10.65	1.41			20.35	10.54	13.32	13.32
	2-Wire Unbundled Copper Loop-Designed without manual service inquiry and facility reservation - Zone 1		1	UCL	UCLPW	11.74	31.99	20.02	10.65	1.41			20.35	10.54	13.32	13.32
	2-Wire Unbundled Copper Loop-Designed without manual service inquiry and facility reservation - Zone 2		2	UCL	UCLPW	17.59	31.99	20.02	10.65	1.41			20.35	10.54	13.32	13.32
	2-Wire Unbundled Copper Loop-Designed without manual service inquiry and facility reservation - Zone 3		3	UCL	UCLPW	29.37	31.99	20.02	10.65	1.41			20.35	10.54	13.32	13.32
	Order Coordination for Unbundled Copper Loops (per loop)			UCL	UCLMC		36.52	36.52								
4-WIRE COPPER LOOP																
	4-Wire Copper Loop-Designed including manual service inquiry and facility reservation - Zone 1		1	UCL	UCL4S	21.98	122.76	85.57	76.35	39.16			20.35	10.54	13.32	13.32
	4-Wire Copper Loop-Designed including manual service inquiry and facility reservation - Zone 2		2	UCL	UCL4S	32.93	122.76	85.57	76.35	39.16			20.35	10.54	13.32	13.32
	4-Wire Copper Loop-Designed including manual service inquiry and facility reservation - Zone 3		3	UCL	UCL4S	54.99	122.76	85.57	76.35	39.16			20.35	10.54	13.32	13.32
	4-Wire Copper Loop-Designed without manual service inquiry and facility reservation - Zone 1		1	UCL	UCL4W	21.98	122.76	85.57	76.35	39.16			20.35	10.54	13.32	13.32
	4-Wire Copper Loop-Designed without manual service inquiry and facility reservation - Zone 2		2	UCL	UCL4W	32.93	122.76	85.57	76.35	39.16			20.35	10.54	13.32	13.32
	4-Wire Copper Loop-Designed without manual service inquiry and facility reservation - Zone 3		3	UCL	UCL4W	54.99	122.76	85.57	76.35	39.16			20.35	10.54	13.32	13.32
	Order Coordination for Unbundled Copper Loops (per loop)			UCL	UCLMC		36.52	36.52								
	Order Coordination for Specified Conversion Time (per LSR)			UEA, UDN, UAL, UHL, UDL, USL	OCOSL		34.29									
UNE LOOP COMMINGLING																
2-WIRE ANALOG VOICE GRADE LOOP - COMMINGLING																
	2-Wire Analog Voice Grade Loop - Service Level 2 w/Loop or Ground Start Signaling - Zone 1		1	NTCVG	UEAL2	14.74	75.06	48.20	28.70	17.64						
	2-Wire Analog Voice Grade Loop - Service Level 2 w/Loop or Ground Start Signaling - Zone 2		2	NTCVG	UEAL2	22.08	75.06	48.20	28.70	17.64						
	2-Wire Analog Voice Grade Loop - Service Level 2 w/Loop or Ground Start Signaling - Zone 3		3	NTCVG	UEAL2	36.87	75.06	48.20	28.70	17.64						
	2-Wire Analog Voice Grade Loop - Service Level 2 w/Reverse Battery Signaling - Zone 1		1	NTCVG	UEAR2	14.74	75.06	48.20	28.70	17.64						
	2-Wire Analog Voice Grade Loop - Service Level 2 w/Reverse Battery Signaling - Zone 2		2	NTCVG	UEAR2	22.08	75.06	48.20	28.70	17.64						
	2-Wire Analog Voice Grade Loop - Service Level 2 w/Reverse Battery Signaling - Zone 3		3	NTCVG	UEAR2	36.87	75.06	48.20	28.70	17.64						
	Switch-As-Is Conversion rate per UNE Loop, Single LSR, (per DS0)			NTCVG	URES		23.42	3.30								
	Switch-As-Is Conversion rate per UNE Loop, Spreadsheet, (per DS0)			NTCVG	URESP		24.82	4.70								
	Loop Tagging - Service Level 2 (SL2)			NTCVG	URETL		11.23	1.10								
4-WIRE ANALOG VOICE GRADE LOOP																
	4-Wire Analog Voice Grade Loop - Zone 1		1	NTCVG	UEAL4	21.98	122.76	85.57	76.35	39.16						
	4-Wire Analog Voice Grade Loop - Zone 2		2	NTCVG	UEAL4	32.93	122.76	85.57	76.35	39.16						
	4-Wire Analog Voice Grade Loop - Zone 3		3	NTCVG	UEAL4	54.99	122.76	85.57	76.35	39.16						
	Switch-As-Is Conversion rate per UNE Loop, Single LSR, (per DS0)			NTCVG	URES		23.42	3.30								
	Switch-As-Is Conversion rate per UNE Loop, Spreadsheet, (per DS0)			NTCVG	URESP		24.82	4.70								
4-WIRE DS1 DIGITAL LOOP - COMMINGLING																
	4-Wire DS1 Digital Loop - Zone 1		1	NTCD1	USLXX	51.38	313.08	219.72	96.86	40.45						
	4-Wire DS1 Digital Loop - Zone 2		2	NTCD1	USLXX	76.98	313.08	219.72	96.86	40.45						
	4-Wire DS1 Digital Loop - Zone 3		3	NTCD1	USLXX	128.54	313.08	219.72	96.86	40.45						
	Switch-As-Is Conversion rate per UNE Loop, Single LSR, (per DS1)			NTCD1	URES		23.42	3.30								
	Switch-As-Is Conversion rate per UNE Loop, Spreadsheet, (per DS1)			NTCD1	URESP		24.82	4.70								
4-WIRE 19.2, 56 OR 64 KBPS DIGITAL GRADE LOOP																
	4 Wire Unbundled Digital Loop 2.4 Kbps - Zone 1		1	NTCUD	UDL2X	27.68	207.01	141.38	90.70	44.18						
	4 Wire Unbundled Digital Loop 2.4 Kbps - Zone 2		2	NTCUD	UDL2X	41.47	207.01	141.38	90.70	44.18						
	4 Wire Unbundled Digital Loop 2.4 Kbps - Zone3		3	NTCUD	UDL2X	69.24	207.01	141.38	90.70	44.18						

Pricing Schedule - Tennessee

CATEGORY	RATE ELEMENTS	Interim	Zone	BCS	USOC	RATES(\$)					Svc Order Submitted Elec per LSR	Svc Order Submitted Manually per LSR	Incremental Charge - Manual Svc Order vs. Electronic-1st	Incremental Charge - Manual Svc Order vs. Electronic-Add'l	Incremental Charge - Manual Svc Order vs. Electronic-Disc 1st	Incremental Charge - Manual Svc Order vs. Electronic-Disc Add'l
						Rec	Nonrecurring First	Add'l	Nonrecurring Disconnect First	Add'l	SOMECH	SOMAN	SOMAN	SOMAN	SOMAN	SOMAN
	4 Wire Unbundled Digital Loop 4.8 Kbps -Zone 1		1	NTCUD	UDL4X	27.68	207.01	141.38	90.70	44.18						
	4 Wire Unbundled Digital Loop 4.8 Kbps - Zone 2		2	NTCUD	UDL4X	41.47	207.01	141.38	90.70	44.18						
	4 Wire Unbundled Digital Loop 4.8 Kbps - Zone 3		3	NTCUD	UDL4X	69.24	207.01	141.38	90.70	44.18						
	4 Wire Unbundled Digital Loop 9.6 Kbps - Zone 1		1	NTCUD	UDL9X	27.68	207.01	141.38	90.70	44.18						
	5 Wire Unbundled Digital Loop 9.6 Kbps - Zone 2		2	NTCUD	UDL9X	41.47	207.01	141.38	90.70	44.18						
	6 Wire Unbundled Digital Loop 9.6 Kbps - Zone 3		3	NTCUD	UDL9X	69.24	207.01	141.38	90.70	44.18						
	4 Wire Unbundled Digital 19.2 Kbps - Zone 1		1	NTCUD	UDL19	27.68	207.01	141.38	90.70	44.18						
	4 Wire Unbundled Digital 19.2 Kbps - Zone 2		2	NTCUD	UDL19	41.47	207.01	141.38	90.70	44.18						
	4 Wire Unbundled Digital 19.2 Kbps - Zone 3		3	NTCUD	UDL19	69.24	207.01	141.38	90.70	44.18						
	4 Wire Unbundled Digital Loop 56 Kbps - Zone 1		1	NTCUD	UDL56	27.68	207.01	141.38	90.70	44.18						
	4 Wire Unbundled Digital Loop 56 Kbps - Zone 2		2	NTCUD	UDL56	41.47	207.01	141.38	90.70	44.18						
	4 Wire Unbundled Digital Loop 56 Kbps - Zone 3		3	NTCUD	UDL56	69.24	207.01	141.38	90.70	44.18						
	4 Wire Unbundled Digital Loop 64 Kbps - Zone 1		1	NTCUD	UDL64	27.68	207.01	141.38	90.70	44.18						
	4 Wire Unbundled Digital Loop 64 Kbps - Zone 2		2	NTCUD	UDL64	41.47	207.01	141.38	90.70	44.18						
	4 Wire Unbundled Digital Loop 64 Kbps - Zone 3		3	NTCUD	UDL64	69.24	207.01	141.38	90.70	44.18						
	Switch-As-Is Conversion rate per UNE Loop, Single LSR, (per DS0)			NTCUD	URES		23.42	3.30								
	Switch-As-Is Conversion rate per UNE Loop, Spreadsheet, (per DS0)			NTCUD	URES		24.82	4.70								
	Order Coordination for Specified Conversion Time (per LSR)			NTCVG, NTCUD, NTCDD1	OCOSL		34.29									
MAINTENANCE OF SERVICE																
				UDC, UEA, UDL, UDN, USL, UAL, UHL, UCL, NTCVG, NTCUD, NTCDD1, U1TD1, U1TD3, U1TDX, U1TS1, U1TVX, UDF, UDFCX, UDLXS, UE3, ULDD1, ULDD3, ULDDX, ULDS1, ULDVX, UNC1X, UNC3X, UNCDX, UNCSX, UNCVX, ULS	MVVB											
	Maintenance of Service Charge, Basic Time, per half hour						80.00	55.00								
				UDC, UEA, UDL, UDN, USL, UAL, UHL, UCL, NTCVG, NTCUD, NTCDD1, U1TD1, U1TD3, U1TDX, U1TS1, U1TVX, UDF, UDFCX, UDLXS, UE3, ULDD1, ULDD3, ULDDX, ULDS1, ULDVX, UNC1X, UNC3X, UNCDX, UNCSX, UNCVX, ULS	MVVOT											
	Maintenance of Service Charge, Overtime, per half hour						90.00	65.00								
				UDC, UEA, UDL, UDN, USL, UAL, UHL, UCL, NTCVG, NTCUD, NTCDD1, U1TD1, U1TD3, U1TDX, U1TS1, U1TVX, UDF, UDFCX, UDLXS, UE3, ULDD1, ULDD3, ULDDX, ULDS1, ULDVX, UNC1X, UNC3X, UNCDX, UNCSX, UNCVX, ULS	MVVPT											
	Maintenance of Service Charge, Premium, per half hour						100.00	75.00								

Version: 3Q08 - CLEC ICA 11/18/08

Pricing Schedule - Tennessee																
CATEGORY	RATE ELEMENTS	Interim	Zone	BCS	USOC	RATES(\$)					Svc Order Submitted Elec per LSR	Svc Order Submitted Manually per LSR	Incremental Charge - Manual Svc Order vs. Electronic-1st	Incremental Charge - Manual Svc Order vs. Electronic-Add'l	Incremental Charge - Manual Svc Order vs. Electronic-Disc 1st	Incremental Charge - Manual Svc Order vs. Electronic-Disc Add'l
						Rec	Nonrecurring First	Add'l	Nonrecurring First	Disconnect Add'l			OSS Rates(\$)			
											SOMEK	SOMAN	SOMAN	SOMAN	SOMAN	SOMAN
	Remote Site Shared Loop - Subsequent Activity - CLEC Owned Splitter			UEPSR UEPSB	URERA		50.57	20.06						0.00	0.00	0.00
UNBUNDLED EXCHANGE ACCESS LOOP																
2-WIRE ANALOG VOICE GRADE LOOP																
	2 Wire Analog Voice Grade Loop-Service Level 1-Line Splitting-Zone 1		1	UEPSR UEPSB	UEALS	11.74	31.99	20.02	10.65	1.41			20.35	10.54	13.32	13.32
	2 Wire Analog Voice Grade Loop-Service Level 1-Line Splitting-Zone 1		1	UEPSR UEPSB	UEABS	11.74	31.99	20.02	10.65	1.41			20.35	10.54	13.32	13.32
	2 Wire Analog Voice Grade Loop- Service Level 1-Line Splitting-Zone 2		2	UEPSR UEPSB	UEALS	17.59	31.99	20.02	10.65	1.41			20.35	10.54	13.32	13.32
	2 Wire Analog Voice Grade Loop- Service Level 1-Line Splitting-Zone 2		2	UEPSR UEPSB	UEABS	17.59	31.99	20.02	10.65	1.41			20.35	10.54	13.32	13.32
	2 Wire Analog Voice Grade Loop-Service Level 1-Line Splitting-Zone 3		3	UEPSR UEPSB	UEALS	29.37	31.99	20.02	10.65	1.41			20.35	10.54	13.32	13.32
	2 Wire Analog Voice Grade Loop-Service Level 1-Line Splitting-Zone 3		3	UEPSR UEPSB	UEABS	29.37	31.99	20.02	10.65	1.41			20.35	10.54	13.32	13.32
PHYSICAL COLLOCATION																
	Physical Collocation-2 Wire Cross Connects (Loop) for Line Splitting			UEPSR UEPSB	PE1LS	0.0475	11.62	9.90	10.38	8.66			0.00	0.00	0.00	0.00
VIRTUAL COLLOCATION																
	Virtual Collocation-2 Wire Cross Connects (Loop) for Line Splitting			UEPSR UEPSB	VE1LS	0.57	11.62	9.90	10.38	8.66			2.07	2.81	0.67	1.41
UNBUNDLED DEDICATED TRANSPORT																
INTEROFFICE CHANNEL - DEDICATED TRANSPORT - Stand Alone																
	Interoffice Channel - DS1 - per mile			U1TD1	1L5XX	0.3562										
	Interoffice Channel - DS1 - Facility Termination			U1TD1	U1TF1	77.86	112.40	76.27	19.55	14.99			20.35	21.09	9.80	10.54
	Interoffice Channel - DS3 - per mile			U1TD3	1L5XX	2.34										
	Interoffice Channel - DS3 - Facility Termination			U1TD3	U1TF3	848.99	395.29	176.56	109.04	105.91			36.84	36.84	19.01	19.01
UNBUNDLED DARK FIBER - Stand Alone or in Combination																
	Dark Fiber - Interoffice Transport, Per Four Fiber Strands, Per Route Mile Or Fraction Thereof			UDF	1L5DF	28.74										
	Dark Fiber - Interoffice Transport, Per Four Fiber Strands, Per Route Mile Or Fraction Thereof			UDF	UDF14		1,121.00	153.19	580.26	357.17						
HIGH CAPACITY UNBUNDLED LOCAL LOOP																
DS3/UNBUNDLED LOCAL LOOP - Stand Alone																
	DS3 Unbundled Local Loop - per mile			UE3	1L5ND	9.19										
	DS3 Unbundled Local Loop - Facility Termination			UE3	UE3PX	374.24	595.37	304.50	234.83	170.16			36.84	36.84	19.01	19.01
ENHANCED EXTENDED LINK (EELs)																
Network Elements Used in Combinations																
	4-Wire Analog Voice Grade Loop in Combination - Zone 1		1	UNCVX	UEAL4	21.98	108.76	35.47	72.94	10.86			31.26	10.42		
	4-Wire Analog Voice Grade Loop in Combination - Zone 2		2	UNCVX	UEAL4	32.93	108.76	35.47	72.94	10.86			31.26	10.42		
	4-Wire Analog Voice Grade Loop in Combination - Zone 3		3	UNCVX	UEAL4	54.99	108.76	35.47	72.94	10.86			31.26	10.42		
	4-Wire DS1 Digital Loop in Combination - Zone 1		1	UNC1X	USLXX	51.38	228.40	161.74	79.87	24.88			18.98	8.43	11.95	
	4-Wire DS1 Digital Loop in Combination - Zone 2		2	UNC1X	USLXX	76.98	228.40	161.74	79.87	24.88			18.98	8.43	11.95	
	4-Wire DS1 Digital Loop in Combination - Zone 3		3	UNC1X	USLXX	128.54	228.40	161.74	79.87	24.88			18.98	8.43	11.95	
	DS3 Local Loop in combination - per mile			UNC3X	1L5ND	9.19										
	DS3 Local Loop in combination - Facility Termination			UNC3X	UE3PX	374.24	1,260.47	628.84	106.78	45.24			36.84	36.84	19.01	19.01
	Interoffice Channel in combination - DS1 - per mile			UNC1X	1L5XX	0.3562										
	Interoffice Channel in combination - DS1 Facility Termination			UNC1X	U1TF1	77.86	171.24	113.12	70.07	30.90			20.35	21.09	9.80	10.54
	Interoffice Channel in combination - DS3 - per mile			UNC3X	1L5XX	2.34										
	Interoffice Channel in combination - DS3 - Facility Termination			UNC3X	U1TF3	848.99	482.01	153.81	64.43	35.43			36.84	36.84	19.01	19.01
ADDITIONAL NETWORK ELEMENTS																
Optional Features & Functions:																
	Clear Channel Capability Extended Frame Option - per DS1	i		U1TD1, UNC1X	CCOEF		0.00	0.00	0.00	0.00						
	Clear Channel Capability Super FrameOption - per DS1	i		U1TD1, UNC1X	CCOSF		0.00	0.00	0.00	0.00						
	Clear Channel Capability (SF/ESF) Option - Subsequent Activity - per DS1	i		U1TD1, UNC1X, USL	NRCCC		185.16	23.86	2.03	0.79						
	C-bit Parity Option - Subsequent Activity - per DS3	i		U1TD3, UE3, UNC3X	NRCC3		219.46	7.68	0.7637							
	DS1/DS0 Channel System			UNC1X	MQ1	80.77	105.76	14.48	3.04	2.74						
	DS3/DS1Channel System			UNC3X	MQ3	222.98	156.02	49.41	17.12	6.77			20.35	9.80	11.49	1.18
	Voice Grade COCI in combination			UNCVX	1D1VG	1.82	5.70	4.42								
	Voice Grade COCI - for 2W-SL2 & 4W Voice Grade Local Loop			UEA	1D1VG	1.82	5.70	4.42								

Pricing Schedule - Tennessee																
CATEGORY	RATE ELEMENTS	Interim	Zone	BCS	USOC	RATES(\$)					Svc Order Submitted Elec per LSR	Svc Order Submitted Manually per LSR	Incremental Charge - Manual Svc Order vs. Electronic-1st	Incremental Charge - Manual Svc Order vs. Electronic-Add'l	Incremental Charge - Manual Svc Order vs. Electronic-Disc 1st	Incremental Charge - Manual Svc Order vs. Electronic-Disc Add'l
						Rec	Nonrecurring First	Add'l	Nonrecurring First	Disconnect Add'l	SOMECS	SOMAN	OSS Rates(\$)			
													SOMAN	SOMAN	SOMAN	SOMAN
	DS1 COCI in combination			UNC1X	UC1D1	17.58	5.70	4.42					20.35	9.80	11.49	1.18
	DS1 COCI - for Stand Alone Interoffice Channel			U1TD1	UC1D1	17.58	5.70	4.42								
	DS1 COCI - for DS1 Local Loop			USL, NTCDD1	UC1D1	17.58	5.70	4.42								
	Wholesale - UNE, Switch-As-Is Conversion Charge			UNCVX, UNC1X, UNC3X, XDH1X, HFQC6, XDD2X, XDV6X	UNCCC		52.73	24.62	9.12	9.12						
	Unbundled Misc Rate Element, SNE SAI, Single Network Element - Switch As Is Non-recurring Charge, per circuit (LSR)	I		U1TVX, U1TD3, UDF, UE3	URES		34.53	15.11								
	Unbundled Misc Rate Element, SNE SAI, Single Network Element - Switch As Is Non-recurring Charge, incremental charge per circuit on a spreadsheet	i		U1TVX, U1TD3, UDF, UE3	URESP		1.40	1.40								
Service Rearrangements																
	NRC - Order Coordination Specific Time - Dedicated Transport	I		UNC1X, UNC3X	OCOSR		18.93	18.93								
COMMINGLING																
	Commingling Authorization			UNCVX, UNC1X, UNC3X, U1TD3, UE3, U1TVX	CMGAU	0.00	0.00	0.00	0.00	0.00						
Commingled (UNE part of single bandwidth circuit)																
	Commingled VG COCI			XDV2X	1D1VG	1.82	6.07	4.66								
	Commingled 4-wire Local Loop Zone 1		1	XDV6X	UEAL4	21.98	122.76	85.57	76.35	39.16						
	Commingled 4-wire Local Loop Zone 2		2	XDV6X	UEAL4	32.93	122.76	85.57	76.35	39.16						
	Commingled 4-wire Local Loop Zone 3		3	XDV6X	UEAL4	54.99	122.76	85.57	76.35	39.16						
	Commingled DS1 COCI			XDH1X	UC1D1	17.58	6.07	4.66								
	Commingled DS1 Interoffice Channel			XDH1X	U1TF1	77.86	112.40	76.27	19.55	14.99						
	Commingled DS1 Interoffice Channel Mileage			XDH1X	1L5XX	0.3562										
	Commingled DS1/DS0 Channel System			XDH1X	MQ1	80.77	141.87	77.11	14.51	13.46						
	Commingled DS1 Local Loop Zone 1		1	XDH1X	USLXX	51.38	313.08	219.72	96.86	40.45						
	Commingled DS1 Local Loop Zone 2		2	XDH1X	USLXX	76.98	313.08	219.72	96.86	40.45						
	Commingled DS1 Local Loop Zone 3		3	XDH1X	USLXX	128.54	313.08	219.72	96.86	40.45						
	Commingled DS3 Local Loop			HFQC6	UE3PX	374.24	595.37	304.50	234.83	170.16						
	Commingled DS3/STS-4 Local Loop Mileage			HFQC6	1L5ND	9.19										
	Commingled DS3/DS1 Channel System			HFQC6	MQ3	222.98	308.03	108.47	44.47	42.62						
	Commingled DS3 Interoffice Channel			HFQC6	U1TF3	848.99	395.27	176.56	109.04	105.91						
	Commingled DS3 Interoffice Channel Mileage			HFQC6	1L5XX	2.34										
	UNE to Commingled Conversion Tracking			XDH1X, HFQC6	CMGUN	0.00	0.00	0.00	0.00	0.00						
	SPA to Commingled Conversion Tracking			XDH1X, HFQC6	CMGSP	0.00	0.00	0.00	0.00	0.00						
LNP Query Service																
	LNP Charge Per query					0.0009277										
	LNP Service Establishment Manual						23.60	13.83	23.60	12.71						
	LNP Service Provisioning with Point Code Establishment						1,119.00	571.71	1,119.00	571.71						
911 PBX LOCATE																
911 PBX LOCATE DATABASE CAPABILITY																
	Service Establishment per CLEC per End User Account			9PBDC	9PBEU		1,706.00									
	Changes to TN Range or Customer Profile			9PBDC	9PBTN		170.69									
	Per Telephone Number (Monthly)			9PBDC	9PBMM	0.07										
	Change Company (Service Provider) ID			9PBDC	9PBPC		501.06									
	PBX Locate Service Support per CLEC (Monthlt)			9PBDC	9PBMR	191.92										
	Service Order Charge			9PBDC	9PBSC		23.20									
911 PBX LOCATE TRANSPORT COMPONENT																
See Att 3																
Emergency Number Services																
911 trunk rates are included in the Facility cost via the General Subscriber Services Tariff (GSST) and the Switched Access Service Tariff.																
Note: Rates displaying an "I" in Interim column are interim as a result of a Commission order.																
LOCAL INTERCONNECTION (CALL TRANSPORT AND TERMINATION)																
ISP-BOUND TRAFFIC																
	ISP-Bound, per MOU					0.0007										
END OFFICE SWITCHING																
	End Office Switching Function, per MOU					0.0008041										
TANDEM SWITCHING																
	Tandem Switching Function Per MOU					0.0009778										

Pricing Schedule - Tennessee																
CATEGORY	RATE ELEMENTS	Interim	Zone	BCS	USOC	RATES(\$)					Svc Order Submitted Elec per LSR	Svc Order Submitted Manually per LSR	Incremental Charge - Manual Svc Order vs. Electronic- 1st	Incremental Charge - Manual Svc Order vs. Electronic- Add'l	Incremental Charge - Manual Svc Order vs. Electronic- Disc 1st	Incremental Charge - Manual Svc Order vs. Electronic- Disc Add'l
						Rec	Nonrecurring First	Add'l	Nonrecurring First	Disconnect Add'l	SOMECS	SOMAN	SOMAN	SOMAN	SOMAN	SOMAN
	Multiple Tandem Switching, per MOU (applies to initial tandem only)					0.0009778										
TRUNK CHARGE																
	Installation Trunk Side Service - per DS0			OHD	TPP6X		21.59	8.09								
	Installation Trunk Side Service - per DS0			OHD	TPP9X		21.59	8.09								
	Dedicated End Office Trunk Port Service-per DS0**			OHD	TDEOP	0.00										
	Dedicated End Office Trunk Port Service-per DS1**			OH1 OH1MS	TDE1P	0.00										
	Dedicated Tandem Trunk Port Service-per DS0**			OHD	TDWOP	0.00										
	Dedicated Tandem Trunk Port Service-per DS1**			OH1 OH1MS	TDW1P	0.00										
** This rate element is recovered on a per MOU basis and is included in the End Office Switching and Tandem Switching, per MOU rate elements																
COMMON TRANSPORT (Shared)																
	Common Transport - Per Mile, Per MOU					0.0000064										
	Common Transport - Facilities Termination Per MOU					0.0003871										
LOCAL INTERCONNECTION (DEDICATED TRANSPORT)																
INTEROFFICE CHANNEL - DEDICATED TRANSPORT																
	Interoffice Channel - Dedicated Transport - 2-Wire Voice Grade - Per Mile per month			OHM	1L5NF	0.0174										
	Interoffice Channel - Dedicated Transport- 2- Wire Voice Grade - Facility Termination per month			OHM	1L5NF	18.58	55.39	17.37	27.96	3.51						
	Interoffice Channel - Dedicated Transport - 56 kbps - per mile per month			OHM	1L5NK	0.0174										
	Interoffice Channel - Dedicated Transport - 56 kbps - Facility Termination per month			OHM	1L5NK	17.98	55.39	17.37	27.96	3.51						
	Interoffice Channel - Dedicated Transport - 64 kbps - per mile per month			OHM	1L5NK	0.0174										
	Interoffice Channel - Dedicated Transport - 64 kbps - Facility Termination per month			OHM	1L5NK	17.98	55.39	17.37	27.96	3.51						
	Interoffice Channel - Dedicated Channel - DS1 - Per Mile per month			OH1, OH1MS	1L5NL	0.3562										
	Interoffice Channel - Dedicated Tranport - DS1 - Facility Termination per month			OH1, OH1MS	1L5NL	77.86	112.40	76.27	19.55	14.99						
	Interoffice Channel - Dedicated Transport - DS3 - Per Mile per month			OH3, OH3MS	1L5NM	2.34										
	Interoffice Channel - Dedicated Transport - DS3 - Facility Termination per month			OH3, OH3MS	1L5NM	848.99	395.29	176.56	109.04	105.91						
LOCAL CHANNEL - DEDICATED TRANSPORT																
	Local Channel - Dedicated - 2-Wire Voice Grade per month			OHM	TEFV2	15.29	199.33	24.16	54.81	4.80						
	Local Channel - Dedicated - 4-Wire Voice Grade per month			OHM	TEFV4	16.18	201.53	24.83	55.52	5.51						
	Local Channel - Dedicated - DS1 per month			OH1	TEFHG	32.25	277.35	233.26	33.18	22.30						
	Local Channel - Dedicated - DS3 Facility Termination per month			OH3	TEFHJ	611.30	595.37	304.50	215.82	151.15						
LOCAL INTERCONNECTION MID-SPAN MEET																
	Local Channel - Dedicated - DS1 per month			OH1MS	TEFHG	0.00	0.00									
	Local Channel - Dedicated - DS3 per month			OH3MS	TEFHJ	0.00	0.00									
MULTIPLEXERS																
	Channelization - DS1 to DS0 Channel System			OH1, OH1MS	SATN1	80.77	141.87	77.11	14.51	13.46						
	DS3 to DS1 Channel System per month			OH3, OH3MS	SATNS	222.98	308.03	108.47	44.47	42.62						
	DS3 Interface Unit (DS1 COCI) per month			OH1, OH1MS	SATCO	17.58	6.07	4.66								
Notes: If no rate is identified in the contract, the rates, terms, and conditions for the specific service or function will be as set forth in applicable AT&T tariff.																
PHYSICAL COLLOCATION																
Application																
	Physical Collocation - Initial Application Fee			CLO	PE1BA		1,285.98									
	Physical Collocation - Subsequent Application Fee			CLO	PE1CA		1,085.48									
	Physical Collocation - Co-Carrier Cross Connects/Direct Connect, Application Fee, per application			CLO	PE1DT		585.09									
	Physical Collocation - Power Reconfiguration Only, Application Fee			CLO	PE1PR		400.10									
	Physical Collocation Administrative Only - Application Fee			CLO	PE1BL		743.25									
Space Preparation																
	Physical Collocation - Floor Space, per sq feet			CLO	PE1PJ		5.94									
	Physical Collocation - Space Enclosure, welded wire, first 50 square feet			CLO	PE1BX		197.09									
	Physical Collocation - Space enclosure, welded wire, first 100 square feet			CLO	PE1BW		218.53									

Pricing Schedule - Tennessee															
CATEGORY	RATE ELEMENTS	Interim	Zone	BCS	USOC	RATES(\$)				Svc Order Submitted Elec per LSR	Svc Order Submitted Manually per LSR	Incremental Charge - Manual Svc Order vs. Electronic-1st	Incremental Charge - Manual Svc Order vs. Electronic-Add'l	Incremental Charge - Manual Svc Order vs. Electronic-Disc 1st	Incremental Charge - Manual Svc Order vs. Electronic-Disc Add'l
						Rec	Nonrecurring First	Add'l	Nonrecurring Disconnect First	Add'l	SOMECD	SOMAN	SOMAN	SOMAN	SOMAN
	Physical Collocation - Space enclosure, welded wire, each additional 50 square feet			CLO	PE1CW	21.44									
	Physical Collocation - Space Preparation - C.O. Modification per square ft.			CLO	PE1SK	2.74									
	Physical Collocation - Space Preparation, Common Systems Modifications-Cageless, per square foot			CLO	PE1SL	2.95									
	Physical Collocation - Space Preparation - Common Systems Modifications-Caged, per cage			CLO	PE1SM	100.14									
	Physical Collocation - Space Preparation - Firm Order Processing			CLO	PE1SJ	1,204.00									
	Physical Collocation - Space Availability Report, per Central Office Requested	I		CLO	PE1SR	2,027.00									
Power															
	Physical Collocation - Power, -48V DC Power - per Fused Amp Requested			CLO	PE1PL	8.87									
	Physical Collocation - Power, 120V AC Power, Single Phase, per Breaker Amp			CLO	PE1FB	5.60									
	Physical Collocation - Power, 240V AC Power, Single Phase, per Breaker Amp			CLO	PE1FD	11.22									
	Physical Collocation - Power, 120V AC Power, Three Phase, per Breaker Amp			CLO	PE1FE	16.82									
	Physical Collocation - Power, 277V AC Power, Three Phase, per Breaker Amp			CLO	PE1FG	38.84									
Cross Connects (Cross Connects, Co-Carrier Cross Connects, and Ports)															
	Physical Collocation - 2-wire cross-connect, loop, provisioning			UEANL,UEQ, UNCNX, UEA, UCL, UAL, UHL, UDN, UNCVX	PE1P2	0.033	33.82	31.92							
	Physical Collocation - 4-wire cross-connect, loop, provisioning			UEA, UHL, UNCVX, UNCDX, UCL, UDL	PE1P4	0.066	33.94	31.95							
	Physical Collocation -DS1 Cross-Connect for Physical Collocation, provisioning			WDS1L, WDS1S, UXTD1, ULDD1, USLEL, UNLD1, U1TD1, UNC1X, UEPSR, UEPSB, UEPESE, UEPSP, USL, UEPEX, UEPDX	PE1P1	1.51	53.27	40.16							
	Physical Collocation - DS3 Cross-Connect, provisioning			UE3, U1TD3, UXTD3, UXTS1, UNC3X, UNCSX, ULDD3, U1TS1, ULDS1, UNLD3, UEPEX, UEPDX, UEPSR, UEPSB, UEPESE, UEPSP	PE1P3	19.26	52.37	38.89							
	Physical Collocation - 2-Fiber Cross-Connect			CLO, ULDO3, ULD12, ULD48, U1TO3, U1T12, U1T48, UDLO3, UDL12, UDF	PE1F2	15.64	41.56	29.82	12.96	10.34		2.69	2.69	1.56	1.56
	Physical Collocation - 4-Fiber Cross-Connect			ULDO3, ULD12, ULD48, U1TO3, U1T12, U1T48, UDLO3, UDL12, UDF, UDFCX	PE1F4	28.11	50.53	38.78	16.97	14.35		2.69	2.69	1.56	1.56
	Physical Collocation - Co-Carrier Cross Connects/Direct Connect - Fiber Cable Support Structure, per linear foot, per cable.			CLO	PE1ES	0.0013									
	Physical Collocation - Co-Carrier Cross Connect/Direct Connect - Copper/Coax Cable Support Structure, per linear foot, per cable.			CLO	PE1DS	0.0019									

Pricing Schedule - Tennessee																
CATEGORY	RATE ELEMENTS	Interim	Zone	BCS	USOC	RATES(\$)					Svc Order Submitted Elec per LSR	Svc Order Submitted Manually per LSR	Incremental Charge - Manual Svc Order vs. Electronic-1st	Incremental Charge - Manual Svc Order vs. Electronic-Add'l	Incremental Charge - Manual Svc Order vs. Electronic-Disc 1st	Incremental Charge - Manual Svc Order vs. Electronic-Disc Add'l
						Rec	Nonrecurring First	Add'l	Nonrecurring Disconnect First	Add'l	SOMECEC	SOMAN	SOMAN	SOMAN	SOMAN	SOMAN
	Physical Collocation 2-Wire Cross Connect, Port			UEPSR, UEPSB, UEPSX, UEPC2C	PE1R2	0.033	33.82	31.92					20.35	10.54	13.32	1.40
	Physical Collocation 4-Wire Cross Connect, Port			UEPEX, UEPCDD	PE1R4	0.066	33.94	31.95					20.35	10.54	13.32	1.40
Security																
	Physical Collocation - Security Escort for Basic Time - normally scheduled work, per half hour			CLO	PE1BT		33.91	21.49								
	Physical Collocation - Security Escort for Overtime - outside of normally scheduled working hours on a scheduled work day, per half hour			CLO	PE1OT		44.17	27.76								
	Physical Collocation - Security Escort for Premium Time - outside of scheduled work day, per half hour			CLO	PE1PT		54.42	34.02								
	Physical Collocation - Security Access System - Security System per Central Office			CLO	PE1AX	55.99										
	Physical Collocation -Security Access System - New Card Activation, per Card Activation (First), per State			CLO	PE1A1	0.059	55.67									
	Physical Collocation-Security Access System-Administrative Change, existing Access Card, per Request, per State, per Card			CLO	PE1AA		15.61									
	Physical Collocation - Security Access System - Replace Lost or Stolen Card, per Card			CLO	PE1AR		45.64									
	Physical Collocation - Security Access - Initial Key, per Key			CLO	PE1AK		26.24									
	Physical Collocation - Security Access - Key, Replace Lost or Stolen Key, per Key			CLO	PE1AL		26.24									
CFA																
	Physical Collocation - CFA Information Resend Request, per premises, per arrangement, per request			CLO	PE1C9		77.67									
Cable Records																
	Physical Collocation - Cable Records, per request			CLO	PE1CR		1,711.00									
	Physical Collocation, Cable Records, VG/DS0 Cable, per cable record (maximum 3600 records)			CLO	PE1CD		925.06									
	Physical Collocation, Cable Records, VG/DS0 Cable, per each 100 pair			CLO	PE1CO		18.05									
	Physical Collocation, Cable Records, DS1, per T1 TIE			CLO	PE1C1		8.45									
	Physical Collocation, Cable Records, DS3, per T3 TIE			CLO	PE1C3		29.57									
	Physical Collocation - Cable Records, Fiber Cable, per cable record (maximum 99 records)			CLO	PE1CB		279.42									
	Physical Collocation, Cable Records,CAT5/RJ45			CLO	PE1C5		8.45									
Virtual to Physical																
	Physical Collocation - Virtual to Physical Collocation Relocation, per Voice Grade Circuit			CLO	PE1BV		33.00									
	Physical Collocation - Virtual to Physical Collocation Relocation, per DSO Circuit			CLO	PE1BO		33.00									
	Physical Collocation - Virtual to Physical Collocation Relocation, per DS1 Circuit			CLO	PE1B1		52.00									
	Physical Collocation - Virtual to Physical Collocation Relocation, per DS3 Circuit			CLO	PE1B3		52.00									
	Physical Collocation - Virtual to Physical Collocation In-Place, Per Voice Grade Circuit			CLO	PE1BR		21.11									
	Physical Collocation Virtual to Physical Collocation In-Place, Per DSO Circuit			CLO	PE1BP		21.11									
	Physical Collocation - Virtual to Physical Collocation In-Place, Per DS1 Circuit			CLO	PE1BS		30.69									
	Physical Collocation - Virtual to Physical Collocation In-Place, per DS3 Circuit			CLO	PE1BE		30.69									
Entrance Cable																
	Physical Collocation - Fiber Cable Support Structure, per Entrance Cable			CLO	PE1PM	19.80										
	Physical Collocation - Fiber Entrance Cable per Cable (CO manhole to vault splice)			CLO	PE1EC		1,071.00		43.10							
	Physical Collocation - Fiber Entrance Cable Installation, per Fiber			CLO	PE1ED		7.29									
VIRTUAL COLLOCATION																
Application																

Pricing Schedule - Tennessee																	
CATEGORY	RATE ELEMENTS	Interim	Zone	BCS	USOC	RATES(\$)					Svc Order Submitted Elec per LSR	Svc Order Submitted Manually per LSR	Incremental Charge - Manual Svc Order vs. Electronic-1st	Incremental Charge - Manual Svc Order vs. Electronic-Add'l	Incremental Charge - Manual Svc Order vs. Electronic-Disc 1st	Incremental Charge - Manual Svc Order vs. Electronic-Disc Add'l	
						Rec	Nonrecurring First	Add'l	Nonrecurring Disconnect First	Add'l	SOMECH	SOMAN	OSS Rates(\$)		SOMAN	SOMAN	
	Virtual Collocation - Application Fee			AMTFS	EAF		2,633.00							2.07	2.81	0.67	1.41
	Virtual Collocation - Co-Carrier Cross Connects/Direct Connect, Application Fee, per application			AMTFS	VE1CA		585.09										
	Virtual Collocation Administrative Only - Application Fee			AMTFS	VE1AF		743.25										
Space Preparation																	
	Virtual Collocation - Floor Space, per sq. ft.			AMTFS	ESPVX	3.91											
Power																	
	Virtual Collocation - Power, per fused amp			AMTFS	ESPAX	6.79											
Cross Connects (Cross Connects, Co-Carrier Cross Connects, and Ports)																	
	Virtual Collocation - 2-wire cross-connect, loop, provisioning			UEANL, UEA, UDN, UAL, UHL, UCL, UEQ, UNCVX, UNCDX, UNCNX	UEAC2	0.57	11.62	9.90	10.38	8.66			2.07	2.81	0.67	1.41	
	Virtual Collocation - 4-wire cross-connect, loop, provisioning			UEA, UHL, UCL, UDL, UNCVX, UNCDX	UEAC4	0.57	11.81	10.04	10.44	8.67			2.07	2.81	0.67	1.41	
	Virtual collocation - Special Access & UNE, cross-connect per DS1			ULR, UXTD1, UNC1X, ULDD1, U1TD1, USLEL, UNLD1, USL, UEPEX, UEPPDX	CNC1X	1.32	32.22	17.76	10.46	8.75			2.07	2.81	0.67	1.41	
	Virtual collocation - Special Access & UNE, cross-connect per DS3			USL, UE3, U1TD3, UXTS1, UXTD3, UNC3X, UNCSX, ULDD3, U1TS1, ULDS1, UDLSX, UNLD3, XDEST	CND3X	12.32	29.97	16.30	12.03	8.99			2.07	2.81	0.67	1.41	
	Virtual Collocation - 2-Fiber Cross Connects			UDL12, UDLO3, U1T48, U1T12, U1TO3, ULDO3, ULD12, ULD48, UDF	CNC2F	3.03	41.56	29.82	12.96	10.34			2.69	2.69	1.56	1.56	
	Virtual Collocation - 4-Fiber Cross Connects			UDL12, UDLO3, U1T48, U1T12, U1TO3, ULDO3, ULD12, ULD48, UDF	CNC4F	6.06	50.53	38.78	16.97	14.35			2.69	2.69	1.56	1.56	
	Virtual Collocation - Co-Carrier Cross Connects/Direct Connect - Fiber Cable Support Structure, per linear foot, per cable			AMTFS	VE1CB	0.0013											
	Virtual Collocation - Co-Carrier Cross Connects/Direct Connect - Copper/Coax Cable Support Structure, per linear foot, per cable			AMTFS	VE1CD	0.0019											
	Virtual Collocation 2-Wire Cross Connect, Port			UEPSX, UEPSB, UEPSX, UEPSB, UEPSR, UEPPC	VE1R2	0.57	11.62	9.90	10.38	8.66			20.35	10.54	13.32	1.40	
	Virtual Collocation 4-Wire Cross Connect, Port			UEPDD, UEPEX	VE1R4	0.57	11.81	10.04	10.44	8.67			20.35	10.54	13.32	1.40	
CFA																	
	Virtual Collocation - CFA Information Resend Request, per Premises, per Arrangement, per request			AMTFS	VE1QR		77.67										
Cable Records																	
	Virtual Collocation Cable Records - per request			AMTFS	VE1BA		1,711.00										
	Virtual Collocation Cable Records - VG/DS0 Cable, per cable record			AMTFS	VE1BB		925.06										
	Virtual Collocation Cable Records - VG/DS0 Cable, per each 100 pair			AMTFS	VE1BC		18.05										
	Virtual Collocation Cable Records - DS1, per T1TIE			AMTFS	VE1BD		8.45										
	Virtual Collocation Cable Records - DS3, per T3TIE			AMTFS	VE1BE		29.57										
	Virtual Collocation Cable Records - Fiber Cable, per 99 fiber records			AMTFS	VE1BF		279.42										
	Virtual Collocation Cable Records - CAT 5/RJ45			AMTFS	VE1B5		8.45										
Security																	
	Virtual collocation - Security escort, basic time, normally scheduled work hours			AMTFS	SPTBX		33.15	20.44					2.07	2.81	0.67	1.41	

Pricing Schedule - Tennessee

CATEGORY	RATE ELEMENTS	Interim	Zone	BCS	USOC	RATES(\$)				Svc Order Submitted Elec per LSR	Svc Order Submitted Manually per LSR	Incremental Charge - Manual Svc Order vs. Electronic- 1st	Incremental Charge - Manual Svc Order vs. Electronic- Add'l	Incremental Charge - Manual Svc Order vs. Electronic- Disc 1st	Incremental Charge - Manual Svc Order vs. Electronic- Disc Add'l	
						Rec	Nonrecurring First	Add'l	Nonrecurring Disconnect First	Add'l	OSS Rates(\$)					
											SOME C	SOMAN	SOMAN	SOMAN	SOMAN	SOMAN
	Virtual collocation - Security escort, overtime, outside of normally scheduled work hours on a normal working day			AMTFS	SPTOX		41.50	25.61					2.07	2.81	0.67	1.41
	Virtual collocation - Security escort, premium time, outside of a scheduled work day			AMTFS	SPTPX		49.86	30.79					2.07	2.81	0.67	1.41
Maintenance																
	Virtual collocation - Maintenance in CO - Basic, per half hour			AMTFS	CTRLX		30.64						2.07	2.81	0.67	1.41
	Virtual collocation - Maintenance in CO - Overtime, per half hour			AMTFS	SPTOM		35.77						2.07	2.81	0.67	1.41
	Virtual collocation - Maintenance in CO - Premium per half hour			AMTFS	SPTPM		40.90						2.07	2.81	0.67	1.41
Entrance Cable																
	Virtual Collocation - Cable Installation Charge, per cable			AMTFS	ESPCX		1,749.00						2.07	2.81	0.67	1.41
	Virtual Collocation - Cable Support Structure, per cable			AMTFS	ESPSX	17.87										
COLLOCATION IN THE REMOTE SITE																
Physical Remote Site Collocation																
	Physical Collocation in the Remote Site - Application Fee			CLORS	PE1RA		580.20		312.76							
	Cabinet Space in the Remote Site per Bay/ Rack			CLORS	PE1RB	220.41										
	Physical Collocation in the Remote Site - Security Access - Key			CLORS	PE1RD		24.69									
	Physical Collocation in the Remote Site - Space Availability Report per Premises Requested			CLORS	PE1SR		218.49									
	Physical Collocation in the Remote Site - Remote Site CLLI Code Request, per CLLI Code Requested			CLORS	PE1RE		70.81									
	Remote Site DLEC Data (BRSD), per Compact Disk, per CO			CLORS	PE1RR		234.15									
	Physical Collocation - Security Escort for Basic Time - normally scheduled work, per half hour			CLORS	PE1BT		33.91	21.49								
	Physical Collocation - Security Escort for Overtime - outside of normally scheduled working hours on a scheduled work day, per half hour			CLORS	PE1OT		44.17	27.76								
	Physical Collocation - Security Escort for Premium Time - outside of scheduled work day, per half hour			CLORS	PE1PT		54.42	34.02								
Adjacent Remote Site Collocation																
	Remote Site-Adjacent Collocation-Application Fee			CLORS	PE1RU		755.62	755.62								
	Remote Site-Adjacent Collocation - Real Estate, per square foot			CLORS	PE1RT	0.134										
	Remote Site-Adjacent Collocation - AC Power, per breaker amp			CLORS	PE1RS	6.27										
NOTE: If Security Escort and/or Add'l Engineering Fees become necessary for adjacent remote site collocation, the Parties will negotiate appropriate rates.																
Virtual Remote Site Collocation																
	Virtual Collocation in the Remote Site - Application Fee			VE1RS	VE1RB		580.20		312.76							
	Virtual Collocation in the Remote Site - Per Bay/Rack of Space			VE1RS	VE1RC	220.41										
	Virtual Collocation in the Remote Site - Space Availability Report per Premises requested			VE1RS	VE1RR		218.49									
	Virtual Collocation in the Remote Site - Remote Site CLLI Code Request, per CLLI Code Requested			VE1RS	VE1RL		70.81									
ADJACENT COLLOCATION																
	Adjacent Collocation - Space Charge per Sq. Ft.			CLOAC	PE1JA	0.0656										
	Adjacent Collocation - Electrical Facility Charge per Linear Ft.			CLOAC	PE1JC	5.53										
	Adjacent Collocation - 2-Wire Cross-Connects			UEANL,UEQ,UEA,U CL, UAL, UHL, UDN	PE1JE	0.34	11.12	10.18	11.33	10.23		1.77	1.77	1.12	1.12	
	Adjacent Collocation - 4-Wire Cross-Connects			UEA,UHL,UDL,UCL	PE1JF	0.33	11.30	10.31	11.62	10.44		1.77	1.77	1.12	1.12	
	Adjacent Collocation - DS1 Cross-Connects			USL	PE1JG	1.70	28.39	16.88	11.65	10.54		1.77	1.77	1.12	1.12	
	Adjacent Collocation - DS3 Cross-Connects			UE3	PE1JH	19.03	26.23	15.51	13.40	10.77		1.77	1.77	1.12	1.12	
	Adjacent Collocation - 2-Fiber Cross-Connect			CLOAC	PE1JJ	3.49	26.23	15.51	13.41	10.78		1.77	1.77	1.12	1.12	
	Adjacent Collocation - 4-Fiber Cross-Connect			CLOAC	PE1JK	6.50	29.75	19.02	17.60	14.97		1.77	1.77	1.12	1.12	
	Adjacent Collocation - Application Fee			CLOAC	PE1JB		2,973.00		0.95			0.00	0.00	0.00	0.00	
	Adjacent Collocation - 120V, Single Phase Standby Power Rate per AC Breaker Amp			CLOAC	PE1JL	5.81										
	Adjacent Collocation - 240V, Single Phase Standby Power Rate per AC Breaker Amp			CLOAC	PE1JM	11.64										
	Adjacent Collocation - 120V, Three Phase Standby Power Rate per AC Breaker Amp			CLOAC	PE1JN	17.45										

Pricing Schedule - Tennessee															
CATEGORY	RATE ELEMENTS	Interim	Zone	BCS	USOC	RATES(\$)				Svc Order Submitted Elec per LSR	Svc Order Submitted Manually per LSR	Incremental Charge - Manual Svc Order vs. Electronic-1st	Incremental Charge - Manual Svc Order vs. Electronic-Add'l	Incremental Charge - Manual Svc Order vs. Electronic-Disc 1st	Incremental Charge - Manual Svc Order vs. Electronic-Disc Add'l
						Rec	Nonrecurring First	Add'l	Nonrecurring Disconnect First	Disconnect Add'l	SOMECD	SOMAN	SOMAN	SOMAN	SOMAN
	Adjacent Collocation - 277V, Three Phase Standby Power Rate per AC Breaker Amp			CLOAC	PE1JO	40.30									
Note: Rates displaying an "I" in Interim column are interim as a result of a Commission order.															
DIRECTORY DELIVERY															
	Each subscriber will receive one (1) copy per primary End User listing of AT&T White Pages directory in the same manner and at the same time that they are delivered to AT&T's subscribers during the annual delivery of newly published directories.														
BRANDING - DIRECTORY ASSISTANCE															
Facility Based CLEC															
	Recording and Provisioning of DA Custom Branded Announcement			AMT	CBADA		3,000.00	3,000.00	7.03	7.03			20.35	10.54	13.32
	Loading of Custom Branded Announcement per Switch per OCN			AMT	CBADC		1,170.00	1,170.00					20.35	10.54	
Wholesale CLEC															
	Recording of DA Custom Branded Announcement						3,000.00	3,000.00	7.03	7.03			20.35	10.54	13.32
	Loading of DA Custom Branded Announcement per Switch per OCN						1,170.00	1,170.00					20.35	10.54	
Unbranding via OLNS for Wholesale CLEC															
	Loading of DA per OCN (1 OCN per Order)						420.00	420.00					20.35	10.54	
	Loading of DA per Switch per OCN						16.00	16.00					20.35	10.54	
DIRECTORY ASSISTANCE SERVICES															
DIRECTORY ASSISTANCE ACCESS SERVICE															
	Directory Assistance Access Service Calls, Charge Per Call					0.31									
DIRECTORY ASSISTANCE CALL COMPLETION ACCESS SERVICE (DACC)															
	Directory Assistance Call Completion Access Service (DACC), Per Call Attempt					0.10									
	Directory Assistance - Rate Reference Initial Load						5,000.00								
	Directory Assistance - Rate Reference Subsequent Load							1,500.00							
Directory Assistance Database Service (DADS)															
	Directory Assistance Database Service (DADS)-Initial Load, per listing						0.04								
	Directory Assistance Database Service (DADS)-Update, per listing					0.04									
	Directory Assistance Database Service (DADS)-Monthly Recurring Fee					150.00									
BRANDING - OPERATOR CALL PROCESSING															
Facility based CLEC															
	Recording of Custom Branded OA Announcement			AMT	CBAOS		7,000.00	7,000.00	7.03	7.03			19.99	19.99	19.99
	Loading of Custom Branded OA Announcement per shelf/NAV per OCN			AMT	CBAOL		500.00	500.00					19.99	19.99	
Wholesale CLEC															
	Recording of Custom Branded OA Announcement						7,000.00	7,000.00					19.99	19.99	19.99
	Loading of Custom Branded OA Announcement per shelf/NAV per OCN						500.00	500.00					19.99	19.99	
	Loading of OA Custom Branded Announcement per Switch per OCN						1,170.00	1,170.00					19.99	19.99	
Unbranding via OLNS for Wholesale CLEC															
	Loading of OA per OCN (Regional)						1,200.00	1,200.00					19.99	19.99	
INWARD OPERATOR SERVICES															
	Inward Operator Services - Verification, Per Minute					1.15									
	Inward Operator Services - Verification and Emergency Interrupt - Per Minute					1.15									
OPERATOR CALL PROCESSING															
	Oper. Call Processing - Oper. Provided, Per Min. - Using BST LIDB					1.20									
	Oper. Call Processing - Oper. Provided, Per Min. - Using Foreign LIDB					1.24									

Pricing Schedule - Tennessee

CATEGORY	RATE ELEMENTS	Interim	Zone	BCS	USOC	RATES(\$)				Svc Order Submitted Elec per LSR	Svc Order Submitted Manually per LSR	Incremental Charge - Manual Svc Order vs. Electronic- 1st	Incremental Charge - Manual Svc Order vs. Electronic- Add'l	Incremental Charge - Manual Svc Order vs. Electronic- Disc 1st	Incremental Charge - Manual Svc Order vs. Electronic- Disc Add'l
						Rec	Nonrecurring First	Add'l	Nonrecurring Disconnect First	Add'l	SOMECD	SOMAN	SOMAN	SOMAN	SOMAN
	Oper. Call Processing - Fully Automated, per Call - Using BST LIDB					0.20									
	Oper. Call Processing - Fully Automated, per Call - Using Foreign LIDB					0.20									
	Operator Services - Rate Reference Initial Load						5,000.00								
	Operator Services - Rate Reference Subsequent Load							1,500.00							
STRUCTURE ACCESS															
<p>NOTE: Urban and non-urban are defined by the Bureau of Census as follows: Urban is a city plus the closely-settled urban fringe that together have a minimum population of 50,000. Non-urban is less than 50,000.</p> <p>Conduit rates will apply to each passageway (innerduct).</p> <p>For the purpose of determining the Duct feet chargeable, the Duct considered occupied shall be measured from the center to center of adjacent Manhole(s), or from the center of a Manhole to the end of a Duct not terminated in a Manhole.</p> <p>The rates are not applicable for crossings of any navigable waterway. Rates for navigable waterway crossings will be calculated on an individual case basis.</p>															
	Poles & Ducts - Poles (\$/attachment/yr.) NON-URBAN					11.52									
	Poles & Ducts - Poles (\$/attachment/yr.) URBAN					7.64									
	Poles & Ducts - Per Foot Conduit Occupancy Fees Full Duct (\$/ft/yr.)					0.30									
	Pole Attachment Transfer Rate					41.00									
	Cable Rate					5.05									
BONA FIDE REQUEST															
	Deposit						2000.00								